



# Hokie Notes

## 2003-2004 Virginia Tech Women's Basketball

### HOKIES FACE HAWKEYES IN NCAA FIRST ROUND

#### IOWA HAWKEYES (16-12, 10-6)



VS.



#### VIRGINIA TECH HOKIES (22-7, 10-6)

March 21, 2004 • 12 p.m. ET • Cassell Coliseum (10,052)

NCAA East Region First Round

Blacksburg, Va.

Radio: WFNR 100.7 FM, WFNR 810 AM (New River Valley), WBWR 106.9 FM (Roanoke)

TV: ESPN2

Series Record: First Meeting

#### VIRGINIA TECH PROBABLE STARTERS

Pos.	No.	Name	Ht.	Cl.	Hometown	Ppg.	Rpg.
F	14	Ieva Kublina	6-4	Sr.	Riga, Latvia	13.3	6.6
F	32	Kerri Gardin	6-1	So.	Morganton, N.C.	7.5	5.3
C	54	Erin Gibson	6-2	Jr.	Galax, Va.	9.4	7.0
G	23	Dawn Chriss	6-1	So.	Hillcrest Heights, Md.	10.4	4.7
G	24	Carrie Mason	5-7	So.	Seneca, Pa.	11.1	2.6 ast.

#### IOWA PROBABLE STARTERS

Pos.	No.	Name	Ht.	Cl.	Hometown	Ppg.	Rpg.
F	50	Jennie Lillis	6-1	Sr.	Urbandale, Iowa	15.8	6.1
F	34	Johanna Solverson	6-2	So.	Lake Zurich, Ill.	5.9	5.3
C	52	Jamie Cavey	6-3	Jr.	Mechanicsville, Iowa	16.9	4.8
G	20	Lindsay Richards	5-7	So.	Barrington, Ill.	5.5	2.5
G	22	Kristi Faulkner	5-7	Sr.	Glen Ellyn, Ill.	15.9	4.0

#### THE COACHES



#### Virginia Tech

**Head Coach:** Bonnie Henrickson  
**Alma Mater, Year:** St. Cloud State, '86  
**Record at School (years):** 157-61 (7th year)  
**Career Record (years):** 157-61 (7th year)

#### Assistant Coaches

Karen Lange (Iowa, '96)  
Katie O'Connor (Virginia Tech, '00)  
Kelly Kramer (Oklahoma Baptist, '84)

#### Director of Basketball Operations

Trena Anderson (Southeast Missouri St., '97)

#### Athletic Trainer

Megan Rittler (Salisbury University, '02)



#### Iowa

**Head Coach:** Lisa Bluder  
**Alma Mater, Year:** Northern Iowa, '83  
**Record at School (years):** 73-48 (4th yr.)  
**Career Record (years):** 429-190 (20th yr.)

#### Associate Head Coach

Jan Jensen (Drake, '91)

#### Assistant Coaches

Jenni Fitzgerald (Drake, '90)  
Michael Morgan (Iowa, '89)

#### Director of Basketball Operations

Shannon Gage (Southwest Mo. St., '89)

#### Women's Basketball SID

Matt Weitzel (Iowa, '97)

#### Athletic Trainer

Jennie Hartgrave (Southern Illinois, '96)

#### 2003-2004 Virginia Tech Women's Basketball Schedule

##### November

9	SLOVENIA -WBC ILIRIJA (exb.)	W	93-36
21	MIAMI (OHIO)	W	77-60
23	at #24 Virginia	W	63-62

##### Univ. of the Virgin Islands Paradise Jam

28	vs. Iowa State	W	67-57
29	vs. Mississippi State	W	63-56

##### December

3	OLD DOMINION	W	79-72
7	at Alabama	W	68-51
13	MARYLAND	W	63-43
21	at James Madison	W	60-53

##### LADY LUCK CLASSIC

28	FURMAN	W	83-70
29	WAKE FOREST	W	70-59

##### January

2	LIBERTY	W	52-45
4	PROVIDENCE*	W	64-34
7	at Rutgers*	L	43-56
10	at Notre Dame*	L	40-53
14	#19/24 VILLANOVA*	W	63-50
17	at Georgetown*	L	50-70
21	at Pittsburgh*	W	67-57
24	#24/19 BOSTON COLLEGE*	W	80-64
27	#4/3 CONNECTICUT*	L	50-68
31	at Syracuse*	W	75-60

##### February

3	SETON HALL*	W	64-40
10	at West Virginia*	L	66-69
14	MIAMI*	L	56-65
18	at Seton Hall*	W	48-42
21	at Providence*	W	77-56
28	PITTSBURGH*	W	85-55

##### March

2	ST. JOHN'S*	W	69-38
6-9	BIG EAST Championship in Hartford, Conn.		
6	vs. Georgetown	W	56-47
7	vs. #4/3 Connecticut	L	34-48
21,23	NCAA 1st & 2nd Round in Blacksburg, Va.		
21	IOWA		12 p.m.

\* BIG EAST Conference game  
Home Games in ALL CAPS  
All Times Eastern

#### Virginia Tech Women's Basketball SID:

Torye Hurst

Office: 540-231-8823

Fax: 540-231-6984

Cell: 540-998-5907

Email: [tohurst@vt.edu](mailto:tohurst@vt.edu)

Virginia Tech Homepage: [www.hokiesports.com](http://www.hokiesports.com)

## THE SERIES VS. IOWA

← The Hokies and the Hawkeyes meet today for the first time.

## TECH'S LAST GAME

← **HARTFORD, Conn. (3/7/04)** - The Virginia Tech Hokies held the #4 Connecticut Huskies to a season-low 48 points, but couldn't muster enough offense to pull off the upset, falling 48-34 in the quarterfinals of the BIG EAST tournament.

The Huskies went on a 7-0 run to open the second half and take a 28-14 lead that they maintained for most of the second half. The Hokies trailed by as many as 17 and as few as nine points.

UConn led 38-24 with 9:45 remaining in the game when the Hokies made their last serious challenge of the game. UConn's first team All-American and BIG EAST player of the year Diana Taurasi picked up two quick fouls to give her four for the game and force her to the bench. Center Jessica Moore then picked up two quick fouls to give her four, and she followed Taurasi to the sideline. Then wing Ashley Battle picked up two fouls to give her four.

Those six fouls stopped UConn's momentum and gave the Hokies a chance to get back in the game. Tech's defense held the Huskies scoreless for the next five minutes, but could only muster a 5-0 run to cut the lead to 38-29. A three-point play by Battle put UConn back up by a dozen and effectively ended any hopes for a Tech comeback.

The Hokies played a brilliant game defensively, particularly in the first half when they held the Huskies to just 21 points. However, as good as their defense was, their offense was that bad, especially over the final 11:25 of the first half.

Mason led the Hokies and tied for a game-high with 13 points. Barbara Turner led UConn with 13 points of her own and Moore contributed 11 points. Battle collared a game-high 10 rebounds. The Hokies clamped down on Taurasi, holding her to just four points on 2-of-10 shooting.

## COMPARING THE TWO

(Through games of March 20)

	<b>VT</b>	<b>Iowa</b>
Scoring Offense	63.2	73.3
Scoring Margin	8.0	0.4
Field Goal Pct.	41.6	43.8
3-Point FGs Made	2.4	6.0
3-Point Field Goal Pct.	30.9	36.1
Scoring Defense	55.2	72.9
Free Throw Percentage	72.6	76.6
Field Goal Pct. Defense	37.7	43.5
3-Point FG Pct. Defense	27.9	33.0
Offensive Rebounds	13.3	13.0
Defensive Rebounds	24.7	23.3
Rebounding Margin	4.4	-1.5
Blocked Shots	5.0	2.7
Assists	11.5	16.8
Steals	7.7	8.3
Turnovers	17.3	18.4
Turnover Margin	0.8	-0.2

## The Hawkeyes Report Card

### Iowa Hawkeyes' 2003-2004 Schedule/Scores

Record: 16-12

Home: 7-6

Away: 8-5

Neutral: 1-1

Big Ten: 10-6

Nov.	21	Butler#	W	83-60
	22	Houston#	L	64-70
	28	vs. Saint Joseph's\$	W	62-58
	29	at Florida International\$	W	93-86
Dec.	3	at Iowa State	L	94-101 (2 OT)
	5	at Marquette	W	65-62
	8	at Northern Iowa	W	76-67
	12	#11 Kansas	L	60-82
	21	Drake	W	79-65
	28	Creighton	L	72-84 (OT)
	30	at Missouri	L	65-75
Jan.	2	Illinois	W	91-73
	8	at #8 Penn State	L	64-92
	11	at #6 Minnesota	L	61-75
	15	Indiana	W	72-65
	18	Wisconsin	W	66-46
	25	Michigan	W	69-58
	29	at Northwestern	W	76-61
Feb.	1	at #18 Michigan State	W	78-67
	5	Ohio State	L	82-93
	10	#5 Purdue	L	79-90
	12	at Wisconsin	W	87-82 (OT)
	15	at Indiana	W	78-69
	19	#11 Minnesota	W	81-61
	22	#7 Penn State	L	58-70
	26	at #4 Purdue	L	55-84
	29	at Illinois	W	89-64
Mar.	5	vs. #24 Michigan State*	L	54-81
	21	at Virginia Tech%	Noon	

# - KCRG-TV 9 Hawkeye Classic, Iowa City, Iowa

\$ - FIU Thanksgiving Classic, Miami, Fla.

\* - Big Ten Tournament, Indianapolis, Ind.

% - NCAA East Region First Round, Blacksburg, Va.

## 2003-2004 Statistical Leaders

### Scoring

Jamie Cavey - 16.9

Kristi Faulkner - 16.0

Jennie Lillis - 15.8

### Rebounding

Jennie Lillis - 6.1

Johanna Solverson - 5.3

### Assists

Jennie Lillis - 3.2

Lindsay Richards - 3.0

### Steals

Jeannie Lillis - 1.9

Crystal Smith - 1.6

**FG Percentage:** Jamie Cavey - .566 (185-327)

**3-Pt. Percentage:** Kristi Faulkner - .440 (55-125)

**FT Percentage:** Kristi Faulkner - .860 (86-100)

## TECH IN THE NCAA TOURNEY


☛ With this year's appearance, the Hokies have now earned seven NCAA Tournament bids and have a record of 6-6. Tech's most successful experience in the NAAs occurred in 1999, when the Hokies reached the "Sweet 16." Tech is 5-1 in first round games and has won five in a row. The Hokies are 4-0 in first round games played on a neutral floor and 1-1 in first round games in Blacksburg. Tech is 5-6 against the 2004 NCAA tourney field defeating Boston College, Liberty, Maryland, Old Dominion and Villanova with losses against Connecticut (twice), Miami, Notre Dame, Rutgers and West Virginia.

## TWENTY WINS AGAIN

☛ The Hokies achieved win number 20 against Pittsburgh marking the seventh straight season, all under Bonnie Henrickson, that Tech has reached the milestone. In fact, reaching the magical 20-win mark has become a common occurrence for the women's basketball program over the last 12 years. Tech has posted ten 20+ win campaigns including seven straight since Bonnie Henrickson became head coach. The 1998-99 squad was the fastest in school history to reach 20 wins, accomplishing the feat in only 21 games. The 1993-94 and 1994-95 teams reached the mark in only 25 contests, this year's squad made the mark in 26 games, the 1992-93 and 00-01 squads took 27 games and the 2001-02 hit the mark in 28 games. The 1997-98 team reached 20 wins in 29 games while the 1999-00 and 2001-02 teams reached the plateau in 30 outings.

## THE IOWA CONNECTION

☛ The Virginia Tech coaching staff has several ties to the Iowa women's basketball program. Head Coach Bonnie Henrickson served on the Iowa staff as an assistant coach from 1995-97, an era where the Hawkeyes had a "Sweet 16" appearance in 1996 and won two Big Ten Conference Championships. Current Tech assistant coach and recruiting coordinator Karen Lange played at Iowa (1992-96) and handed out a team-high 136 assists with only 60 turnovers in the 1995-96 season. Lange and the Hawkeyes were voted the nation's top defensive unit in 1993. Former Tech assistant and Iowa head coach Angie Lee currently lives in Blacksburg, Va.



Bonnie  
Henrickson

## HENRICKSON'S HOKIES

☛ Virginia Tech has averaged 23 wins over the previous six-plus seasons under Bonnie Henrickson. The Hokies have advanced to the postseason every year including five NCAA and two WNIT appearances. Henrickson has won a postseason game in each of her previous six years in Blacksburg.

Tech has won 144 of its last 196 games (73.5 percent) dating back to Feb. 14, 1998. During that span, the Hokies have only lost to Boston College (two times), Clemson, Connecticut (six times), Dayton, Duke, Florida State, Florida, Florida International, Georgetown, George Washington (two times), Georgia, Houston, LSU, Maryland, Massachusetts, Miami (three times), Notre Dame (five times), Old Dominion, Oregon, Providence, Purdue, Rutgers (four times), Syracuse, Tennessee, Texas Tech, Villanova (three times), Virginia (two times), West Virginia and Xavier (four times). Of the 52 losses, 24 were against nationally-ranked opponents.

## VIRGINIA TECH'S POSTSEASON APPEARANCES

### NCAA TOURNAMENT

Year	Seed	Region	Qualified	Round	Opponent	Results	Location
1994	8	East	Metro Tournament Champs	1st	Auburn	L 51-60	Blacksburg, Va.
1995	8	East	At-large bid	1st	St. Joseph's	W 62-52	Storrs, Conn.
				2nd	Connecticut	L 45-91	Storrs, Conn.
1998	11	West	Atlantic 10 Tournament Champs	1st	Wisconsin	W 75-64	Gainesville, Fla.
				2nd	Florida	L 57-89	Gainesville, Fla.
1999	4	East	At-large bid	1st	Saint Peter's	W 73-48	Blacksburg, Va.
				2nd	Auburn	W 76-61	Blacksburg, Va.
				Regional	Tennessee	L 52-68	Greensboro, N.C.
2001	7	Mideast	At-large bid	1st	Denver	W 77-57	Lubbock, Tex.
				2nd	Texas Tech	L 52-73	Lubbock, Tex.
2003	7	East	At-large bid	1st	Georgia Tech	W 61-59	West Lafayette, Ind.
				2nd	Purdue	L 62-80	West Lafayette, Ind.
2004	8	East	At-large bid	1st	Iowa		Blacksburg, Va.


### WOMEN'S NATIONAL INVITATION TOURNAMENT

2000	-	-		1st	Georgia State	W 80-58	Blacksburg, Va.
				Sweet 16	Maryland	L 60-68 (OT)	Blacksburg, Va.
2002	-	-		1st	UNC Greensboro	W 51-45	Blacksburg, Va.
				2nd	George Washington	W 68-52	Blacksburg, Va.
				Quarterfinal	Vermont	W 76-48	Blacksburg, Va.
				Semifinal	Houston	L 72-77 (OT)	Blacksburg, Va.



## KUBLINA HONORS LIST

Senior Ieva Kublina has been recognized for her outstanding play the previous three seasons by being selected for the preseason watch list for the Wade Trophy, given to the national player of the year. Kublina is an All-BIG EAST First-team preseason selection after being chosen as member of the 2002-03 All-BIG EAST First-team. She was also a member of the 2003 BIG EAST All-tournament team and has been named BIG EAST Player of the Week four times in her career. Kublina was voted 2001-02 BIG EAST Conference Most Improved Player and named to the 2002 WNIT All-Tournament Team. She led the team last season in scoring, rebounding and blocked shots and was the BIG EAST leader in blocks. Kublina has scored in double figures 83 times with 19 career double-doubles, scored 20+ points 19 times, and blocked three or more shots in a game 44 times in her career. In addition, she was named the Most Valuable Player of the 2003 Lady Luck Classic, to the 2002 Lady Luck Classic All-tournament team and was named to the 2003 Paradise Jam All-tournament squad. Kublina is first on Tech's career blocks list (251), second in career rebounds (832), third in career points (1,606), fourth in career field goals made (598), fifth in career three-point field goals made (72), and is fifth in career free throws made (338).



Ieva  
Kublina

## KUBLINA NAMED ALL-BIG EAST

Ieva Kublina was named to the 2003-04 All-BIG EAST Second Team at the State Farm Insurance Women's Basketball Awards Banquet held on Friday, March 5 in Windsor, Conn.

### ELITE COMPANY

The Virginia Tech women's basketball program has enjoyed tremendous success the last five years. Tech ranks 20th in terms of victories and is joined on the list by the nation's top women's basketball teams.

1.	Connecticut	173
2.	Tennessee	157
3.	Duke	153
4.	Louisiana Tech	148
5.	Purdue	141
6.	UC Santa Barbara	132
7.	Texas Tech	132
8.	Notre Dame	128
9.	Old Dominion	127
10.	Colorado State	126
11.	Georgia	126
12.	Penn State	120
13.	Oklahoma	119
14.	North Carolina	117
	Stanford	117
16.	Tulane	116
17.	Iowa State	115
	LSU	115
19.	Wisconsin-Green Bay	114
20.	<b>Virginia Tech</b>	<b>113</b>
	George Washington	113
	Xavier	113
23.	Cincinnati	112
	Holy Cross	112
25.	Liberty	111
	Southwest Missouri State	111
	Utah	111
28.	New Mexico	110
	Stephen F. Austin	110
	Vanderbilt	110
31.	Chattanooga	109
32.	Delaware	108
	Drake	108
	Northwestern State	108
	Rutgers	108
	Texas	108
37.	Boston College	107
	Pepperdine	107
39.	St. Joseph's	106
40.	Florida International	105
	Vermont	105
42.	Georgia State	104
	Kent State	104
	Santa Clara	104
	Siena	104
	St. Peter's	104
47.	Hawaii	102
48.	Mississippi State	101
	TCU	101
	Toledo	101





**Carrie  
Mason**

## MASON PAVES THE WAY

☛ Sophomore point-guard Carrie Mason has picked up where she left off last season following arguably the best freshman season in Tech history. Mason was named the Paradise Jam Most Valuable Player after leading the Hokies to the championship. She is second on the team in scoring (11.1), first in three-point field goals (45) and third in career three-point field goals (87), first in steals (53) and first in minutes played (35.6). Mason was named to the 2002-03 BIG EAST Conference All-Rookie team and was selected on one occasion as the BIG EAST Conference Rookie of the Week (12/9/02). She was an honorable mention selection to the womenscollegehoops.com All-American Freshman team. Last year, Mason set the school record for assists by a freshman with 106, which also led the team. She led the team in minutes played (1,108), three-point field goals made (43), three-point field goal percentage (.408) and was third in both scoring (10.6) and steals (26). Mason came through in the clutch for the Hokies, hitting game-winning shots against Notre Dame (53-50) in the regular season and against Georgia Tech (61-59) in the NCAA First Round as well as nailing a three-pointer to force the Miami game into overtime.

## GIBSON BOUNCES BACK

☛ Most players would consider a sophomore season consisting of 9.7 points and 7.0 rebounds a success but junior center Erin Gibson is looking for much more this season. Gibson averaged 13.5 through the first 19 games including 13 double-figure games and a career-high 24 points against Radford. She was named the Lady Luck Classic Most Valuable Player after leading the Hokies to two wins averaging 13.5 points and eight rebounds. During the stretch Gibson was 92-of-179 (51.4 percent) from the field. In her final 11 games, Gibson's average dipped to 5.8 points per game with two double-figure scoring games and was only 25-of-68 (36.8 percent) from the field. She ended the season fourth on the team in scoring and second in rebounds and blocks. This year, Gibson is averaging 9.4 points and 7.0 rebounds while blocking 21 shots. She is first on the team in field goal percentage (.491) and has improved her free throw shooting from 50.8 percent last season to 61.5 percent (64-104) thus far this year. Gibson leads the team with five double-doubles this season.



**Erin  
Gibson**



## DEFENSE, DEFENSE, DEFENSE

☛ Bonnie Henrickson teams are known for their defensive efforts and the last three years have been exceptional. Tech's defensive effort in 2000-01 led directly to the Hokies' success. Tech was 18-0 when holding opponents to 60 points or less and the Hokies limited the opposition to only 39.6 percent from the field. Tech was 16-1 when limiting opponents to under 40 percent from the floor. In 2001-02, Tech limited the opposition to under 40 percent from the field in 22 of its 32 games and held three teams under 30 percent. Last year, the Hokies were 17-0 when limiting opponents to 60 points or less, and Tech is currently 63-7 over the last four seasons when holding the opposition to 60 or under. Thus far this season, the Hokies have limited the opposition to an average of only 55.2 points and 37.7 percent from the field. Tech has held 41 of the last 61 opponents to 40.0 percent or less from the field.

## WORKING OVERTIME

☛ Virginia Tech set a program record last year with four overtime games. The last overtime contest was a 74-70 win over #23 Boston College in the BIG EAST Championship quarterfinal on Mar. 9, 2003. Prior to the BC game, the Hokies' last overtime game was a 67-66 loss at Miami on Jan. 28, 2003. Under Coach Bonnie Henrickson, Virginia Tech is 5-4 in overtime games, 2-3 at home, 1-1 on the road and 2-0 in games played in a neutral location. Overall, Tech has a record of 12-12 in overtime games, 5-4 in home games, 4-6 in games played on the road and 3-2 at neutral locations. The Hokies have participated in 20 overtime games (10-10), three double-overtime games (1-2) and one triple-overtime contest (1-0).

## TECH IN CONFERENCE GAMES

☛ Under Coach Bonnie Henrickson, the Hokies have posted a 76-35 (68.5%) record in conference games, 44-12 at home and 32-23 on the road. Since the 1976-77 season, Virginia Tech has posted a 166-129 record in conference games, 104-45 at home and 62-84 on the road. This year Tech was 10-6 in league play, 6-2 at home and 4-4 away.

## YEAR-BY-YEAR CONFERENCE RECORDS


Year	Conference	Record
1981-82	Metro	0-5
1982-83	Metro	2-3
1983-84	Metro	4-6
1984-85	Metro	4-6
1985-86	Metro	4-6
1985-86	Metro	7-5
1987-88	Metro	4-8
1988-89	Metro	7-5
1989-90	Metro	8-6
1990-91	Metro	8-6
1991-92	Metro	3-9
1992-93	Metro	8-4
1993-94	Metro	9-3
1994-95	Metro	10-2
1995-96	A-10	8-8
1996-97	A-10	4-12
1997-98	A-10	11-5
1998-99	A-10	15-1
1999-00	A-10	11-5
2000-01	BIG EAST	11-5
2001-02	BIG EAST	9-7
2002-03	BIG EAST	10-6
2003-04	BIG EAST	10-6
<b>Totals</b>		<b>166-129</b>

## TOE'IN THE LINE

☛ Virginia Tech has made a living out of getting to the free throw line this season. The Hokies lead the opposition in charity tosses (627-442) and are outscoring opponents 455-292 at the line for an average of 5.6 points per game. Tech has been especially accurate in the waning moments of games shooting 79.0 percent (64-81) in the last five minutes and 84.8 (50-59) in the final two minutes. In the last 15 games, the Hokies are shooting 72.7 percent (224-308).

## SWAT TEAM

☛ Virginia Tech has blocked 145 shots this season for an average of 5.0 rejections per contest. Tech opened the year with 10 blocks against Miami (Ohio) and registered nine blocks in the win over Iowa State. Ieva Kublina leads the team with 68 blocks followed by Dawn Chriss with 26 and Erin Gibson with 21. The Hokies blocked 161 shots during the 2001-02 season, an average of 5.0 per game. Last year, the Hokies blocked five or more shots in 19 games led by Kublina with 86, the highest single-season total in school history.



*Dawn  
Chriss*

## DAWN OF A NEW ERA

☛ Sophomore Dawn Chriss has come into her own this season after averaging only 3.2 points and 1.8 rebounds during her freshman season. Chriss is second on the team in field goal percentage (.480), third in scoring (10.4), second in blocks (26), first in free throw percentage (.837) and third in rebounding (4.7). She has scored in double figures in 17 games and registered her first collegiate double-double with 15 points and 12 rebounds against Liberty (1/2/04).

## THE NEWCOMERS

☛ This year's edition of the Hokies features three new faces. Britney Anderson, Kirby Copeland, and Nare Diawara, who joined the Hokies this season as freshmen.

Anderson, a 6-0 guard from Blacksburg, Va., averaged 18.4 points and 9.2 rebounds in leading Blacksburg High School to the Virginia AA Championship. She was named the 2002 AA Virginia Player of the Year and was elected as Miss Basketball in Virginia. Anderson also was named the 2001 Virginia AAA Player of the Year as a junior while playing at Meadowbrook High School in Richmond which advanced to the state semifinals.

Copeland, a 5-10 shooting guard from Morrow, Ga., averaged 21.4 points and 9.2 rebounds as a junior at Morrow High School in leading the Lady Mustangs to the state playoffs. As a junior, she set the school single-season scoring record (605) and scored her 1,000th career point. Copeland was an All-State Honorable Mention and was a member of the All-Region 4-AAAA second team.

Diawara, a 6-6 center from Bamako, Mali, averaged a triple-double with 24 points, 19 rebounds and blocked 11 shots per game in leading Cheshire (Conn.) Academy to a 19-3 record. The three losses occurred while Diawara was away from the team to participate in a tournament for the Mali national team. In her final games of the season, she scored 45 and 47 points respectively.

## FALL SIGNEES

☛ Coach Bonnie Henrickson signed Brittany Cook, Roshana Jackson and Christie Marrone to 2004-05 National Letters of Intent during the fall signing period.

Cook, a 6-0 guard from Narrows, Va., averaged 23.0 points, 10.0 rebounds and five blocks during her sophomore season in leading Mercer Christian Academy to the West Virginia State Championship for the second consecutive season. She was named to the Class A all-state team her freshman and sophomore seasons and has scored 1,060 points. Her junior season was cut short after just six games when the school was forced to suspend the program due to a lack of players. Cook, who plays AAU basketball for the Roanoke Stars, was named the *Bluefield Telegraph* Player of the Year. She was also recruited by West Virginia, Duquesne, Liberty, UNC Wilmington, Seton Hall and Marshall.

Jackson, a 6-0 forward from Norton, Va., will transfer to Virginia Tech from Hiwassee College in Madisonville, Tenn. She averaged 12.0 points, 10.5 rebounds and three blocks last year in leading Hiwassee to a 25-4 record and the quarterfinals of the national junior college tournament. Jackson was named the Group A Player of the Year by the Associated Press as a junior at Appalachia High School. Jackson selected the Hokies over Louisiana Tech, West Virginia, Arkansas, Alabama and several others.

Marrone, a 5-6 point-guard from Brooklyn, N.Y., was recently nominated for the McDonald's All-America team. She averaged 17.5 points and 6.5 assists in leading St. John Villa Academy to a 22-8 record and the Class B State Federation Championship in her junior year. Marrone was named the Most Valuable Player in the championship game after scoring 22 points, including a state record-tying six, three-point field goals. Marrone was named the Class B Player of the Year by the New York Sportwriters Association and was the only junior among the five finalists for the *New York Daily News* Player of the Year award. She has scored 1,414 career points, including 71 treys.

## CLASSIC HENRICKSON

☛ Head Coach Bonnie Henrickson is 13-1 in Tech's holiday tournaments. Her only loss was a 69-64 loss to Siena in the championship game of the 1997 Diamond Club Classic. Since then Henrickson's Hokies have won 12 straight games by an average of 25.7 points. Tech's victory margin in first round games under Henrickson is 34.1 points, and the Hokies have won the last six championship games by an average of 18 points.

## HOKIES AMONG BIG EAST LEADERS

☛ Several Hokies were among the BIG EAST Conference statistical leaders this season. Below are the VT players and their rank in each of the conference all games and conference games only statistical categories as well as national rankings which are in ( ). BIG EAST rankings through games of Friday, Mar. 19. National rankings through games of Feb. 23.

Scoring	All Games		BIG EAST Only	
Ieva Kublina	15th	13.3	16th	12.9
<b>Rebounding</b>				
Erin Gibson	7th	7.0	14th	6.1
Ieva Kublina	10th	6.6	16th	6.0
<b>Assists</b>				
Kerri Gardin	None	15th	2.94	
<b>Field Goal Pct.</b>				
	None		None	
<b>Free Throw Pct.</b>				
Dawn Chriss	3rd	.837		
Ieva Kublina	4th	.832	7th	.778
<b>3 pt. FG Made</b>				
Carrie Mason	15th	1.55	15th	1.50
<b>3 pt. FG Pct.</b>				
	None		None	
<b>Steals</b>				
Carrie Mason	8th	1.83	None	
<b>Blocked Shots</b>				
Ieva Kublina	1st	2.34	1st	2.50
<b>Offensive Rebounds</b>				
Ieva Kublina	11th	2.41	T14th	2.38
Erin Gibson	12th	2.38		
<b>Defensive Rebounds</b>				
Erin Gibson	9th	4.62	11th	4.00
Ieva Kublina	11th	4.17	15th	3.75
<b>Assist/Turnover Ratio</b>				
	None		None	
<b>Team Rankings</b>	<b>All Games</b>		<b>BIG EAST Only</b>	
Scoring Offense	7th	63.2	7th	62.3
Scoring Margin	5th	+8.80	3rd	7.5
Field Goal Pct.	8th	.416	5th	.436
3-pt. Field Goal Pct.	11th	.309	11th	.304
Scoring Defense	3rd	55.2 (18)	4th	54.8
Free Throw Pct.	4th	.726	4th	.729
FG Pct. Defense	2nd	.377	3rd	.383
3-pt. FG Pct. Defense	2nd	.279	3rd	.305
Rebounding Offense	5th	37.9	6th	36.4
Rebounding Defense	4th	33.5	2nd	31.9
Rebounding Margin	3rd	+4.4	4th	+4.5
Blocked Shots	1st	5.00 (22)	1st	4.94
Assists	11th	11.52	10th	11.62
Steals	10th	7.72	8th	7.81
Turnover Margin	7th	0.83	5th	0.75
Assist/Turnover Ratio	11th	0.67	10th	0.66
Win-Loss Pct.	5th	.758	T6th	.625

## TECH IN NON-CONFERENCE

☛ Under Coach Bonnie Henrickson, the Hokies have posted a 76-24 (76.0 percent) record in non-conference games overall, 42-5 at home, 22-14 away and 12-5 at neutral sites. Since the 1976-77 season, Tech is 258-197 overall, 148-56 at home, 80-101 away and 30-40 on neutral floors. Tech is a perfect 12-0 this season.



## DEFENDING THE CASSELL

Under Coach Bonnie Henrickson, the Hokies have posted a 86-17 record (.835) at Cassell Coliseum. Overall, the program has posted a 254-105 (.708) home record since the addition of women's basketball as a varsity sport in 1976-77. The Hokies were 15-0 at home in 1999-00 and won 18-straight regular-season home games until the Georgia loss on November 17, 1999. Tech was 13-1 at home in 2002-03, and the Hokies have won 78 of their last 93 home games including a 12-2 mark this season. More recently, Tech has won 31 of the last 35 home contests over the past three years.

## LOVE THOSE HOKIES

The play of the Virginia Tech women's basketball program at home has not gone unnoticed by the Hokie faithful. The following has paid huge dividends for the team for its performances at the Cassell, serving as the team's sixth man on the court.

Over 7,200 fans attended the Connecticut game on Jan. 27, 2004, marking the seventh largest crowd in the history of Cassell Coliseum.

In 1999, Tech set eight of the program's then 10 best single-game attendance marks and averaged a record 5,221 fans per game, ranking 13<sup>th</sup> nationally. In Tech's first round NCAA Tournament win over St. Peter's, the Hokies recorded the program's first sellout crowd with 10,052 on hand.

In 2001-02, the Hokies averaged 2,577 in 17 home games which was 33rd best in the nation. The Hokies drew 6,069 against #1 Connecticut that year which was the eighth largest crowd and had 5,370 on hand, good for No. 10 on the list, for the WNIT semifinal contest against Houston. Tech is averaging 3,366 through 14 home games this year which ranks 26<sup>th</sup> in the nation.

## TOP 10 CASSELL COLISEUM WOMEN'S BASKETBALL CROWDS

10,052	.....	Tech 73, St. Peter's 48*	.....	Mar. 13, 1999
9,812	.....	Tech 76, Auburn 61*	.....	Mar. 15, 1999
9,724	.....	Tech 62, Xavier 60	.....	Feb. 5, 1999
8,373	.....	Tech 65, St. Joseph's 56	.....	Jan. 22, 1999
8,079	.....	Tech 66, George Washington 64	.....	Feb. 21, 1999
7,402	.....	Connecticut 90, Tech 38	.....	Feb. 7, 2001
<b>7,211</b>	.....	<b>Connecticut 68, Tech 50</b>	.....	<b>Jan. 27, 2004</b>
7,043	.....	Tech 62, LaSalle 35	.....	Feb. 7, 1999
<b>6,364</b>	.....	<b>Tech 85, Pittsburgh 55</b>	.....	<b>Feb. 28, 2004</b>
6,069	.....	Connecticut 59, Tech 50	.....	Jan. 29, 2002
5,409	.....	Houston 77, Tech 72 (OT)#	.....	Mar. 23, 2002

\* - NCAA Tournament  
# - WNIT Semifinals



## GARDIN PARTY SEEING DOUBLE

Sophomore Kerri Gardin had her fourth double-double of the year with 14 points and a career-high 16 rebounds against Georgetown in the First Round of the BIG EAST Championship. She recorded the first three double-doubles of her collegiate career this season at West Virginia (13 pts., 10 reb.), Miami (13 pts., 14 reb.) and at Seton Hall (11 pts., 12 reb.). In her last six games, Gardin has averaged 10.2 points, 8.2 rebounds and is 21-31 (.677) at the free throw line. She has scored in double figures 10 times, has had six or more boards in eight games and blocked two or more shots on seven occasions.

## 2003-04 Pressure Free Throw Stats

#	Player	FT last five minutes	FT in last two min./OT	Three-Point Plays	Front-End Conversions
5	Kirby Copeland	0-1	0-0	1-1	3-5
10	Fran Recchia	3-3	3-3	0-0	3-3
11	Nare Diawara	0-0	0-0	0-0	0-0
14	Ieva Kublina	8-10	6-8	10-12	9-10
21	Brandy Fowler	0-0	0-0	0-1	0-2
23	Dawn Chriss	9-9	6-6	5-6	5-6
24	Carrie Mason	26-33	24-29	4-5	10-15
25	Britney Anderson	0-0	0-0	0-0	0-0
32	Kerri Gardin	10-14	9-10	2-3	6-7
42	Davina Simmons	0-0	0-0	2-2	1-3
45	Megan Finnerty	1-2	0-0	1-2	2-3
54	Erin Gibson	6-8	2-3	7-9	7-9
<b>Total</b>		<b>64-81 (.790)</b>	<b>50-59 (.848)</b>	<b>32-41 (.781)</b>	<b>46-63 (.730)</b>



## TECH IN THE POLLS

← Virginia Tech received votes in this week's Associated Press and *USA Today*/ESPN/WBCA coaches polls. The Hokies entered the coaches poll at No. 24 on Nov. 24 and debuted in the AP poll at No. 23 on Dec. 1. As of Mar. 16, Tech is No. 28 in the WBCA/Summerville RPI rating and No. 28 in the collegerpi.com rankings.

This season's rankings are the first for the Hokies since Feb. 25, 2002 after being ranked in the coaches poll for seven consecutive weeks and in the Associated Press poll for six straight weeks.

The Hokies dropped out of both national polls in 2002 on Feb. 25 after being ranked in the coaches poll for seven consecutive weeks and in the AP poll for six straight weeks. Tech received votes in both final polls.

Under Coach Bonnie Henrickson, the Hokies were ranked 20-straight weeks in the nation's Top 25 in both polls, dating from Dec. 7, 1998 to Dec. 20, 1999. Tech received votes several weeks after they dropped out but never broke the Top 25 the remainder of 1999-00 season. Since Henrickson became the head coach in 1997, the Hokies were ranked for the first time in the 1998-99 preseason poll, ranking 22nd in Street & Smith's preseason publication. The Hokies also received votes in The Associated Press and the *USA Today*/ESPN polls throughout that season until reaching Tech continued to receive votes until reaching Top 25 status in both polls at No. 22. The Hokies remained in both polls the entire season, reaching as high as No. 9 in the Associated Press Poll and No. 11 in the *USA Today*/ESPN Coaches Poll on February 15. Tech was also ranked for several weeks during the 2001-02 campaign.

Tech received its first-ever ranking on January 17, 1995, when the Hokies entered the *USA Today*/CNN/Coaches Poll at No. 24. The Hokies were ranked 23rd the following week and entered The Associated Press poll at No. 25. Tech fell out of the rankings the next week for the remainder of the year.



**Coach Bonnie Henrickson**

## USA Today/ESPN/WBCA POLL

(Final Regular Season through Mar. 13)

School	Record	Points	Previous
1. Duke (38)	27-3	998	1
2. Purdue	27-3	925	4
3. Tennessee (1)	26-3	906	3
4. Texas	28-4	873	2
5. Louisiana Tech (1)	27-2	834	6
<b>6. Connecticut</b>	<b>25-4</b>	<b>827</b>	<b>5</b>
7. Penn State	25-5	767	7
8. Stanford	24-6	665	10
9. Kansas State	24-5	648	8
10. Houston	27-3	600	12
11. North Carolina	24-6	561	11
12. Texas Tech	24-7	559	9
13. Oklahoma	23-8	444	20
14. Vanderbilt	24-7	422	18
15. Georgia	22-9	416	14
16. Colorado	22-7	409	13
17. Baylor	24-8	400	15
<b>18. Boston College</b>	<b>25-6</b>	<b>380</b>	<b>19</b>
19. LSU	23-7	284	16
20. TCU	24-6	265	17
21. Auburn	21-8	149	22
22. Minnesota	21-8	119	21
<b>23. Miami</b>	<b>22-6</b>	<b>80</b>	<b>24</b>
24. Michigan State	21-8	72	25
25. DePaul	22-6	68	23

Others Receiving Votes - Chattanooga 57, Ohio State 52, Southwest Missouri State 49, Arizona 39, Montana 29, **Rutgers 16**, **Virginia Tech 14**, Villanova 12, Liberty 11, **Old Dominion 9**, Florida 8, Loyola Marymount 6, **Notre Dame 6**, Utah 6, Middle Tennessee 5, UCLA 5, **West Virginia 3**, Austin Peay 2.

## ASSOCIATED PRESS POLL

(Final Regular Season through Mar. 13)

School	Record	Points	Previous
1. Duke (43)	27-3	1,168	1
2. Tennessee (1)	26-3	1,178	5
3. Purdue	27-3	1,052	6
4. Texas	28-4	1,010	2
5. Penn State	25-5	1,001	4
<b>6. Connecticut</b>	<b>25-4</b>	<b>989</b>	<b>3</b>
7. Louisiana Tech (2)	27-2	878	7
8. Kansas State	24-5	769	8
9. Houston	27-3	737	11
10. Stanford	24-6	681	12
11. Oklahoma	23-8	649	19
12. North Carolina	24-6	628	9
13. Vanderbilt	24-7	584	15
14. Texas Tech	24-7	554	10
15. Baylor	24-8	502	14
16. Georgia	22-9	447	16
17. Colorado	22-7	422	13
<b>18. Boston College</b>	<b>25-6</b>	<b>415</b>	<b>23</b>
19. LSU	23-7	380	17
20. TCU	24-6	311	18
21. Ohio State	20-9	233	20
22. Auburn	21-8	154	21
23. Michigan State	21-8	114	24
24. Minnesota	21-8	110	22
<b>25. Villanova</b>	<b>22-6</b>	<b>74</b>	<b>25</b>

Others Receiving Votes - Arizona 72, **Miami 39**, DePaul 32, Florida 32, **Old Dominion 26**, **Rutgers 22**, Southwest Missouri State 22, Chattanooga 20, Montana 19, Santa Barbara 18, New Mexico 11, **West Virginia 5**, George Washington 4, Loyola Marymount 4, Utah 4, **Notre Dame 2**, Temple 2, Marquette 1.

2003-04 Virginia Tech opponents in **bold**.

**KUBLINA, GIBSON, MASON CLIMBING THE CHARTS**

Senior Ieva Kublina continues her assault on the Virginia Tech Top 10 career lists in several categories while junior Erin Gibson and sophomore Carrie Mason are ready to move into the Top 10.

**Points (Career)**

1.	1983-87	Renee Dennis, 115 games	1791
2.	97-01	Tere Williams, 118 games	1750
3.	00-	<b>Ieva Kublina, 124 games</b>	<b>1606</b>
4.	91-95	Jenny Root, 117 games	1582
5.	91-95	Christi Osborne, 117 games	1500
6.	96-01	Amy Wetzel, 129 games	1444
7.	99-03	Chrystal Starling, 121 games	1340
8.	86-90	Amy Byrne, 113 games	1291
9.	82-86	Susan Walvius, 105 games	1161
10.	81-85	Robin Lee, 112 games	1147
11.	95-99	Michelle Houseright, 115 games	1112
12.	97-02	Sarah Hicks, 119 games	1092
13.	82-86	Angie Kelly, 104 games	1092
14.	94-99	Michelle Bain, 110 games	1068
15.	89-93	Lisa Griffith, 102 games	1033

**Field Goals Made (Career)**

1.	1997-01	Tere Williams, 119 games	694
2.	83-87	Jeni Garber, 115 games	680
3.	91-95	Jenny Root, 117 games	626
4.	00-	<b>Ieva Kublina, 124 games</b>	<b>598</b>
5.	91-95	Christi Osborne, 117 games	581
6.	82-86	Susan Walvius, 105 games	505
7.	86-90	Amy Byrne, 113 games	479
8.	99-03	Chrystal Starling, 121 games	462
9.	82-86	Angie Kelly, 104 games	451
10.	84-88	Michelle Bain, 110 games	447

**Three-Point Field Goals Made (Career)**

1.	1997-02	Sarah Hicks, 119 games	157
2.	88-91	Jeni Garber, 56 games	127
3.	02-	<b>Carrie Mason, 61 games</b>	<b>87</b>
4.	87-92	Dayna Sonovick, 85 games	84
5.	00-	<b>Ieva Kublina, 124 games</b>	<b>72</b>
6.	91-95	Christi Osborne, 117 games	71
7.	96-01	Amy Wetzel, 129 games	67
8.	99-03	Chrystal Starling, 121 games	65
9.	94-98	Renee Maitland, 99 games	64
	89-93	Lisa Griffith, 102 games	64

**Free Throws Made (Career)**

1.	1996-01	Amy Wetzel, 129 games	489
2.	83-87	Renee Dennis, 115 games	431
3.	97-01	Tere Williams, 118 games	361
4.	99-03	Chrystal Starling, 121 games	351
5.	00-	<b>Ieva Kublina, 124 games</b>	<b>338</b>
6.	86-90	Amy Byrne, 113 games	333
7.	91-95	Jenny Root, 117 games	329
8.	81-85	Robin Lee, 112 games	289
9.	86-90	Missy Sallade, 108 games	270
10.	91-95	Christi Osborne, 117 games	267

**Blocked Shots (Career)**

1.	00-	<b>Ieva Kublina, 124 games</b>	<b>251</b>
2.	1982-86	Susan Walvius, 105 games	204
3.	91-95	Jenny Root, 117 games	133
4.	84-88	Michelle Bain, 110 games	109
5.	96-00	Kim Seaver, 85 games	106
6.	79-81	Julie Williams, 82 games	82
7.	89-93	Lisa Griffith, 102 games	77
8.	01-	<b>Erin Gibson, 90 games</b>	<b>75</b>
9.	86-90	Missy Sallade, 108 games	71
10.	00-01	Tere Williams, 118 games	67

**Rebounds (Career)**

1.	1997-01	Tere Williams, 118 games	853
2.	00-	<b>Ieva Kublina, 124 games</b>	<b>832</b>
3.	91-95	Jenny Root, 117 games	815
4.	83-87	Renee Dennis, 115 games	792
5.	79-83	Tammie Edwards, 107 games	748
6.	82-86	Susan Walvius, 105 games	644
7.	84-88	Michelle Bain, 110 games	619
8.	86-90	Amy Byrne, 113 games	618
9.	86-90	Missy Sallade, 108 games	610
10.	95-99	Michelle Houseright, 115 games	609

**CAREER DOUBLE-DOUBLES**

(current players only)

**Ieva Kublina (19)**

1/31/04	at Syracuse	23 points, 10 rebounds
1/2/04	vs. Liberty	13 points, 10 rebounds
12/13/03	vs. Maryland	14 points, 10 rebounds
3/9/03	vs. Boston College	20 points, 11 rebounds
2/22/03	vs. Villanova	23 points, 17 rebounds
1/18/03	at West Virginia	18 points, 12 rebounds
1/15/03	Pittsburgh	16 points, 16 rebounds
12/21/02	at Old Dominion	13 points, 12 rebounds
2/26/02	vs. Rutgers	26 points, 11 rebounds
2/20/02	at Miami	29 points, 16 rebounds
1/29/02	vs. Connecticut	17 points, 11 rebounds
1/9/02	vs. Boston College	19 points, 11 rebounds
1/5/02	Syracuse	24 points, 10 rebounds
1/3/02	vs. Clemson	17 points, 10 rebounds
12/12/01	at Radford	22 points, 10 rebounds
12/5/01	at Pittsburgh	16 points, 10 rebounds
11/25/01	at Louisiana State	15 points, 12 rebounds
2/21/01	vs. Providence	18 points, 11 rebounds
2/14/01	at West Virginia	11 points, 11 rebounds

**Erin Gibson (11)**

12/29/03	vs. Wake Forest	13 points, 10 rebounds
12/28/03	vs. Furman	14 points, 16 rebounds
12/21/03	at James Madison	15 points, 12 rebounds
12/7/03	at Alabama	13 points, 12 rebounds
11/21/03	vs. Miami (Ohio)	14 points, 10 rebounds
1/22/03	vs. Rutgers	13 points, 10 rebounds
1/18/03	at West Virginia	13 points, 13 rebounds
12/29/02	vs. Duquesne	14 points, 10 rebounds
12/7/02	vs. James Madison	22 points, 13 rebounds
2/13/02	at Providence	15 points, 10 rebounds
1/12/02	at Georgetown	18 points, 14 rebounds

**Kerri Gardin (4)**

3/6/04	vs. Georgetown	14 points, 16 rebounds
2/18/04	at Seton Hall	11 points, 12 rebounds
2/14/04	vs. Miami	13 points, 14 rebounds
12/29/03	vs. Wake Forest	13 points, 13 rebounds

**Dawn Chriss (1)**

1/2/04	vs. Liberty	15 points, 12 rebounds
--------	-------------	------------------------

**2003-04 SEASON DOUBLE-DOUBLES****Erin Gibson (5)**

12/29/03	vs. Wake Forest	13 points, 10 rebounds
12/28/03	vs. Furman	14 points, 16 rebounds
12/21/03	at James Madison	15 points, 12 rebounds
12/7/03	at Alabama	13 points, 12 rebounds
11/21/03	vs. Miami (Ohio)	14 points, 10 rebounds

**Ieva Kublina (3)**

1/31/04	at Syracuse	23 points, 10 rebounds
1/2/04	vs. Liberty	13 points, 10 rebounds
12/13/03	vs. Maryland	14 points, 10 rebounds

**Kerri Gardin (4)**

3/6/04	vs. Georgetown	14 points, 16 rebounds
2/18/04	at Seton Hall	11 points, 12 rebounds
2/14/04	vs. Miami	13 points, 14 rebounds
12/29/03	vs. Wake Forest	13 points, 13 rebounds

**Dawn Chriss (1)**

1/2/04	vs. Liberty	15 points, 12 rebounds
--------	-------------	------------------------

**DROP AND GIVE ME TWENTY**

The Hokies had three players break the 20-point mark in the 79-72 win over Old Dominion led by Ieva Kublina and Dawn Chriss with 21 points and Erin Gibson with 20. The game marked only the sixth time Tech has had three players tally 20+ points in a game. The last occurrence was on Jan. 24, 1999 at home versus Temple when Michelle Houseright had 24 followed by Tere Williams (23) and Amy Wetzel (20).





(Through Games of Friday, Mar. 19)

**League Games**

	W	L	Pct.	H	A
Connecticut	14	2	.875	8-0	6-2
Notre Dame	12	4	.750	8-0	4-4
Villanova	12	4	.750	8-0	4-4
Miami	11	5	.688	6-2	5-3
Boston College	11	5	.688	6-2	5-3
West Virginia	10	6	.625	6-2	4-4
Rutgers	10	6	.625	7-1	3-5
Virginia Tech	10	6	.625	6-2	4-4
Georgetown	7	9	.438	5-3	2-6
Seton Hall	6	10	.375	4-4	2-6
St. John's	4	12	.250	2-6	1-7
Syracuse	3	13	.188	1-7	2-6
Pittsburgh	2	14	.125	1-7	1-7
Providence	0	16	.000	0-8	0-8

**All Games**

	W	L	Pct.	H	A	N
	25	4	.862	15-2	10-2	0-0
	19	10	.655	13-0	5-9	1-1
	22	6	.786	12-0	8-4	2-2
	22	6	.786	12-2	7-3	3-1
	25	6	.807	11-2	9-4	5-0
	21	10	.677	10-2	6-6	5-2
	21	11	.656	14-1	4-9	3-1
	22	7	.759	12-2	7-5	3-0
	13	15	.464	7-6	6-7	0-2
	14	14	.500	9-4	4-6	1-4
	10	18	.357	5-8	3-9	2-1
	6	21	.222	2-8	3-11	1-2
	6	20	.231	3-12	3-8	0-0
	4	23	.148	2-11	1-10	1-2

**Results**

**Sat., Mar. 6 - Tue., Mar. 9**  
**BIG EAST Championship @ Hartford, Conn.**

**First Round - Saturday, March**  
 (5) Boston College 64, (12) Syracuse 36  
 (8) Virginia Tech 56, (9) Georgetown 47  
 (7) Rutgers 51, (10) Seton Hall 42  
 (6) West Virginia 84, (11) St. John's 59

**Quarterfinals - Sunday, March 7**  
 (5) Boston College 65, (4) Miami 53  
 (1) Connecticut 48, (8) Virginia Tech 34  
 (7) Rutgers 51, (2) Notre Dame 45  
 (6) West Virginia 58, (3) Villanova 47

**Semifinals - Monday, March 8**  
 (5) Boston College 73, (1) Connecticut 70  
 (7) Rutgers 61, (6) West Virginia 51

**Championship Tuesday, March 9**  
 (5) Boston College 75, (7) Rutgers 57

**Upcoming Games**

**NCAA East Region**

**Sunday, March 21 @ Blacksburg, Va.**  
 (8) Virginia Tech vs. (9) Iowa Noon  
**Sunday, March 21 @ Notre Dame, Ind.**  
 (5) Notre Dame vs. (12) SMS 2:30 p.m.  
**Sunday, March 21 @ Bridgeport, Conn.**  
 (2) Connecticut vs. (15) Penn 9:30 p.m.

**NCAA Midwest Region**

**Saturday, March 20 @ Columbus, Ohio**  
 (11) West Va. vs. (6) Ohio State 11 a.m.  
 (3) Boston Col. vs. (14) E. Mich. 1:30 p.m.

**NCAA West Region**

**Saturday, March 20 @ Chattanooga, Tenn.**  
 (7) Rutgers vs. (10) Chattanooga 11 a.m.

**NCAA East Region**

**Sunday, March 21 @ Baton Rouge, La.**  
 (5) Miami vs. (12) Maryland 6 p.m.  
**Sunday, March 20 @ Ames, Iowa**  
 (7) Villanova vs. (10) Mississippi 6 p.m.

**Coaches' Preseason Poll**

	<u>School</u>	<u>Points</u>
1.	Connecticut (13)	169
2.	Rutgers (1)	156
3.	Notre Dame	139
4.	Virginia Tech	124
5.	Boston College	120
6.	Miami	115
7.	Villanova	103
8.	West Virginia	80
9.	Georgetown	66
10.	Seton Hall	65
11.	Syracuse	61
12.	Pittsburgh	30
13.	St. John's	28
14.	Providence	18

**2003-2004 MISCELLANEOUS STATS**  
**VIRGINIA TECH'S RECORD WHEN:**

The starting lineup is:

Kublina, Chriss, Gardin, Gibson, Mason	20-7
Kublina, Chriss, Anderson, Gibson, Mason	1-0
Kublina, Chriss, Mason, Fowler, Simmons	1-0

Virginia Tech controls the tip	16-5
Opponent controls the tip	6-2
At home	12-2
On the road	7-5
At a neutral site	3-0
Playing a team with a .500+ record	10-6
Playing a team with a .500 record	4-1
Playing a team with a below .500 record	8-0
Leading at the half	17-2
Opponent leads at the half	5-5
There is a tie at the half	0-0
Leading with five minutes left	21-1
Opponent leads with five minutes left	0-6
There is a tie with five minutes left	1-0
Leading with one minute left	22-0
Opponent leads with one minute left	0-6
There is a tie with one minute left	0-1
Outrebounding opponent	16-2
Opponent outrebounds Virginia Tech	6-5
The the teams have the same amount rebounds	0-0
Shooting 50% or better from floor	4-0
Shooting less than 50% from floor	18-7
Having more field goal attempts than opponent	8-2
Opponent has more field goal attempts	13-5
The teams have the same amount of field goal attempts	1-0
Having more three-point attempts than opponent	6-3
Opponent has more three-point attempts	14-4
The teams have the same amount of three-point attempts	2-0
Having more free throw attempts than opponent	20-3
Opponent has more free throw attempts	2-4
The teams have the same amount of free throw attempts	0-0
Opponent shoots 50% or better from floor	1-1
Opponent shoots less than 50% from floor	21-6
Having more turnovers than opponent	7-4
Opponent has more turnovers than Virginia Tech	14-2
Turnovers are the same	1-1
Blocking more shots than opponent	13-2
Opponent blocks more shots	6-3
Blocks are the same	3-2
Having more steals	12-2
Opponent has more steals	8-5
Steals are the same	2-0
The bench outscores the opponent's bench	9-2
Opponent's bench outscores Virginia Tech	13-5
Both benches score the same	0-0
Scoring under 60 points	3-6
Scoring 60-69 points	11-1
Scoring 70-79 points	5-0
Scoring 80-89 points	3-0
Scoring 90-99 points	0-0
Opponent scores under 60 points	16-3
Opponent scores 60-69 points	4-3
Opponent scores 70-79 points	2-1
Opponent scores 80-89 points	0-0
Opponent scores 90-99 points	0-0
Playing in November	4-0
Playing in December	6-0
Playing in January	6-4
Playing in February	4-2
Playing in March	2-1
Playing on Monday	1-0
Playing on Tuesday	2-2
Playing on Wednesday	4-1
Playing on Thursday	0-0
Playing on Friday	3-0
Playing on Saturday	7-3
Playing on Sunday	5-1
Wearing maroon uniforms	8-4
Wearing orange uniforms	0-1
Wearing white uniforms	14-2



# Bonnie HENRICKSON

Bonnie Henrickson is no stranger to success, and she continues to establish herself as one of the nation's brightest young coaches.

In her seventh year as the head mentor at Virginia Tech, Henrickson has led the Hokies to a 157-61 record, five trips to the NCAA Tournament and two WNIT appearances.

Henrickson's 2003-04 team became the 10th 20-plus win team in Hokie history and her seventh straight as the Virginia Tech head coach.

Henrickson may have given her best performance as a head coach last season, leading the Hokies to a 22-10 overall record. The Hokies posted a 10-6 record in the BIG EAST and advanced to the conference tournament semifinals. Tech was selected to the NCAA Tournament and advanced to the second round.

In July 2000, she was the head coach of the women's USA Basketball R. William Jones Cup team that traveled to Taiwan for the Jones Cup competition. This appointment marked her second stint working with a USA Basketball team, but first as the head coach.

In 1999, after losing one of the best senior classes to graduation and battling injuries all year long, Henrickson did an outstanding job keeping the squad together and focused on its goals. Her squad advanced to the second round of the WNIT with a 20-11 record overall, marking the third-straight winning season in as many years, third trip to postseason play and third 20-win season for Tech.

Her 1998-99 Hokies posted a school-best 28-3 record, including a trip to the NCAA Sweet 16. For her efforts, Henrickson was singled out as Atlantic 10 Coach of the Year after the Hokies finished 15-1 in conference play. She also was a finalist for national coach of the year honors. She was selected

to be an assistant coach on Team USA that won the silver medal in Spain in the summer of 1999, competing in the World University games.

Entering the Tech position in 1997-98 with 10 years of collegiate coaching experience, Henrickson led the Hokies to a 22-10 mark, the second round of the NAAs and the biggest turnaround in school history.

Her first season in Blacksburg also brought the school's first Atlantic 10 Championship, its 300th win and two All-Americans. Henrickson's success didn't just begin with the 1997-98 season. Her previous four years as an assistant coach produced four trips to the NCAA Tournament and four conference titles — two each with Tech and the University of Iowa.

Henrickson's stint at Iowa also produced a Sweet 16 appearance by the Hawkeyes in 1996 and two Big 10 Conference Championships. In her two years, Iowa was a combined 45-14, 27-4 in 1996 and 18-10 in 1997. Her final contribution to Iowa before leaving for Tech was the signing of a recruiting class that ranked 18th in the nation.

Prior to taking the Iowa position, Henrickson helped the Hokies enjoy their greatest success to that point in her seven years as Carol Alfano's top assistant. Tech registered three consecutive 20-win seasons from 1993-95 and earned the school's first NCAA appearances in 1994 and 1995 while Henrickson served as associate head coach.

While she served as Tech's recruiting coordinator during her stay in Blacksburg, Henrickson was credited with signing some of the Hokies' biggest stars. Included in her list of impressive signees are former Hokies Christi Osborne and Jenny Root. Osborne was a three-time GTE Academic All-American while Root finished her career as the Hokies' all-time leading

rebounder and earned Kodak Honorable Mention All-America honors. Root also was tabbed 1995 Metro Conference Player of the Year.

Henrickson recruited All-American Lisa Witherspoon as well as such career statistical leaders as Michelle Houseright and Katie O'Connor. She was also the first Tech coach to evaluate former standout Tere Williams.

Henrickson, a Willmar, Minn., native, graduated from St. Cloud State University in 1986. As a player, she helped SCSU win three Northern Sun Conference championships and advance to three NCAA Division II quarterfinals.

In her four years as a player, Henrickson helped SCSU compile a 97-25 overall record including a 31-4 mark in her sophomore season. She still ranks among the school leaders in points (4th - 1,731), rebounds (3rd - 995), free throws (1st - 507) and free throw percentage (4th - .790). She also was named to the all-conference team three times. Henrickson served as team captain as a junior and senior.

She later earned her master's in physical education from Western Illinois University in 1988 while serving as a graduate assistant coach with the women's basketball team.

## BONNIE'S FILE

### Education

**St. Cloud State** (St. Cloud, Minn.) **1981-86**  
B.S. Physical Education

### Playing Career

**St. Cloud State** **1981-85**  
All-conference selection three times  
St. Cloud State Hall of Fame (inducted 1996)

### Coaching Career

**St. Cloud State** **Student Assistant** **1985-86**

**Western Illinois** **Graduate Assistant** **1986-88**  
M.S. Physical Education

**Virginia Tech** **Assistant Coach** **1988-93**  
**Associate Head Coach** **1993-95**  
Metro Conference tournament title 1993-94  
NCAA first round 1993-94  
Metro Conference regular season title 1994-95  
NCAA second round 1994-95

**Iowa** **Assistant Coach** **1995-97**  
Big 10 Conference regular season title 1995-96  
NCAA Sweet 16 1995-96  
Big 10 Conference tournament title 1996-97  
NCAA second round 1996-97

**Virginia Tech** **Head Coach** **1997-**  
Atlantic 10 Tournament title 1997-98  
NCAA second round 1997-98  
Atlantic 10 regular-season title 1998-99  
Atlantic 10 Coach of the Year 1998-99  
NCAA "Sweet 16" 1998-99  
WNIT "Sweet 16" 1999-00  
NCAA second round 2000-01  
WNIT Semifinals 2001-02  
NCAA second round 2002-03  
NCAA Tournament 2003-04



# 2003-2004 Virginia Tech Women's Basketball

## ALPHABETICAL LISTING

No.	Name	Pos.	Hgt.	Yr.	Hometown (High School or College)
25	Britney Anderson	G/F	6-0	Fr.	Blacksburg, Va. (Blacksburg HS)
23	Dawn Chriss	G	6-1	So.	Hilcrest Heights, Md. (St. John's Col. HS)
5	Kirby Copeland	G	5-10	Fr.	Morrow, Ga. (Morrow HS)
11	Nare Diawara	C	6-6	Fr.	Bamako, Mali (Cheshire Academy)
45	Megan Finnerty	C	6-3	So.	Atlanta, Ga. (Pius X HS)
21	Brandy Fowler	F/C	6-1	Sr.	Cary, N.C. (Louisburg College)
32	Kerri Gardin	F	6-1	So.	Morganton, N.C. (Freedom HS)
54	Erin Gibson	F/C	6-2	Jr.	Galax, Va. (Carroll County HS)
14	Ieva Kublina	F/C	6-4	Sr.	Riga, Latvia (Trinity Episcopal HS)
24	Carrie Mason	G	5-7	So.	Seneca, Pa. (Cranberry HS)
10	Fran Recchia	G	5-7	r-So.	Flower Mound, Texas (Marcus HS)
42	Davina Simmons	C	6-0	Sr.	Winston-Salem, N.C. (N. Forsyth HS)

## THE STAFF

**Head Coach:** Bonnie Henrickson  
**Assistants:** Karen Lange  
 Katie O'Connor, Kelly Kramer  
**Dir. of Basketball Operations:**  
 Trena Anderson  
**Athletic Trainer:** Megan Rittler  
**Managers:** Stefany Bennett, Kelli Day, Lindsay Nelson, LaShawn Weston

## NUMERICAL LISTING

No.	Name	Pos.	Hgt.	Yr.	Hometown (High School or College)
5	Kirby Copeland	G	5-10	Fr.	Morrow, Ga. (Morrow HS)
10	Fran Recchia	G	5-7	r-So.	Flower Mound, Texas (Marcus)
11	Nare Diawara	C	6-6	Fr.	Bamako, Mali (Cheshire Academy)
14	Ieva Kublina	F/C	6-4	Sr.	Riga, Latvia (Trinity Episcopal)
21	Brandy Fowler	F/C	6-1	Sr.	Cary, N.C. (Louisburg College)
23	Dawn Chriss	G	6-1	So.	Hilcrest Heights, Md. (St. John's Col. HS)
24	Carrie Mason	G	5-7	So.	Seneca, Pa. (Cranberry)
25	Britney Anderson	G/F	6-0	Fr.	Blacksburg, Va. (Blacksburg HS)
32	Kerri Gardin	F	6-1	So.	Morganton, N.C. (Freedom)
42	Davina Simmons	C	6-0	Sr.	Winston-Salem, N.C. (N. Forsyth)
45	Megan Finnerty	C	6-3	So.	Atlanta, Ga. (Pius X)
54	Erin Gibson	F/C	6-2	Jr.	Galax, Va. (Carroll County)

## PRONUNCIATION GUIDE

Nare	Nah-ree
Diawara	Jah-wah-rah
Davina	DAH-vee-nah
Ieva	E-ev-ah
Kublina	KOO-blee-nah
Megan	May-gan
Gardin	Garden
Recchia	Rake-ee-ah

## THE RITTLER INJURY REPORT

Trainer Megan Rittler provides the following injury update as of Tuesday, Mar. 16 for the Iowa game: Kirby Copeland is suffering from inflammation in both knees, Brandi Fowler has lateral pain in her left knee and Davina Simmons' continues to battle a season-long chronic right knee injury. All players will be available for the Iowa game.

## HOKIES HISTORY

With last season's 22-10 record, Virginia Tech posted the school's 15th winning season in 27 years of varsity competition. Last season's mark was the Hokies' sixth straight and ninth 20-plus win season in the past 11 years. The Hokies also have 10 losing seasons to date and two .500 seasons. The 1983-84 and 1989-90 teams finished 15-15 and 14-14, respectively. Tech's best season was the 28-3 mark in 1999, while the Hokies' most losses in a season were the 21 defeats in 1996-97.

## QUICK OUT OF THE STARTING GATE

Virginia Tech's 12-0 start this year marked only the second time in the program's history to open the season with 12 straight victories. The 1998-99 team opened the season 18-0 en route to a 28-3 campaign and an NCAA "Sweet Sixteen" appearance.

## HOKIES JAMMIN' IN PARADISE

Members of the Virginia Tech basketball team thoroughly enjoyed the Thanksgiving Holiday trip to St. Thomas, U.S. Virgin Islands with sight-seeing, snorkeling, riding jet skis, sun bathing and, most importantly, winning the championship of the University of the Virgin Islands Paradise Jam tournament. Tech defeated Iowa State, 67-57, in the opener with five players in double figures then knocked off Mississippi State 63-56 in the title game behind 24 points from tournament MVP Carrie Mason. Ieva Kublina also was named to the All-tournament team.

## ACROSS THE STATE

Under Coach Bonnie Henrickson, the Hokies have posted a 30-5 overall record against teams that hail from the state of Virginia, 18-0 at home and 12-5 on the road. Since the 1976-77 season, Virginia Tech has posted a 113-88 record overall vs. in-state foes, 65-25 at home, 46-49 on the road and 2-14 in neutral site games. Tech has completed the regular season schedule against Virginia opponents.

## IT'S ALL ACADEMIC

Erin Gibson, a junior from Galax, Va., and Ieva Kublina, a senior from Riga, Latvia have been named to the 2004 Academic All-America District III Women's Basketball University Division Second team. The team was selected by voting members of CoSIDA, the College Sports Information Directors of America.

To qualify for the honor, a student-athlete must be of a least sophomore standing, have been enrolled at their current school for a least one year, have a minimum 3.2 grade point average, and be a starter or significant reserve on their team. District III is comprised of schools in Florida, Georgia, North Carolina, South Carolina and Virginia.

"Competing in the classroom and on the court is what Erin and Ieva have done throughout their careers," said Virginia Tech head coach Bonnie Henrickson. "I am proud and excited for both these young ladies to be recognized and rewarded for their efforts."

Gibson, a Human Foods, Nutrition and Exercise major, achieved a 3.52 grade point average and has been named to the Dean's List three times and to the Athletic Director's Honor Roll five times. She was named to the 2002-03 BIG EAST Academic All-Star team.

Kublina, a human services major, has a 3.22 grade point average and has been named to the Dean's List twice and to the Athletic Director's Honor Roll on six occasions.

## Updated Player Career and Season Statistics



# #14 Ieva Kublina

## 6-4, Senior, Forward/Center

### Riga, Latvia

Selected to the 2003-04 All-BIG EAST Second Team ... Named to the 2004 Academic All-America District III University Division Second Team ... On the preseason watch list for the Wade Trophy, given to the national player of the year ... All-BIG EAST

First-Team selection ... Selected to BIG EAST All-Tournament team ... Named BIG EAST Player of the Week four times in her career ... Selected to the 2003-04 Preseason All-BIG EAST Conference First Team ... Voted 2001-02 BIG EAST Conference Most Improved Player ... Named to the 2002 WNIT All-Tournament Team ... Leads the team in scoring and blocked shots ... First in BIG EAST in blocks ... Scored in double figures 83 times with 19 career double-doubles ... Has scored 20+ points 19 times ... Blocked three or more shots 44 times in her career ... Named to 2002 Lady Luck Classic All-Tournament team ... Named to the 2003 Paradise Jam All-tournament team ... Selected as Most Valuable Player of the 2003 Lady Luck Classic ... Tech's career blocks leader (251) ... Has 1,606 career points which ranks third on the school career list ... Has started 93 consecutive games which is the second longest active streak in the BIG EAST and ninth longest in the nation ... Second on career rebounds list (832) and needs 22 boards to become the all-time leader.

**2003-04 Notes:** Led the team with 18 points in exhibition win over WBC Ilirija ... Had eight rebounds, four blocks and three assists in exhibition win ... Scored 16 points with seven rebounds and five blocks against Miami of Ohio (11/21/03) ... Had seven points and ten rebounds at Virginia (11/23/03) ... Scored 12 points with eight rebounds and three blocks against Iowa State in the first round of the Paradise Jam (11/28/03) ... Had 17 points, five boards and three blocks vs. Mississippi State in the Paradise Jam championship game (11/29/03) ... Had 21 points, eight rebounds, three blocks and three assists against Old Dominion (12/3/03) ...

Scored 13 points with six rebounds, two assists and one block at Alabama (12/7/03) ... Had a double-double with 14 points and 10 rebounds against Maryland (12/13/03) ... Limited to eight points and seven rebounds at James Madison (12/21/03) ... Scored 25 points with six rebounds, two blocks and two assists against Furman (12/28/03) ... Named Lady Luck Classic MVP after scoring 15 points with five rebounds and three blocks against Wake Forest in the championship game (12/29/03) ... Had a double-double with 13 points and 10 rebounds to go along with three blocks versus Liberty (1/2/04) ... Scored six points with four rebounds and one block in 20 minutes against Providence (1/4/03) ... Limited to six points and six rebounds at Rutgers (1/7/04) ... Had three points with nine rebounds and two blocks at Notre Dame (1/10/04) ... Scored 11 points with nine rebounds and a block against #19 Villanova (1/14/04) ... Had 18 points at Georgetown (1/17/04) ... Registered ten points with eight rebounds and six blocks at Pittsburgh (1/21/04) ... Led team with 17 points against #24 Boston College (1/24/04) ... Scored 19 points with three blocks against #4 Connecticut (1/27/04) ... Had 23 points, 10 rebounds and five blocks at Syracuse (1/31/04) ... Tallied 23 points with six rebounds versus Seton Hall (2/3/04) ... Had 16 points and two blocks at West Virginia (2/10/04) ... Scored 11 points versus #23 Miami (2/14/04) ... Tallied 10 points with five rebounds and five blocks at Seton Hall (2/18/04) ... Led team with 19 points at Providence (2/21/04) ... Had 10 points, nine rebounds and seven blocks against Pittsburgh (2/28/04) ... Scored five points with seven rebounds and four blocks versus St. John's (3/2/04) ... Had nine points, six rebounds and three blocks against Georgetown in the First Round of the BIG EAST Tournament (3/6/04) ... Scored eight points with five rebounds and one block versus Connecticut in the BIG EAST Quarterfinal (3/7/04).

### Ieva's Career Highs

Points ..... 32 vs. Houston, 3/23/02  
 FG Attempted ..... 23 vs. Houston, 3/23/02  
 FG Made ..... 11 vs. Seton Hall, 2/17/02  
 3PT FG Attempted ..... 6 vs. Houston, 3/23/02  
 3PT FG Made ..... 4 at Seton Hall, 2/4/03  
 FT Attempted ..... 12 (two times)  
 FT Made ..... 11 vs. Notre Dame, 2/10/03  
 Rebounds ..... 17 vs. Villanova, 2/22/03  
 Assists ..... 5 vs. Georgia Tech, 3/22/03  
 Blocks ..... 7 (three times)  
 Steals ..... 3 (four times)

### Ieva's Season Highs

Points ..... 25 vs. Furman, 12/28/03  
 FG Att. .... 19 vs. Miami, 2/14/04  
 FG Made ..... 9 (three times)  
 3PT FG Att. .... 5 (two times)  
 3PT FG Made ..... 2 (three times)  
 FT Attempted ..... 8 at West Virginia, 2/10/04  
 FT Made ..... 7 (two times)  
 Rebounds ..... 10 (four times)  
 Assists ..... 4 at Syracuse, 1/31/04  
 Blocks ..... 7 vs. Pittsburgh, 2/28/04  
 Steals ..... 3 vs. Liberty, 1/2/04

### 2003-04 Game-by-Game Statistics

Opponent	Date	GS	Min	FG	3FG	FT	O-D-R	PF	A	TO	Blk	Stl	Pts
MIAMI (Ohio)	11/21/03	*	24	6-13	1-3	3-3	3-4-7	4	0	0	5	2	16
at #24 Virginia	11/23/03	*	26	2-11	0-5	3-3	3-7-10	4	1	1	0	1	7
vs. Iowa State	11/28/03	*	33	5-13	2-4	0-0	4-4-8	2	1	2	3	1	12
vs. Mississippi State	11/29/03	*	35	7-13	0-2	3-4	3-2-5	0	0	4	3	0	17
OLD DOMINION	12/3/03	*	35	7-10	1-1	6-7	2-6-8	3	3	3	0	0	21
at Alabama	12/7/03	*	31	5-13	1-4	2-2	0-6-6	3	2	2	1	0	13
MARYLAND	12/13/03	*	37	5-12	1-3	3-4	3-7-10	1	1	5	1	1	14
at James Madison	12/21/03	*	31	3-12	0-3	2-4	3-4-7	5	2	1	0	1	8
FURMAN	12/28/03	*	32	8-14	2-3	7-7	2-4-6	3	2	2	2	0	25
WAKE FOREST	12/29/03	*	32	4-13	0-2	7-7	1-4-5	3	0	2	3	0	15
LIBERTY	1/2/04	*	38	4-14	1-5	4-5	4-6-10	2	3	4	3	3	13
PROVIDENCE	1/4/04	*	20	3-7	0-1	0-0	1-3-4	1	1	0	1	1	6
at Rutgers	1/7/04	*	35	0-7	0-1	6-6	0-6-6	2	0	5	1	0	6
at Notre Dame	1/10/04	*	30	1-5	0-1	1-2	3-6-9	4	1	3	2	0	3
#19 VILLANOVA	1/14/04	*	30	3-8	1-2	4-5	2-7-9	0	1	1	1	0	11
at Georgetown	1/17/04	*	35	8-16	2-3	0-1	1-1-2	3	1	1	0	0	18
at Pittsburgh	1/21/04	*	35	5-10	0-2	0-0	5-3-8	1	1	5	6	1	10
#24 BOSTON COLLEGE	1/24/04	*	29	7-14	1-1	2-2	1-2-3	4	1	2	0	2	17
#4 CONNECTICUT	1/27/04	*	37	7-14	1-3	4-7	2-3-5	3	0	1	3	2	19
at Syracuse	1/31/04	*	38	9-16	0-2	5-7	6-4-10	1	4	3	5	0	23
SETON HALL	2/3/04	*	26	9-15	1-4	4-4	2-4-6	4	0	3	1	1	23
at West Virginia	2/10/04	*	25	5-10	0-2	6-8	3-3-6	3	0	2	2	0	16
#23 MIAMI	2/14/04	*	39	5-19	1-4	0-0	2-2-4	3	0	0	0	2	11
at Seton Hall	2/18/04	*	38	4-9	0-3	2-3	2-3-5	3	0	5	5	0	10
at Providence	2/21/04	*	25	9-18	0-2	1-1	1-4-5	3	0	1	2	0	19
PITTSBURGH	2/28/04	*	26	2-7	0-0	6-6	4-5-9	3	0	4	7	1	10
ST. JOHN'S	3/2/04	*	28	2-9	0-2	1-2	3-4-7	0	0	2	4	0	5
vs. Georgetown	3/6/04	*	39	3-14	0-1	3-3	3-3-6	2	0	1	3	1	9
at #4 Connecticut	3/7/04	*	37	2-8	0-3	4-4	1-4-5	3	0	4	1	0	8

### Kublina's Career Statistics

Year	G	GS	MP	FGM-Att	Pct.	3PTM-Att	Pct.	FTM-Att	Pct.	Reb.	Avg.	A	TO	Blk	ST	TP	Avg.
00-01	31	3	642	87-199	.437	13-38	.342	55-85	.647	154	5.0	15	46	35	11	242	7.8
01-02	32	32	976	198-419	.473	20-53	.377	82-107	.766	249	7.8	30	74	86	23	498	15.6
02-03	32	32	1046	173-383	.452	23-65	.354	112-140	.800	238	7.4	44	81	62	30	481	15.0
03-04	29	29	926	140-344	.407	16-72	.222	89-107	.832	191	6.6	25	69	68	20	385	13.3
Totals	124	96	3,590	598-1,345	.445	72-228	.316	338-439	.770	832	6.7	114	270	251	84	1,606	13.0



## Updated Player Career and Season Statistics



# #24 Carrie Mason

## 5-7, Sophomore, Guard

### Seneca, Pa.

Last season was named to the BIG EAST All-Rookie Team selection ... Named BIG EAST Conference Rookie of the Week (12/9/03) ... Can score off the dribble and pass ... Exceptional basketball IQ ... Leads team in minutes played and is second in scoring and assists ... Set school freshman record with 106 assists ... First on team in three-point field goals (45) ... Tied career-high with 24 points vs. Mississippi State in the Paradise Jam championship game (11/29/03) ... Hit game-winning shot in 2003 NCAA First Round victory over Georgia Tech ... Named to the 2002-03 BIG EAST Academic All-star team ... Selected as the Most Valuable Player of the 2003 Paradise Jam.

**2003-04 Notes:** Scored 14 points with four assists and four rebounds against WBC Ilirija ... Had 12 points in season-opener vs. Miami of Ohio (11/21/03) ... Scored 18 points, including three treys, in win at #24 Virginia (11/23/03) ... Had 11 points, five rebounds, four assists, three steals and two blocks against Iowa State (11/28/03) ... Tied career-high with 24 points, including three treys, with five rebounds, two steals and a block against Mississippi State (11/29/03) ... Scored nine points with six assists versus Old Dominion (12/03/03) ... Had nine points with five assists and two steals at Alabama (12/7/03) ... Led team with 16 points against Maryland (12/13/03) ... Had six points, five steals, three rebounds and two assists at James Madison (12/21/03) ... Scored 14 points with five assists and two steals against Furman (12/28/03) ... Had five points with two assists and two steals versus Wake Forest (12/29/03) ... Scored ten points, including two treys, with three steals and one block against Liberty (1/2/04) ... Had nine points, including three treys, versus Providence (1/4/04) ... Held scoreless at Rutgers (1/7/04) ... Had nine points, including three treys, with four rebounds, two assists and two steals at Notre Dame (1/10/04) ... Scored 11 points versus #19 Villanova (1/14/04) ... Had five points, four rebounds and three assists at Georgetown (1/17/04) ... Led team with 15 points, including three treys, eight rebounds and seven assists at Pittsburgh (1/21/04) ... Tallied 16 points, including two treys, with three assists and three steals against #24 Boston College (1/24/04) ... Scored 15 points versus #4 Connecticut (1/27/04) ... Had eight points, six rebounds and four steals at Syracuse (1/31/04) ... Had seven points versus Seton Hall (2/3/04) ... Led team with 17 points, including four treys, at West Virginia (2/10/04) ... Scored eight points versus #23 Miami (2/14/04) ... Had 10 points and six rebounds at Seton Hall (2/18/04) ... Scored 10 points at Providence (2/21/04) ... Led team with 14 points, including 6-6 from the field, against Pittsburgh (2/28/04) ... Had eight points, including two treys, against St. John's (3/2/04) ... Scored 14 points, including three treys, versus Georgetown in the First Round of the BIG EAST Championship (3/6/04) ... Led team with 13 points against #4 Connecticut in the BIG EAST Quarterfinal (3/7/04).

### Carrie's Career Highs

Points ..... 24 (two times)  
 FG Attempted ..... 15 at Virginia, 11/23/03  
 FG Made ..... 7 (two times)  
 3PT FG Attempted ..... 11 at West Virginia, 2/10/04  
 3PT FG Made ..... 4 (two times)  
 FT Attempted ..... 10 (two times)  
 FT Made ..... 9 (two times)  
 Rebounds ..... 8 at Pittsburgh, 1/21/04  
 Assists ..... 7 (two times)  
 Blocks ..... 2 (two times)  
 Steals ..... 5 at James Madison, 12/21/03

### Carrie's Season Highs

Points ..... 24 vs. Mississippi State, 11/29/03  
 FG Attempted ..... 15 at Virginia, 11/23/03  
 FG Made ..... 7 (two times)  
 3PT FG Attempted ..... 11 at West Virginia, 2/10/04  
 3PT FG Made ..... 4 at West Virginia, 2/10/04  
 FT Attempted ..... 7 vs. Mississippi State, 11/29/03  
 FT Made ..... 7 (two times)  
 Rebounds ..... 8 at Pittsburgh, 1/21/04  
 Assists ..... 7 at Pittsburgh, 1/21/04  
 Blocks ..... 2 vs. Iowa State, 11/28/03  
 Steals ..... 5 at James Madison, 12/21/03

### 2003-04 Game-by-Game Statistics

Opponent	Date	GS	Min	FG	3FG	FT	O-D-R	PF	A	TO	Blk	Stl	Pts
MIAMI (Ohio)	11/21/03	*	32	5-14	1-7	1-2	0-2-2	0	1	3	0	2	12
at #24 Virginia	11/23/03	*	39	7-15	3-5	1-3	1-1-2	1	3	3	0	4	18
vs. Iowa State	11/28/03	*	39	3-7	1-1	4-6	2-3-5	1	4	1	2	3	11
vs. Mississippi State	11/29/03	*	38	7-13	3-5	7-7	1-4-5	1	1	3	1	2	24
OLD DOMINION	12/3/03	*	40	4-10	0-1	1-2	0-1-1	1	6	2	0	0	9
at Alabama	12/7/03	*	38	2-6	0-3	5-5	0-3-3	2	5	1	0	2	9
MARYLAND	12/13/03	*	34	6-13	2-4	2-2	1-2-3	2	3	4	0	0	16
at James Madison	12/21/03	*	40	1-7	1-5	3-4	0-3-3	0	2	0	0	5	6
FURMAN	12/28/03	*	34	5-10	2-6	2-2	0-3-3	2	5	4	0	2	14
WAKE FOREST	12/29/03	*	40	2-8	1-4	0-1	0-1-1	1	2	4	0	2	5
LIBERTY	1/2/04	*	35	2-10	2-7	4-6	0-1-1	2	2	2	1	3	10
PROVIDENCE	1/4/04	*	19	3-8	3-5	0-0	0-1-1	0	4	2	0	1	9
at Rutgers	1/7/04	*	31	0-3	0-2	0-0	0-2-2	2	2	7	0	1	0
at Notre Dame	1/10/04	*	38	3-5	3-5	0-1	0-4-4	2	2	2	0	2	9
#19 VILLANOVA	1/14/04	*	35	5-6	1-1	0-0	1-4-5	0	1	4	0	0	11
at Georgetown	1/17/04	*	40	1-7	1-7	2-2	0-4-4	1	3	1	0	0	5
at Pittsburgh	1/21/04	*	38	5-7	3-4	2-2	0-8-8	1	7	5	0	3	15
#24 BOSTON COLLEGE	1/24/04	*	39	4-11	2-6	6-6	0-3-3	0	3	5	0	3	16
#4 CONNECTICUT	1/27/04	*	38	4-11	0-1	7-8	0-0-0	0	2	0	0	2	15
at Syracuse	1/31/04	*	37	2-3	0-1	4-4	0-6-6	3	1	3	0	4	8
SETON HALL	2/3/04	*	31	3-8	0-2	1-2	0-1-1	0	2	2	0	0	7
at West Virginia	2/10/04	*	40	5-14	4-11	3-5	0-4-4	2	2	4	0	2	17
#23 MIAMI	2/14/04	*	40	2-12	2-7	2-3	0-2-2	3	3	3	0	1	8
at Seton Hall	2/18/04	*	38	2-4	1-2	5-5	0-6-6	2	1	1	0	1	10
at Providence	2/21/04	*	28	4-6	0-2	2-2	0-1-1	1	3	0	0	2	10
PITTSBURGH	2/28/04	*	27	6-6	2-2	0-0	0-2-2	0	2	3	0	0	14
ST. JOHN'S	3/2/04	*	24	2-6	2-2	2-2	0-0-0	0	0	2	0	1	8
vs. Georgetown	3/6/04	*	40	4-12	3-8	3-3	0-5-5	1	2	6	0	4	14
at #4 Connecticut	3/7/04	*	39	4-11	2-5	3-5	0-1-1	1	1	0	0	1	13

### Mason's Statistics

Year	G	GS	MP	FGM-Att	Pct.	3PTM-Att	Pct.	FTM-Att	Pct.	Reb.	Avg.	A	TO	Blk	ST	TP	Avg.
02-03	32	30	1108	107-229	.467	42-103	.408	82-106	.774	108	3.4	106	101	4	26	338	10.6
03-04	29	29	1031	103-253	.407	45-121	.372	72-90	.800	84	2.9	75	77	4	53	323	11.1
Totals	61	59	2,139	210-483	.435	87-224	.388	154-196	.786	192	3.2	181	178	8	79	661	10.8

## Updated Player Career and Season Statistics



# #23 Dawn Chriss

## 6-1, Sophomore, Guard

### Hillcrest Heights, Md.

Can run the floor and will help on the defensive end of the floor ... Can attack the basket off the dribble ... Came on strong in the 2003 postseason to help team in BIG EAST Championship wins over West Virginia and Boston College ... Named to the 2002-03 BIG EAST Academic All-star team ... Second on the team in blocks and steals and third in scoring.

**2003-04 Notes:** Did not play in exhibition game ... Had 12 points with eight rebounds and two blocks against Miami of Ohio (11/21/03) ... Scored 11 points with six rebounds, two assists, two steals and one block at Virginia (11/23/03) ... Had 12 points and three steals vs. Iowa State (11/28/03) ... Recorded eight points, eight rebounds, four assists and two steals against Mississippi State in the Paradise Jam championship game (11/29/03) ... Tallied 21 points with seven rebounds two assists, two steals and one block versus Old Dominion (12/03/03) ... Scored 13 points and added three blocks, three steals, and two assists at Alabama (12/7/03) ... Had four points and four rebounds with two blocks versus Maryland (12/13/03) while battling stomach flu ... Tallied 14 points with nine rebounds and two blocks at James Madison (12/21/03) ... Had seven points versus Furman (12/28/03) ... Scored 17 points with eight rebounds, two blocks on one steal against Wake Forest (12/29/03) ... Had first career double-double with 15 points and a career-high 12 rebounds versus Liberty (1/2/04) ... Scored five points with three rebounds against Providence (1/4/04) ... Led team with 14 points at Rutgers (1/7/04) ... Had eight points at Notre Dame (1/10/04) ... Scored 12 points with five rebounds and four assists against #19 Villanova (1/14/04) ... Had 13 points, six rebounds, two assists two blocks, and two steals at Georgetown (1/17/04) ... Scored four points and was credited with one block at Pittsburgh (1/21/04) ... Had 14 points with four rebounds, two assists and two steals versus #24 Boston College (1/24/04) ... Scored five points with five rebounds against #4 Connecticut (1/27/04) ... Tallied 14 points at Syracuse (1/31/04) ... Had eight points with two assists, two steals and two blocks versus Seton Hall (2/3/04) ... Scored six points at West Virginia (2/10/04) ... Had eight points, six rebounds and two steals versus #23 Miami (2/14/04) ... Registered 13 points with six rebounds, four assists and four steals at Seton Hall (2/18/04) ... Had nine points with five assists at Providence (2/21/04) ... Scored 10 points with six rebounds and three assists versus #19 Villanova (2/28/04) ... Tallied 10 points with six rebounds and three assists against St. John's (3/2/04) ... Had 11 points, six rebounds and three steals versus Georgetown in the BIG EAST Championship First Round (3/6/04) ... Scored four points with five rebounds against #4 Connecticut in the BIG EAST Quarterfinal (3/7/04).

### Dawn's Career Highs

Points ..... 21 vs. Old Dominion, 12/03/03  
 FG Attempted ..... 12 at Notre Dame, 1/10/04  
 FG Made ..... 7 (two times)  
 3PT FG Attempted ..... 1 (two times)  
 3PT FG Made ..... 1 at Alabama, 12/7/03  
 FT Attempted ..... 11 vs. Old Dominion, 12/03/03  
 FT Made ..... 9 vs. Old Dominion, 12/03/03  
 Rebounds ..... 12 vs. Liberty, 1/2/04  
 Assists ..... 7 vs. Washington State, 11/30/02  
 Blocks ..... 3 at Alabama, 12/7/03  
 Steals ..... 4 at Seton Hall, 2/17/04

### Dawn's Season Highs

Points ..... 21 vs. Old Dominion, 12/03/03  
 FG Attempted ..... 12 at Notre Dame, 1/10/04  
 FG Made ..... 7 (two times)  
 3PT FG Attempted ..... 1 (two times)  
 3PT FG Made ..... 1 at Alabama, 12/7/03  
 FT Attempted ..... 11 vs. Old Dominion, 12/03/03  
 FT Made ..... 9 vs. Old Dominion, 12/03/03  
 Rebounds ..... 12 vs. Liberty, 1/2/04  
 Assists ..... 5 (two times)  
 Blocks ..... 3 at Alabama, 12/7/03  
 Steals ..... 4 at Seton Hall, 2/17/04

### 2003-04 Game-by-Game Statistics

Opponent	Date	GS	Min	FG	3FG	FT	O-D-R	PF	A	TO	Blk	Stl	Pts
MIAMI (Ohio)	11/21/03	*	32	3-7	0-0	6-8	3-5-8	2	4	2	2	1	12
at #24 Virginia	11/23/03	*	34	5-9	0-0	1-1	1-5-6	2	2	0	1	2	11
vs. Iowa State	11/28/03	*	24	3-11	0-0	6-6	0-0-0	4	0	0	1	3	12
vs. Mississippi State	11/29/03	*	32	3-5	0-0	2-2	3-5-8	1	4	6	0	2	8
OLD DOMINION	12/3/03	*	38	6-9	0-0	9-11	2-5-7	3	2	1	1	2	21
at Alabama	12/7/03	*	32	2-8	1-1	8-10	2-0-2	3	2	3	3	3	13
MARYLAND	12/13/03	*	20	2-6	0-0	0-0	1-3-4	4	1	2	2	1	4
at James Madison	12/21/03	*	36	5-9	0-0	4-5	4-5-9	3	2	7	2	0	14
FURMAN	12/28/03	*	19	3-5	0-0	1-1	1-0-1	2	0	1	0	0	7
WAKE FOREST	12/29/03	*	34	7-11	0-0	3-5	2-6-8	3	1	5	2	1	17
LIBERTY	1/2/04	*	34	5-11	0-0	5-5	5-7-12	1	1	1	1	0	15
PROVIDENCE	1/4/04	*	20	1-4	0-0	3-4	1-2-3	2	1	2	0	0	5
at Rutgers	1/7/04	*	35	6-9	0-0	2-3	3-3-6	5	1	2	0	3	14
at Notre Dame	1/10/04	*	31	4-12	0-1	0-0	0-0-0	2	3	2	0	2	8
#19 VILLANOVA	1/14/04	*	33	5-8	0-0	2-2	2-3-5	3	4	2	0	1	12
at Georgetown	1/17/04	*	38	6-10	0-0	1-2	2-4-6	3	2	4	2	2	13
at Pittsburgh	1/21/04	*	21	1-6	0-0	2-2	0-1-1	2	1	2	1	0	4
#24 BOSTON COLLEGE	1/24/04	*	34	4-8	0-0	6-6	1-3-4	4	2	1	0	2	14
#4 CONNECTICUT	1/27/04	*	32	2-8	0-0	1-3	1-4-5	4	0	5	0	0	5
at Syracuse	1/31/04	*	22	7-10	0-0	0-0	1-2-3	3	4	0	0	1	14
SETON HALL	2/3/04	*	30	3-5	0-0	2-2	0-3-3	2	2	2	2	2	8
at West Virginia	2/10/04	*	22	1-4	0-0	4-4	0-1-1	5	3	2	0	1	5
#23 MIAMI	2/14/04	*	34	3-11	0-0	2-2	1-5-6	2	1	2	1	2	8
at Seton Hall	2/18/04	*	37	4-11	0-0	5-6	1-5-6	2	4	3	1	4	13
at Providence	2/21/04	*	24	4-4	0-0	1-2	1-1-2	1	5	0	0	1	9
PITTSBURGH	2/28/04	*	24	3-4	0-0	4-4	2-4-6	1	3	3	1	0	10
ST. JOHN'S	3/2/04	*	33	4-4	0-0	2-2	1-5-6	3	3	7	1	2	10
vs. Georgetown	3/6/04	*	39	4-7	0-0	3-4	1-3-4	2	5	2	2	3	11
at #4 Connecticut	3/7/04	*	38	1-7	0-0	2-2	2-3-5	2	1	7	0	2	4

### Chriss' Statistics

Year	G	GS	MP	FGM-Att	Pct.	3PTM-Att	Pct.	FTM-Att	Pct.	Reb.	Avg.	A	TO	Blk	ST	TP	Avg.
02-03	25	0	235	28-54	.519	0-0	.000	23-32	.719	44	1.8	21	17	3	14	79	3.2
03-04	29	29	882	107-223	.480	1-2	.500	87-104	.837	137	4.7	64	76	26	43	302	10.4
Totals	54	29	1171	135-277	.487	1-2	.500	110-136	.809	181	3.4	85	93	29	57	381	7.1



# Updated Player Career and Season Statistics



## #54 Erin Gibson 6-2, Junior, Forward/Center Galax, Va.

Named to the 2004 Academic All-America District III University Division Second Team ... First on the team in rebounding, third in blocks and fourth in scoring ...

First in field goal percentage ... Named the 2002 Lady Luck Classic Most Valuable Player ... Scored a career-high 24 points against Radford (12/31/02) ... Had a career-high 16 rebounds against Furman in the first round of the Lady Luck Classic (12/28/03) ... Named to the 2002-03 BIG EAST Academic All-star team ... Named to the Lady Luck Classic All-tournament team.

**2003-04 Notes:** Had 15 points and 12 rebounds against WBC Ilirija ... Scored 14 points with 10 rebounds vs. Miami of Ohio (11/21/03) ... Had six points and six rebounds at Virginia (11/23/03) ... Led team with 14 points, four rebounds and three blocks against Iowa State (11/28/03) ... Had eight points and 11 rebounds vs. Mississippi State in the Paradise Jam championship game 911/29/03) ... Scored 20 points with nine rebounds, two blocks, two steals and an assist against Old Dominion (12/03/03) ... Had 13 points and 12 rebounds at Alabama (12/7/03) ... Scored six points with five rebounds versus Maryland (12/13/03) ... Registered a double-double with 15 points and 12 rebounds at James Madison (12/21/03) ... Had a double-double with 14 points and a career-high 16 rebounds against Furman (12/28/03) ... Recorded third straight double-double with 13 points and 10 rebounds against Wake Forest (12/29/03) ... Scored eight points versus Liberty (1/2/04) ... Had four points and five rebounds in 18 minutes against Providence (1/4/04) ...

Tallied 11 points with nine rebounds at Rutgers (1/7/04) ... Had eight points and seven rebounds at Notre Dame (1/10/04) ... Scored two points with four rebounds against #19 Villanova (1/14/04) ... Had ten points and four rebounds at Georgetown (1/17/04) ... Tallied 14 points with seven rebounds and one block at Pittsburgh (1/21/04) ... Scored 14 points with five rebounds and one block versus #24 Boston College (1/24/04) ... Had two points with seven rebounds and two blocks versus #4 Connecticut (1/27/04) ... Scored seven points with nine rebounds and one block at Syracuse (1/31/04) ... Had eight points with seven rebounds and one block versus Seton Hall (2/3/04) ... Registered five points with 12 rebounds at West Virginia (2/10/04) ... Scored 10 points versus #23 Miami (2/14/04) ... Had four points and three rebounds at Seton Hall (2/18/04) ... Tallied 10 points with two assists, one block and one steal at Providence (2/21/04) ... Scored 13 points against Pittsburgh (2/28/04) ... Had nine points and six rebounds versus St. John's (3/2/04) ... Scored six points against Georgetown in the First Round of the BIG EAST Championship (3/6/04) ... Limited to four points with six rebounds versus #4 Connecticut in the BIG EAST Quarterfinal (3/7/04).

### Erin's Career Highs

Points ..... 24 vs. Radford, 12/31/02  
 FG Attempted ..... 16 at Georgetown, 1/12/02  
 FG Made ..... 12 vs. Radford, 12/31/02  
 3PT FG Attempted ..... 1 vs. Rutgers, 1/22/03  
 3PT FG Made ..... 0  
 FT Attempted ..... 14 vs. James Madison, 12/7/02  
 FT Made ..... 8 (two times)  
 Rebounds ..... 16 vs. Furman, 12/28/03  
 Assists ..... 3 vs. Connecticut, 3/10/03  
 Blocks ..... 3 (five times)  
 Steals ..... 4 at Miami, 1/28/03

### Erin's Season Highs

Points ..... 20 vs. Old Dominion, 12/03/03  
 FG Attempted ..... 14 vs. Old Dominion, 12/03/03  
 FG Made ..... 8 vs. Old Dominion, 12/03/03  
 3PT FG Attempted ..... 0  
 3PT FG Made ..... 0  
 FT Attempted ..... 9 vs. Miami (Ohio), 11/21/03  
 FT Made ..... 6 (two times)  
 Rebounds ..... 16 vs. Furman, 12/28/03  
 Assists ..... 2 (six times)  
 Blocks ..... 3 vs. Iowa State, 11/28/03  
 Steals ..... 2 (two times)

### 2003-04 Game-by-Game Statistics

Opponent	Date	GS	Min	FG	3FG	FT	O-D-R	PF	A	TO	Blk	Stl	Pts
MIAMI (Ohio)	11/21/03	*	29	4-7	0-0	6-9	2-8-10	1	2	1	2	0	14
at #24 Virginia	11/23/03	*	26	3-7	0-0	0-1	2-4-6	3	0	3	0	1	6
vs. Iowa State	11/28/03	*	38	6-10	0-0	2-3	3-1-4	0	2	2	3	0	14
vs. Mississippi State	11/29/03	*	34	4-9	0-0	0-1	1-10-11	0	0	3	0	0	8
OLD DOMINION	12/3/03	*	37	8-14	0-0	4-4	4-5-9	3	2	2	2	2	20
at Alabama	12/7/03	*	36	4-7	0-0	5-6	5-7-12	4	0	7	0	0	13
MARYLAND	12/13/03	*	27	3-4	0-0	0-0	2-3-5	4	0	0	0	0	6
at James Madison	12/21/03	*	35	5-11	0-0	5-8	4-8-12	2	0	3	0	0	15
FURMAN	12/28/03	*	30	4-13	0-0	6-6	7-9-16	2	1	1	0	1	14
WAKE FOREST	12/29/03	*	36	4-9	0-0	5-8	4-6-10	4	0	2	1	1	13
LIBERTY	1/2/04	*	33	3-6	0-0	2-4	2-1-3	4	0	3	1	0	8
PROVIDENCE	1/4/04	*	18	2-4	0-0	0-0	1-4-5	2	1	1	0	0	4
at Rutgers	1/7/04	*	38	5-10	0-0	1-3	2-7-9	2	2	1	1	0	11
at Notre Dame	1/10/04	*	30	2-9	0-0	4-8	2-5-7	4	2	4	0	0	8
#19 VILLANOVA	1/14/04	*	17	1-4	0-0	0-2	1-3-4	0	0	0	0	0	2
at Georgetown	1/17/04	*	37	4-8	0-0	2-2	2-2-4	4	0	0	0	0	10
at Pittsburgh	1/21/04	*	35	5-8	0-0	4-6	3-4-7	2	1	3	1	2	14
#24 BOSTON COLLEGE	1/24/04	*	37	6-10	0-0	2-5	4-1-5	1	1	1	1	0	14
#4 CONNECTICUT	1/27/04	*	35	1-3	0-0	0-0	1-6-7	1	0	2	2	0	2
at Syracuse	1/31/04	*	35	2-4	0-0	3-4	3-6-9	1	2	4	1	0	7
SETON HALL	2/3/04	*	29	3-7	0-0	2-2	1-6-7	2	0	1	1	1	8
at West Virginia	2/10/04	*	34	2-3	0-0	1-6	4-8-12	3	1	5	1	0	5
#23 MIAMI	2/14/04	*	29	5-7	0-0	0-0	3-1-4	5	1	1	0	1	10
at Seton Hall	2/18/04	*	35	2-4	0-0	0-0	0-3-3	4	0	1	0	0	4
at Providence	2/21/04	*	23	4-9	0-0	2-2	2-1-3	1	2	2	1	1	10
PITTSBURGH	2/28/04	*	20	5-8	0-0	3-4	1-3-4	3	1	0	1	1	13
ST. JOHN'S	3/2/04	-	22	3-8	0-0	3-4	0-6-6	1	0	2	0	1	9
vs. Georgetown	3/6/04	*	28	2-3	0-0	2-6	2-1-3	5	1	3	1	0	6
at #4 Connecticut	3/7/04	*	26	2-6	0-0	0-0	1-5-6	1	1	2	1	0	4

### Gibson's Statistics

Year	G	GS	MP	FGM-Att	Pct.	3PTM-Att	Pct.	FTM-Att	Pct.	Reb.	Avg.	A	TO	Blk	ST	TP	Avg.
01-02	32	0	533	84-168	.500	0-0	.000	34-59	.576	148	4.6	9	52	26	22	202	6.3
02-03	31	30	916	118-249	.474	0-1	.000	64-126	.508	216	7.0	30	66	29	28	300	9.7
03-04	29	28	889	104-212	.491	0-0	.000	64-104	.615	203	7.0	22	59	21	12	272	9.4
Totals	92	58	2,338	306-629	.487	0-1	.000	162-289	.561	567	6.2	61	177	76	62	774	8.4

## Updated Player Career and Season Statistics



# #32 Kerri Gardin

## 6-1, Sophomore, Forward

### Morganton, N.C.

Can score in a variety of ways ... Good passer with a good basketball I.Q. ... Came on strong late in the 2002-03 season ... Leads team in assists ... Had off-season surgery on right achilles but was at full strength for preseason practice.

**2003-04 Notes:** Scored eight points and handed out four assists against WBC Ilirija ... Had five points and five rebounds vs. Miami of Ohio (11/21/03) ... Scored seven points with four assists and two steals at Virginia (11/23/03) ... Had six points, two rebounds and two assists vs. Iowa State (11/28/03) ... Saw limited action in Paradise Jam championship game against Mississippi State (11/29/03) ... Scored four points with seven rebounds and three assists versus Old Dominion (12/03/03) ... Had four points at Alabama (12/7/03) ... Scored 13 points with three rebounds and two assists against Maryland (12/13/03) ... Had two points with six assists and four rebounds at James Madison (12/21/03) ... Scored four points with three rebounds, six assists and three steals against Furman (12/28/03) ... Had first career double-double with 13 points and 13 rebounds against Wake Forest (12/29/03) ... Scored six points with four rebounds and three steals versus Liberty (1/2/04) ... Had five points, three assists and two steals against Providence (1/4/04) ... Tallied six points at Rutgers (1/7/04) ... Scored 10 points with four rebounds, two assists and one block at Notre Dame (1/10/04) ... Had 14 points and six rebounds against #19 Villanova (1/14/04) ... Scored two points with four assists at Georgetown (1/17/04) ... Had four points, three assists and two steals at Pittsburgh (1/21/04) ... Registered 13 points with nine rebounds and three steals versus #24 Boston College (1/24/04) ... Scored two points with four rebounds and four assists versus #4 Connecticut (1/27/04) ... Had 14 points with eight rebounds and six assists at Syracuse (1/31/04) ... Tallied five points with four rebounds, four assists and two blocks versus Seton Hall (2/4/04) ... Scored 13 points with 10 rebounds, three assists and two blocks at West Virginia (2/10/04) ... Had 13 points and 14 rebounds versus #23 Miami (2/14/04) ... Tallied 11 points with 12 rebounds and three blocks at Seton Hall (2/18/04) ... Scored seven points with four rebounds, four assists and two steals at Providence (2/21/04) ... Had eight points, handed out five assists, and collected four steals versus Pittsburgh (2/28/04) ... Registered nine points with six assists, five rebounds and three steals against St. John's (3/2/04) ... Had a career-high 16 rebounds with 14 points versus Georgetown in the First Round of the BIG EAST Championship (3/6/04) ... Limited to four and five rebounds against #4 Connecticut in BIG EAST Quarterfinal (3/7/04).

### Kerri's Career Highs

Points ..... 15 at Villanova, 1/7/03  
 FG Attempted ..... 16 (two times)  
 FG Made ..... 7 (two times)  
 3PT FG Attempted ..... 1 (six times)  
 3PT FG Made ..... 1 (two times)  
 FT Attempted ..... 10 at Seton Hall, 2/17/04  
 FT Made ..... 7 at Seton Hall, 2/17/04  
 Rebounds ..... 14 vs. Miami, 2/14/04  
 Assists ..... 6 (seven times)  
 Blocks ..... 3 at Seton Hall, 2/17/04  
 Steals ..... 4 vs. Pittsburgh, 2/28/04

### Kerri's Season Highs

Points ..... 14 (two times)  
 FG Attempted ..... 16 (two times)  
 FG Made ..... 7 at Syracuse, 1/31/04  
 3PT FG Attempted ..... 1 (six times)  
 3PT FG Made ..... 1 (two times)  
 FT Attempted ..... 10 at Seton Hall, 2/17/04  
 FT Made ..... 7 at Seton Hall, 2/17/04  
 Rebounds ..... 14 vs. Miami, 2/14/04  
 Assists ..... 6 (four times)  
 Blocks ..... 3 at Seton Hall, 2/17/04  
 Steals ..... 4 vs. Pittsburgh, 2/28/04

### 2003-04 Game-by-Game Statistics

Opponent	Date	GS	Min	FG	3FG	FT	O-D-R	PF	A	TO	Blk	Stl	Pts
MIAMI (Ohio)	11/21/03	*	20	2-6	0-0	1-2	1-4-5	0	2	3	1	0	5
at #24 Virginia	11/23/03	*	27	3-10	0-0	1-2	2-0-2	2	4	1	1	2	7
vs. Iowa State	11/28/03	*	16	1-7	0-0	4-4	1-1-2	2	2	2	0	0	6
vs. Mississippi State	11/29/03	*	11	0-2	0-0	0-0	0-0-0	1	1	0	0	0	0
OLD DOMINION	12/3/03	*	18	2-7	0-0	0-2	3-4-7	0	3	4	0	1	4
at Alabama	12/7/03	*	15	1-5	0-0	2-4	1-0-1	4	0	1	0	0	4
MARYLAND	12/13/03	*	19	5-10	1-1	2-3	1-2-3	0	2	3	0	1	13
at James Madison	12/21/03	*	17	0-3	0-0	2-2	0-4-4	1	6	1	0	0	2
FURMAN	12/28/03	*	23	2-6	0-0	0-2	0-3-3	1	6	3	1	3	4
WAKE FOREST	12/29/03	*	30	4-8	0-0	5-6	5-8-13	0	4	4	0	0	13
LIBERTY	1/2/04	*	32	1-4	0-0	4-6	0-4-4	1	2	4	0	3	6
PROVIDENCE	1/4/04	*	20	2-5	1-1	0-0	1-0-1	3	3	0	0	2	5
at Rutgers	1/7/04	*	20	3-6	0-0	0-0	0-1-1	5	1	5	0	1	6
at Notre Dame	1/10/04	*	34	5-13	0-0	0-0	1-3-4	3	2	3	1	0	10
#19 VILLANOVA	1/14/04	*	29	4-10	0-0	6-6	0-6-6	2	0	4	1	0	14
at Georgetown	1/17/04	*	28	1-6	0-0	0-0	0-1-1	3	4	3	0	1	2
at Pittsburgh	1/21/04	*	21	1-4	0-0	2-2	1-2-3	0	3	2	0	2	4
#24 BOSTON COLLEGE	1/24/04	*	35	4-9	0-0	5-6	4-5-9	2	1	4	0	3	13
#4 CONNECTICUT	1/27/04	*	24	1-12	0-1	0-0	3-1-4	4	4	4	0	1	2
at Syracuse	1/31/04	-	34	7-16	0-1	0-0	2-6-8	2	6	2	0	2	14
SETON HALL	2/3/04	*	21	2-7	0-0	1-2	1-3-4	1	4	1	2	1	5
at West Virginia	2/10/04	*	36	5-9	0-1	3-4	6-4-10	3	3	5	2	0	13
#23 MIAMI	2/14/04	*	28	4-16	0-1	5-6	7-7-14	2	0	6	0	1	13
at Seton Hall	2/18/04	*	38	2-9	0-0	7-10	5-7-12	2	1	8	3	0	11
at Providence	2/21/04	*	22	3-8	0-0	1-2	0-4-4	0	4	2	0	2	7
PITTSBURGH	2/28/04	*	22	2-4	0-0	4-8	1-3-4	0	5	1	0	4	8
ST. JOHN'S	3/2/04	-	21	4-7	0-0	1-1	2-3-5	0	6	2	0	3	9
vs. Georgetown	3/6/04	*	37	4-16	0-0	6-10	9-7-16	0	3	3	0	1	14
at #4 Connecticut	3/7/04	*	28	2-8	0-0	0-2	2-3-5	3	0	4	0	0	4

### Gardin's Statistics

Year	G	GS	MP	FGM-Att	Pct.	3PTM-Att	Pct.	FTM-Att	Pct.	Reb.	Avg.	A	TO	Blk	ST	TP	Avg.
02-03	30	5	546	53-132	.402	0-0	.000	24-38	.632	96	3.2	52	59	20	24	130	4.4
03-04	29	27	726	77-233	.330	2-6	.333	62-92	.674	155	5.3	82	85	12	34	218	7.5
Totals	59	32	1272	130-365	.356	2-6	.333	86-130	.661	251	4.3	134	144	32	58	348	5.9



## Updated Player Career and Season Statistics



# #5 Kirby Copeland

## 5-10, Freshman, Guard

### Morrow, Ga.

Tremendous athlete and one of the strongest freshmen to enter the program ... Good defender and passer ... Can attack off the dribble

for a pass or shot.

**2003-04 Notes:** Named BIG EAST Conference Rookie of the Week on Dec. 29 ... Scored 14 points with seven steals against WBC Ilirija ... Did not play against Miami of Ohio (11/21/03) due to injured calf muscle ... Saw first collegiate action at Virginia (11/23/03) ... Saw limited action against Iowa State (11/28/03) ... Scored six points with five rebounds, one assist and one steal vs. Mississippi State in the Paradise Jam championship game (11/29/03) ... Saw limited action against Old Dominion (12/03/03) ... Had six points with five rebounds, three steals and one block at Alabama (12/7/03) ... Scored two points with seven rebounds three assists and three steals against Maryland (12/13/03) ... Tallied 11 points with five rebounds at James Madison (12/21/03) ... Had nine points and handed out four assists against Furman (12/28/03) ... Scored a point with two rebounds and two assists versus Wake Forest (12/29/03) ... Credited with five rebounds and one assists against Liberty (1/2/04) ... Had a career-high 12 points with five steals, three rebounds and two assists versus Providence (1/4/04) ... Saw limited action at Rutgers (1/7/04) ... Had limited action at Notre Dame (1/10/04) ... Scored two points with four rebounds and one block at Georgetown (1/17/04) ... Had a career-high 13 points at Pittsburgh (1/21/04) ... Tallied two points with three assists, three steals and two rebounds in only 12 minutes versus #24 Boston College (1/24/04) ... Credited with two rebounds in limited playing time against #4 Connecticut (1/27/04) ... Pulled down three rebounds and handed out two assists versus Seton Hall (2/4/04) ... Had five points, two rebounds and two assists at West Virginia (2/10/04) ... Scored two points and handed out three assists in six minutes versus #23 Miami (2/14/04) ... Had six points and seven rebounds at Providence (2/21/04) ... Tallied eight points with two steals against Pittsburgh (2/28/04) ... Scored team-high 12 points versus St. John's (3/2/04)

### Kirby's Career Highs

Points ..... 13 at Pittsburgh, 1/21/04  
 FG Attempted ..... 11 at Pittsburgh, 1/21/04  
 FG Made ..... 6 at Pittsburgh, 1/21/04  
 3PT FG Attempted ..... 0  
 3PT FG Made ..... 0  
 FT Attempted ..... 10 vs. St. John's, 3/2/04  
 FT Made ..... 6 vs. St. John's, 3/2/04  
 Rebounds ..... 7 (two times)  
 Assists ..... 4 vs. Furman, 12/28/03  
 Blocks ..... 1 (three times)  
 Steals ..... 5 vs. Providence, 1/4/04

### Kirby's Season Highs

Points ..... 13 at Pittsburgh, 1/21/04  
 FG Attempted ..... 11 at Pittsburgh, 1/21/04  
 FG Made ..... 6 at Pittsburgh, 1/21/04  
 3PT FG Attempted ..... 0  
 3PT FG Made ..... 0  
 FT Attempted ..... 10 vs. St. John's, 3/2/04  
 FT Made ..... 6 vs. St. John's, 3/2/04  
 Rebounds ..... 7 (two times)  
 Assists ..... 4 vs. Furman, 12/28/03  
 Blocks ..... 1 (three times)  
 Steals ..... 5 vs. Providence, 1/4/04

### 2003-04 Game-by-Game Statistics

Opponent	Date	GS	Min	FG	3FG	FT	O-D-R	PF	A	TO	Blk	Stl	Pts	
MIAMI (Ohio)	11/21/03	Injured - strained calf muscle												
at #24 Virginia	11/23/03	-	1	0-0	0-0	0-0	0-0-0	0	0	0	0	0	0	
vs. Iowa State	11/28/03	-	5	0-0	0-0	0-0	0-0-0	0	1	1	0	0	0	
vs. Mississippi State	11/29/03	-	24	3-6	0-0	0-2	1-4-5	3	1	3	0	1	6	
OLD DOMINION	12/3/03	-	7	0-0	0-0	0-0	0-0-0	0	0	1	0	0	0	
at Alabama	12/7/03	-	6	3-5	0-0	0-0	1-4-5	3	0	4	1	3	6	
MARYLAND	12/13/03	-	2	1-7	0-0	0-0	4-4-7	2	3	3	0	3	2	
at James Madison	12/21/03	-	18	3-8	0-0	5-6	3-2-5	1	0	2	0	1	11	
FURMAN	12/28/03	-	18	4-5	0-0	1-2	0-1-1	4	4	4	0	0	9	
WAKE FOREST	12/29/03	-	12	0-3	0-0	1-2	1-1-2	2	2	0	0	0	1	
LIBERTY	1/2/04	-	11	0-5	0-0	0-0	2-3-5	1	1	1	0	0	0	
PROVIDENCE	1/4/04	-	18	4-9	0-0	4-4	0-3-3	3	2	3	0	5	12	
at Rutgers	1/7/04	-	7	0-0	0-0	0-0	0-0-0	1	0	1	0	0	0	
at Notre Dame	1/10/04	-	2	0-0	0-0	0-0	0-0-0	1	0	0	0	0	0	
#19 VILLANOVA	1/14/04	-	2	0-0	0-0	0-0	0-0-0	0	0	2	0	0	0	
at Georgetown	1/17/04	-	8	0-3	0-0	2-2	2-2-4	1	0	4	1	0	2	
at Pittsburgh	1/21/04	-	22	6-11	0-0	1-1	1-0-1	2	1	3	1	2	13	
#24 BOSTON COLLEGE	1/24/04	-	12	1-3	0-0	0-0	2-0-2	3	3	1	0	3	2	
#4 CONNECTICUT	1/27/04	-	6	0-1	0-0	0-0	0-2-2	0	0	0	0	0	0	
at Syracuse	1/31/04	-	5	0-2	0-0	0-0	0-0-0	2	0	2	0	0	0	
SETON HALL	2/3/04	-	15	0-1	0-0	0-0	0-3-3	3	2	5	0	1	0	
at West Virginia	2/10/04	-	19	2-3	0-0	1-2	0-2-2	4	2	1	0	1	5	
#23 MIAMI	2/14/04	-	6	1-3	0-0	0-0	1-0-1	0	3	1	0	1	2	
at Seton Hall	2/18/04	-	3	0-0	0-0	0-0	0-1-1	1	0	1	0	0	0	
at Providence	2/21/04	-	16	2-6	0-0	2-6	4-3-7	1	1	1	0	0	6	
PITTSBURGH	2/28/04	-	20	4-6	0-0	0-1	1-1-2	0	1	2	0	2	8	
ST. JOHN'S	3/2/04	-	12	3-3	0-0	6-10	2-2-4	3	1	5	0	2	12	
vs. Georgetown	3/6/04	-	4	0-1	0-0	0-0	0-1-1	0	0	2	0	1	0	
at #4 Connecticut	3/7/04													

### Copeland's Statistics

Year	G	GS	MP	FGM-Att	Pct.	3PTM-Att	Pct.	FTM-Att	Pct.	Reb.	Avg.	A	TO	Blk	ST	TP	Avg.
03-04	28	0	333	37-93	.398	0-0	.000	23-38	.605	63	2.3	29	54	3	26	97	3.5
Totals	28	0	333	37-93	.398	0-0	.000	23-38	.605	63	2.3	29	54	3	26	97	3.5

## Updated Player Career and Season Statistics



# #10 Fran Recchia

## 5-7, r-Sophomore, Guard

### Flower Mound, Texas

Has added depth at the point-guard position ... Also has a good three-point shot ... Good in the transition game ... Named to the 2002-03 BIG EAST Academic All-star team ... Named to 2002 FIU/Herald All-tournament team.

**2003-04 Notes:** Did not play in exhibition game vs. WBC Ilirija due to injury ... Had six points, three rebounds and two assists against Miami of Ohio (11/21/03) ... Scored four points at Virginia (11/23/03) ... Tallied 12 points, including two treys, with eight rebounds and two steals vs. Iowa State (11/28/03) ... Had an assist and one rebound in limited action against Mississippi State in the Paradise Jam championship game (11/29/03) ... Credited with two rebounds and one steal versus Old Dominion (12/03/03) ... Scored five points in seven minutes at Alabama (12/7/03) ... Had two points and a rebound against Maryland (12/13/03) ... Scored two points with one rebound at James Madison (12/21/03) ... Had three points three assists versus Furman (12/28/03) ... Scored four points in four minutes against Wake Forest (12/29/03) ... Saw limited playing time versus Liberty (1/2/04) ... Had two assists and two rebounds against Providence (1/4/04) ... Scored two points at Rutgers (1/7/04) ... Had limited action at Notre Dame (1/10/04) ... Scored two points with one assist and one rebound against #19 Villanova (1/14/04) ... Saw limited action at Georgetown (1/17/04) ... Scored three points at Pittsburgh (1/21/04) ... Saw limited action against #24 Boston College (1/24/04) ... Credited with one assists versus #4 Connecticut (1/27/04) ... Had five points and two rebounds at Syracuse (1/31/04) ... Scored four points versus Seton Hall (2/4/04) ... Saw limited action at West Virginia (2/10/04) ... Had two points and two rebounds at Providence (2/21/04) ... Scored two points versus Pittsburgh (2/28/04) ... Had two points against St. John's (3/2/04).

### Fran's Career Highs

Points ..... 19 at Florida International, 11/29/02  
 FG Attempted ..... 15 vs. Syracuse, 1/4/03  
 FG Made ..... 7 at Florida International, 11/29/02  
 3PT FG Attempted ..... 12 vs. Syracuse, 1/4/03  
 3PT FG Made ..... 3 (four times)  
 FT Attempted ..... 5 vs. UNC Greensboro, 11/22/02  
 FT Made ..... 5 vs. UNC Greensboro, 11/22/02  
 Rebounds ..... 8 vs. Iowa State, 11/28/03  
 Assists ..... 4 (two times)  
 Blocks ..... 1 vs. UT Martin, 12/28/02  
 Steals ..... 3 vs. Washington State, 11/30/02

### Fran's Season Highs

Points ..... 12 vs. Iowa State, 11/28/03  
 FG Att. .... 9 vs. Iowa State, 11/28/03  
 FG Made ..... 4 vs. Iowa State, 11/28/03  
 3PT FG Att. .... 4 vs. Iowa State, 11/28/03  
 3PT FG Made ..... 2 vs. Iowa State, 11/28/03  
 FT Attempted ..... 4 (three times)  
 FT Made ..... 4 (two times)  
 Rebounds ..... 8 vs. Iowa State, 11/28/03  
 Assists ..... 3 vs. Old Dominion, 12/28/03  
 Blocks ..... 0  
 Steals ..... 2 vs. Iowa State, 11/28/03

### 2003-04 Game-by-Game Statistics

Opponent	Date	GS	Min	FG	3FG	FT	O-D-R	PF	A	TO	Blk	Stl	Pts
MIAMI (Ohio)	11/21/03	-	18	1-3	1-3	3-4	0-3-3	3	2	3	0	0	6
at #24 Virginia	11/23/03	-	4	0-0	0-0	4-4	0-0-0	0	0	0	0	0	4
vs. Iowa State	11/28/03	-	24	4-9	2-4	2-2	3-5-8	0	1	1	0	2	12
vs. Mississippi State	11/29/03	-	9	0-1	0-0	0-0	1-0-1	1	1	1	0	0	0
OLD DOMINION	12/3/03	-	15	0-2	0-1	0-0	0-2-2	0	0	2	0	1	0
at Alabama	12/7/03	-	7	2-4	1-1	0-0	0-0-0	0	0	0	0	0	5
MARYLAND	12/13/03	-	19	0-3	0-2	2-2	0-1-1	0	0	1	0	0	2
at James Madison	12/21/03	-	9	1-4	0-2	0-0	0-1-1	0	0	1	0	0	2
FURMAN	12/28/03	-	18	1-3	1-2	0-0	0-1-1	1	3	0	0	0	3
WAKE FOREST	12/29/03	-	4	1-2	0-0	2-2	0-0-0	0	0	0	0	0	4
LIBERTY	1/2/04	-	6	0-1	0-1	0-0	0-0-0	0	0	0	0	0	0
PROVIDENCE	1/4/04	-	21	0-3	0-3	0-0	0-2-2	0	2	1	0	0	0
at Rutgers	1/7/04	-	8	1-1	0-0	0-0	0-1-1	0	0	0	0	0	2
at Notre Dame	1/10/04	-	8	0-1	0-1	0-0	0-0-0	0	0	1	0	0	0
#19 VILLANOVA	1/14/04	-	13	1-2	0-1	0-0	0-1-1	0	1	1	0	0	2
at Georgetown	1/17/04	-	2	0-0	0-0	0-0	0-0-0	0	0	0	0	0	0
at Pittsburgh	1/21/04	-	7	1-4	1-3	0-0	0-0-0	0	1	1	0	0	3
#24 BOSTON COLLEGE	1/24/04	-	1	0-0	0-0	0-0	0-1-1	0	0	0	0	0	0
#4 CONNECTICUT	1/27/04	-	2	0-0	0-0	0-0	0-0-0	0	1	0	0	0	0
at Syracuse	1/31/04	-	6	1-4	1-4	2-2	0-2-2	0	0	0	0	0	5
SETON HALL	2/3/04	-	9	0-0	0-0	4-4	0-0-0	0	0	0	0	0	4
at West Virginia	2/10/04	-	3	0-0	0-0	0-0	0-0-0	0	0	0	0	0	0
#23 MIAMI	2/14/04	-	1	0-0	0-0	0-0	0-0-0	1	0	0	0	0	0
at Seton Hall	2/18/04	-	3	0-0	0-0	0-0	0-0-0	0	0	2	0	0	0
at Providence	2/21/04	-	14	1-3	0-1	0-0	0-2-2	0	1	0	0	0	2
PITTSBURGH	2/28/04	-	12	1-2	0-0	0-0	0-1-1	0	0	4	0	0	2
ST. JOHN'S	3/2/04	-	16	1-2	0-0	0-0	0-1-1	0	1	1	0	0	2
vs. Georgetown	3/6/04												Did not play
at #4 Connecticut	3/7/04												Did not play

### Recchia's Statistics

Year	G	GS	MP	FGM-Att	Pct.	3PTM-Att	Pct.	FTM-Att	Pct.	Reb.	Avg.	A	TO	Blk	ST	TP	Avg.
01-02	3	0	17	3-4	.750	1-2	.500	1-2	.500	0	0.0	1	1	0	0	8	2.7
02-03	28	13	506	45-114	.395	27-76	.355	21-25	.840	46	1.6	31	38	1	15	138	4.9
03-04	27	0	259	17-54	.315	7-29	.241	19-20	.950	28	1.0	14	20	0	3	60	2.2
Totals	58	13	782	65-172	.378	35-107	.327	41-47	.872	74	1.3	46	59	1	18	206	3.6



## Updated Player Career and Season Statistics



# #45 Megan Finnerty

## 6-3, Sophomore, Center

### Atlanta, Ga.

Has added depth to the post position ... An athletic player who shoots the ball well and attacks the basket ... A capable rebounder.

**2003-04 Notes:** Did not play in exhibition game due to injury ... Had one point and four rebounds against Miami of Ohio (11/21/00) ... Scored four points at Virginia (11/23/03) ... Saw limited action in Paradise Jam tournament (11/28-29/03) ... Scored two points with one rebound against Old Dominion (12/03/03) ... Tallied one point with one rebound at Alabama (12/7/03) ... Had six points and five rebounds against Maryland (12/13/03) ... Saw limited action at James Madison (12/21/03) ... Had three points and one rebound against Furman (12/28/03) ... Credited with one rebound in limited action against Wake Forest (12/29/03) ... Had one rebound in limited playing time versus Liberty (1/2/04) ... Scored a career-high 11 points against Providence (1/4/04) ... Pulled down two rebounds at Rutgers (1/7/04) ... Had two points with three rebounds and one steal at Notre Dame (1/10/04) ... Scored two points and pulled down two boards against #19 Villanova (1/14/04) ... Had one rebound in limited action at Georgetown (1/17/04) ... Credited with one rebound at Pittsburgh (1/21/04) ... Scored two points and pulled down two rebounds versus #24 Boston College (1/24/04) ... Had two points against #4 Connecticut (1/27/04) ... Pulled down two rebounds and had one steal at Syracuse (1/31/04) ... Credited with a block and a steal versus Seton Hall (2/4/04) ... Scored six points at Providence (2/21/04) ... Had four points versus Pittsburgh (2/28/04) ... Scored seven points with two steals against St. John's (3/2/04) ... Scored two points versus Georgetown in the First Round of the BIG EAST Championship (3/7/04) ... Tallied one point and pulled down three rebounds against #4 Connecticut in the BIG EAST Championship Quarterfinal (3/7/04).

### Megan's Career Highs

Points ..... 11 vs. Providence, 1/4/04  
 FG Attempted ..... 7 vs. Providence, 1/4/04  
 FG Made ..... 5 vs. Providence, 1/4/04  
 3PT FG Attempted ..... 0  
 3PT FG Made ..... 0  
 FT Attempted ..... 6 vs. Maryland, 12/13/03  
 FT Made ..... 4 vs. Maryland, 12/13/03  
 Rebounds ..... 6 vs. James Madison, 12/7/02  
 Assists ..... 1 (six times)  
 Blocks ..... 1 (three times)  
 Steals ..... 2 vs. St. John's, 3/2/04

### Megan's Season Highs

Points ..... 11 vs. Providence, 1/4/04  
 FG Attempted ..... 7 vs. Providence, 1/4/04  
 FG Made ..... 5 vs. Providence, 1/4/04  
 3PT FG Attempted ..... 0  
 3PT FG Made ..... 0  
 FT Attempted ..... 6 vs. Maryland, 12/13/03  
 FT Made ..... 4 vs. Maryland, 12/13/03  
 Rebounds ..... 5 vs. Maryland, 12/13/03  
 Assists ..... 1 (two times)  
 Blocks ..... 1 (three times)  
 Steals ..... 2 vs. St. John's, 3/2/04

### 2003-04 Game-by-Game Statistics

Opponent	Date	GS	Min	FG	3FG	FT	O-D-R	PF	A	TO	Blk	Stl	Pts
MIAMI (Ohio)	11/21/03	-	11	0-1	0-0	1-2	1-3-4	1	0	2	0	0	1
at #24 Virginia	11/23/03	-	13	1-3	0-0	2-2	0-1-1	1	1	3	0	0	4
vs. Iowa State	11/28/03	-	2	0-2	0-0	0-1	1-0-1	0	0	1	0	0	2
vs. Mississippi State	11/29/03	-	4	0-0	0-0	0-0	0-0-0	0	0	1	0	0	0
OLD DOMINION	12/3/03	-	3	1-3	0-0	0-0	1-0-1	0	0	0	0	0	2
at Alabama	12/7/03	-	1	0-0	0-0	1-2	0-0-0	2	0	0	0	0	1
MARYLAND	12/13/03	-	14	1-3	0-0	4-6	3-2-5	1	0	0	1	1	6
at James Madison	12/21/03	-	8	0-0	0-0	0-1	0-0-0	1	0	1	0	0	0
FURMAN	12/28/03	-	11	1-1	0-0	1-2	0-0-1	2	0	1	0	0	3
WAKE FOREST	12/29/03	-	2	0-0	0-0	0-0	1-0-1	1	0	0	0	0	0
LIBERTY	1/2/04	-	9	0-0	0-0	0-2	0-1-1	2	0	1	0	0	0
PROVIDENCE	1/4/04	-	21	5-7	0-0	1-1	1-0-1	0	0	1	1	0	11
at Rutgers	1/7/04	-	7	0-0	0-0	0-0	1-1-2	1	0	0	0	0	0
at Notre Dame	1/10/04	-	16	1-3	0-0	0-0	0-3-3	2	0	1	0	1	2
#19 VILLANOVA	1/14/04	-	12	1-1	0-0	0-0	1-1-2	1	0	0	0	0	2
at Georgetown	1/17/04	-	3	0-0	0-0	0-0	0-1-1	1	0	1	0	0	0
at Pittsburgh	1/21/04	-	4	0-0	0-0	0-0	0-1-1	1	0	1	0	0	0
#24 BOSTON COLLEGE	1/24/04	-	8	0-1	0-0	2-2	2-0-2	3	0	1	0	0	8
#4 CONNECTICUT	1/27/04	-	7	1-1	0-0	0-0	0-0-0	0	0	0	0	0	2
at Syracuse	1/31/04	-	4	0-1	0-0	0-0	1-1-2	2	0	1	0	1	0
SETON HALL	2/3/04	-	6	0-2	0-0	0-0	0-0-0	0	0	1	1	1	0
at West Virginia	2/10/04	-	1	0-0	0-0	0-0	0-0-0	0	0	0	0	0	0
MIAMI	2/14/04	Did not play											
at Seton Hall	2/18/04	Did not play											
at Providence	2/21/04	-	5	2-3	0-0	2-3	0-2-2	3	1	1	0	0	6
PITTSBURGH	2/28/04	-	11	1-2	0-0	2-2	1-1-2	1	0	0	0	1	4
ST. JOHN'S	3/2/04	-	11	2-3	0-0	3-5	1-0-1	2	0	1	0	2	7
vs. Georgetown	3/6/04	-	10	1-1	0-0	0-0	1-0-1	1	0	1	0	1	2
at #4 Connecticut	3/7/04	-	18	0-1	0-0	1-2	0-3-3	2	0	0	0	0	18

### Finnerty's Statistics

Year	G	GS	MP	FGM-Att	Pct.	3PTM-Att	Pct.	FTM-Att	Pct.	Reb.	Avg.	A	TO	Blk	ST	TP	Avg.
02-03	23	0	186	21-43	.488	0-0	.000	12-24	.500	36	1.6	3	15	0	5	54	2.3
03-04	27	0	227	18-39	.462	0-0	.000	20-33	.606	39	1.4	2	20	3	8	56	2.1
Total	50	0	413	39-82	.476	0-0	.000	32-57	.561	75	1.5	5	35	3	13	110	2.2

# Updated Player Career and Season Statistics



## #42 Davina Simmons

### 6-0, Senior, Center

### Winston-Salem, N.C.

Moved to post position during junior season ... Attacks the basket ... Can also score from the perimeter ... Has the ability to penetrate off the dribble ... Good size and speed ... Rebounds well ... Missed most of freshman season (2001-02) after undergoing surgery on her right knee in mid-January to repair a torn meniscus and to repair defective cartilage ... Had knee scoped during 2002-03 preseason.

**2003-04 Notes:** Did not play in exhibition game due to injury ... Missed Miami of Ohio (11/21/03) game due to injured knee ... Saw first action of the season at Virginia (11/23/03) ... Saw limited action in Paradise Jam tournament (11/28-29/03) ... Scored two points with two rebounds against Old Dominion (12/03/03) ... Had four points at Alabama (12/7/03) ... Scored two points with one rebound at James Madison (12/21/03) ... Saw limited action against Furman (12/28/03) ... Had two points versus Wake Forest (12/29/03) ... Scored two points with five rebounds against Providence (1/4/04) ... Had a rebound in limited action at Notre Dame (1/10/04) ... Scored seven points with four rebounds against #19 Villanova (1/14/04) ... Saw limited court time at Georgetown (1/17/04) ... Had two points and two rebounds at Pittsburgh (1/21/04) ... Registered two points and had one rebound against #24 Boston College (1/24/04) ... Scored three points versus #4 Connecticut (1/27/04) ... Had two points and one rebound at Syracuse (1/31/04) ... Tallied three points with one rebound, one assist and one steal versus Seton Hall (2/4/04) ... Had four points and four rebounds at West Virginia (2/10/04) ... Scored two points versus #23 Miami (2/28/04) ... Registered two points and four rebounds at Providence (2/21/04) ... Had six points and two steals versus Pittsburgh (2/28/04) ... Scored two points with two rebounds against St. John's (3/2/04).

### Davina's Career Highs

Points ..... 11 at Radford, 12/12/01  
 FG Attempted ..... 9 vs. Villanova, 2/22/03  
 FG Made ..... 5 at Maryland, 12/11/02  
 3PT FG Attempted ..... 1 (six times)  
 3PT FG Made ..... 1 at Radford, 12/12/01  
 FT Attempted ..... 6 vs. Providence, 2/1/03  
 FT Made ..... 5 vs. Providence, 2/2/03  
 Rebounds ..... 9 vs. Syracuse, 1/4/03  
 Assists ..... 2 (three times)  
 Blocks ..... 1 (four times)  
 Steals ..... 3 (two times)

### Davina's Season Highs

Points ..... 7 vs. Villanova, 1/14/04  
 FG Attempted ..... 7 at West Virginia, (2/10/04)  
 FG Made ..... 3 vs. Pittsburgh, 2/28/04  
 3PT FG Attempted ..... 0  
 3PT FG Made ..... 0  
 FT Attempted ..... 3 (two times)  
 FT Made ..... 3 vs. Villanova, 1/14/04  
 Rebounds ..... 5 vs. Providence, 1/4/04  
 Assists ..... 1 (two times)  
 Blocks ..... 0  
 Steals ..... 2 (two times)

### 2003-04 Game-by-Game Statistics

Opponent	Date	GS	Min	FG	3FG	FT	O-D-R	PF	A	TO	Blk	Stl	Pts
MIAMI (Ohio)	11/21/03	Injured - knee injury											
at #24 Virginia	11/23/03	-	2	0-0	0-0	0-0	0-0-0	0	0	0	0	0	0
vs. Iowa State	11/28/03	-	1	0-0	0-0	0-0	0-0-0	0	0	0	0	0	0
vs. Mississippi State	11/29/03	-	7	0-0	0-0	0-0	0-0-0	2	1	1	0	2	0
OLD DOMINION	12/3/03	-	5	1-3	0-0	0-2	2-0-2	0	0	0	0	0	2
at Alabama	12/7/03	-	7	2-3	0-0	0-0	1-0-1	0	0	0	0	1	4
MARYLAND	12/13/03	Did not play											
at James Madison	12/21/03	-	6	1-2	0-0	0-0	0-1-1	0	0	0	0	0	2
FURMAN	12/28/03	-	4	0-2	0-0	0-0	0-0-0	0	0	0	0	0	0
WAKE FOREST	12/29/03	-	10	1-1	0-0	0-0	0-0-0	2	0	0	0	0	2
LIBERTY	1/2/04	Did not play											
PROVIDENCE	1/4/04	-	9	1-6	0-0	0-1	3-2-5	1	0	0	0	0	2
at Rutgers	1/7/04	Did not play											
at Notre Dame	1/10/04	-	3	0-0	0-0	0-0	0-1-1	0	0	1	0	0	0
#19 VILLANOVA	1/14/04	-	19	2-5	0-0	3-3	1-3-4	0	0	0	0	0	7
at Georgetown	1/17/04	-	4	0-0	0-0	0-0	0-0-0	2	0	0	0	0	0
at Pittsburgh	1/21/04	-	6	1-2	0-0	0-0	0-2-2	0	0	0	0	0	6
#24 BOSTON COLLEGE	1/24/04	-	5	1-1	0-0	0-0	1-0-1	0	0	0	0	0	2
#4 CONNECTICUT	1/27/04	-	2	1-1	0-0	1-1	0-0-0	0	0	0	0	0	3
at Syracuse	1/31/04	-	3	1-1	0-0	0-0	1-0-1	1	0	0	0	0	2
SETON HALL	2/3/04	-	16	1-2	0-0	1-3	1-0-1	2	1	0	0	1	3
at West Virginia	2/10/04	-	20	2-7	0-0	0-0	3-1-4	2	0	1	0	1	4
#23 MIAMI	2/14/04	-	12	1-1	0-0	0-0	1-0-1	2	1	0	0	0	2
at Seton Hall	2/18/04	-	7	0-0	0-0	0-0	0-0-0	1	0	0	0	0	0
at Providence	2/21/04	-	13	1-3	0-0	0-0	1-3-4	3	0	1	0	0	2
PITTSBURGH	2/28/04	-	11	3-3	0-0	0-0	0-0-0	1	0	2	0	2	6
ST. JOHN'S	3/2/04	-	9	1-4	0-0	0-0	1-1-2	0	0	0	0	1	2
vs. Georgetown	3/6/04	-	3	0-1	0-0	0-0	1-0-1	1	0	0	0	0	0
at #4 Connecticut	3/7/04	Did not play											

### Simmons' Statistics

Year	G	GS	MP	FGM-Att	Pct.	3PTM-Att	Pct.	FTM-Att	Pct.	Reb.	Avg.	A	TO	Blk	ST	TP	Avg.
00-01	9	0	70	9-18	.500	0-1	.000	10-16	.625	14	1.6	2	6	0	3	28	3.1
01-02	17	0	113	16-36	.444	1-2	.500	6-8	.750	16	0.9	4	12	1	3	39	2.3
02-03	30	1	382	36-81	.444	0-3	.000	23-29	.793	78	2.6	7	22	5	18	95	3.2
03-04	24	1	184	21-48	.438	0-0	.000	5-10	.500	31	1.3	3	6	0	8	47	2.0
Totals	80	2	749	82-183	.448	1-6	.167	44-63	.698	139	1.7	16	46	6	32	209	2.6



# Updated Player Career and Season Statistics



## #25 Britney Anderson

### 6-0, Freshman, Guard/Forward

### Blacksburg, Va.

Has to ability to get to the rim and elevates very well ... Will help on the boards.

**2003-04 Notes:** Had nine points and nine rebounds versus WBC Ilirija ... Had four points with four steals and three rebounds in collegiate debut against Miami of Ohio (11/21/03) ... Scored two points with four rebounds and two steals at Virginia (11/23/03) ... Was credited with a rebound and an assist against Iowa State (11/28/03) ... Saw limited action in Paradise Jam tournament (11/28-29/03) ... Saw limited action against Old Dominion (12/03/03) ... Credited with one rebound at Alabama (12/7/03) ... Credited with an assist in limited action against Maryland 912/13/03) ... Had four points against Furman (12/28/03) ... Saw brief action versus Liberty (1/2/04) ... Tallied a career-high eight points with four rebounds and three assists against Providence (1/4/04) ... Had four points, two rebounds, one assist and one steal at Rutgers (1/7/04) ... Recorded two rebounds and one block at Notre Dame (1/10/04) ... Had two points against #19 Villanova (1/14/04) ... Credited with one rebound and one steal at Georgetown (1/17/04) ... Scored two points with two steals at Pittsburgh (1/21/04) ... Tallied two points versus #4 Connecticut (1/27/04) ... Scored two points with one assist, one steal and one block in first collegiate start at Syracuse (1/31/04) ... Had two points with four rebounds and two assists versus Seton Hall (2/4/04) ... Scored two points versus #23 Miami (2/14/04) ... Tallied two points with six rebounds, two steals and one block at Providence (2/21/04) ... Had four points against Pittsburgh (2/28/04) ... Scored four points versus St. John's (3/2/04).

### Britney's Career Highs

Points ..... 8 vs. Providence, 1/4/04  
 FG Attempted. .... 7 at Rutgers, 1/7/04  
 FG Made ..... 3 vs. Providence, 1/4/04  
 3PT FG Attempted ..... 0  
 3PT FG Made ..... 0  
 FT Attempted ..... 4 (three times)  
 FT Made ..... 4 vs. Furman, 12/28/03  
 Rebounds ..... 6 at Providence, 2/21/04  
 Assists ..... 3 (two times)  
 Blocks ..... 1 (two times)  
 Steals ..... 4 vs. Miami (Ohio), 11/21/03

### Britney's Season Highs

Points ..... 8 vs. Providence, 1/4/04  
 FG Attempted. .... 7 at Rutgers, 1/7/04  
 FG Made ..... 3 vs. Providence, 1/4/04  
 3PT FG Attempted ..... 0  
 3PT FG Made ..... 0  
 FT Attempted ..... 4 (three times)  
 FT Made ..... 4 vs. Furman, 12/28/03  
 Rebounds ..... 6 at Providence, 2/21/04  
 Assists ..... 3 (two times)  
 Blocks ..... 1 (two times)  
 Steals ..... 4 vs. Miami (Ohio), 11/21/03

### 2003-04 Game-by-Game Statistics

Opponent	Date	GS	Min	FG	3FG	FT	O-D-R	PF	A	TO	Blk	Stl	Pts
MIAMI (Ohio)	11/21/03	-	18	2-5	0-0	0-0	1-2-3	1	3	0	0	4	4
at #24 Virginia	11/23/03	-	15	1-4	0-0	0-0	2-2-4	0	0	1	0	2	2
vs. Iowa State	11/28/03	-	14	0-2	0-0	0-0	0-1-1	1	1	1	0	0	0
vs. Mississippi State	11/29/03	-	6	0-2	0-0	0-0	0-1-1	0	0	1	0	0	0
OLD DOMINION	12/3/03	-	2	0-0	0-0	0-0	0-0-0	0	0	1	0	0	0
at Alabama	12/7/03	-	3	0-0	0-0	0-0	0-1-1	0	0	0	0	0	3
MARYLAND	12/13/03	-	7	0-0	0-0	0-0	0-0-0	1	1	0	0	0	0
at James Madison	12/21/03	Did not play											
FURMAN	12/28/03	-	9	0-2	0-0	4-4	0-0-0	1	0	1	0	0	4
WAKE FOREST	12/29/03	Did not play											
LIBERTY	1/2/04	-	2	0-0	0-0	0-0	0-0-0	0	0	0	0	0	0
PROVIDENCE	1/4/04	-	22	3-6	0-0	2-4	0-4-4	0	3	2	0	1	8
at Rutgers	1/7/04	-	19	2-7	0-0	0-0	2-0-2	0	1	1	0	1	4
at Notre Dame	1/10/04	-	8	0-0	0-0	0-0	1-1-2	0	0	2	1	0	0
#19 VILLANOVA	1/14/04	-	8	1-1	0-0	0-0	0-0-0	1	0	2	0	0	2
at Georgetown	1/17/04	-	5	0-1	0-0	0-0	1-0-1	0	0	1	0	1	0
at Pittsburgh	1/21/04	-	11	1-1	0-0	0-0	0-1-1	3	1	2	0	2	2
#24 BOSTON COLLEGE	1/24/04	Did not play											
#4 CONNECTICUT	1/27/04	-	17	1-3	0-0	0-0	0-0-0	3	0	0	0	0	2
at Syracuse	1/31/04	*	16	1-3	0-0	0-0	0-0-0	0	1	0	1	1	2
SETON HALL	2/3/04	-	13	1-2	0-0	0-0	2-2-4	0	2	1	0	0	2
at West Virginia	2/10/04	Did not play											
#23 MIAMI	2/14/04	-	11	1-3	0-0	0-0	0-0-0	0	1	2	0	1	2
at Seton Hall	2/18/04	-	1	0-0	0-0	0-0	0-0-0	1	0	0	0	0	0
at Providence	2/21/04	-	15	1-2	0-0	0-0	2-4-6	2	1	0	1	2	2
PITTSBURGH	2/28/04	-	14	1-3	0-0	2-4	0-1-1	1	1	0	0	0	4
ST. JOHN'S	3/2/04	-	8	2-3	0-0	0-0	1-0-1	0	0	1	0	0	4
vs. Georgetown	3/6/04	Injured -- high ankle sprain											
at #4 Connecticut	3/7/04	Injured -- high ankle sprain											

### Anderson's Statistics

Year	G	GS	MP	FGM-Att	Pct.	3PTM-Att	Pct.	FTM-Att	Pct.	Reb.	Avg.	A	TO	Blk	ST	TP	Avg.
03-04	23	1	244	18-50	.360	0-0	.000	8-12	.667	32	1.4	16	19	3	15	40	1.9
Totals	23	1	244	18-50	.360	0-0	.000	8-12	.667	32	1.4	16	19	3	15	40	1.9

## Updated Player Career and Season Statistics



# #21 Brandy Fowler

## 6-1, Senior, Forward/Center

### Cary, N.C.

Brings size and athletic ability to the post position ... Runs the floor well ... Outstanding offensive rebounder and good defensive player

... Saw limited action last season after transferring from Louisburg College where she was a first-team NJCAA All-American and a Kodak Jr. College All-American.

**2003-04 Notes:** Scored eight points with seven rebounds against WBC Ilirija ... Scored a career-high seven points against Miami of Ohio (11/21/03) ... Had four points with five rebounds at Virginia (11/23/03) ... Saw limited action in Paradise Jam tournament (11/28-29/03) ... Did not play against Old Dominion (12/03/03) ... Did not play at Alabama (12/7/03) ... Had two rebounds in limited action against Maryland (12/13/03) ... Missed Furman (12/28/03), Wake Forest (12/29/03), Liberty (1/2/04), Providence (1/4/04), Rutgers (1/7/04) and Notre Dame (1/10/04) games due to inflammation in right knee ... Scored two points in two minutes versus Seton Hall (2/4/04) ... Had four points with two rebounds at Providence (2/21/04) ... Scored two points with two blocks versus Pittsburgh (2/28/04) ... Recorded one point with two steals against St. John's (3/2/04).

### Brandy's Career Highs

Points ..... 7 vs. Miami (Ohio), 11/21/03  
 FG Attempted ..... 3 (three times)  
 FG Made ..... 3 vs. Miami (Ohio), 11/21/03  
 3PT FG Attempted ..... 0  
 3PT FG Made ..... 0  
 FT Attempted ..... 3 (three times)  
 FT Made ..... 2 vs. Washington State, 11/30/02  
 Rebounds ..... 5 at Virginia, 11/23/03  
 Assists ..... 1 (three times)  
 Blocks ..... 2 vs. Pittsburgh, 2/28/04  
 Steals ..... 2 vs. St. John's, 3/2/04

### Brandy's Season Highs

Points ..... 7 vs. Miami (Ohio), 11/21/03  
 FG Attempted ..... 3 (two times)  
 FG Made ..... 3 vs. Miami (Ohio), 11/21/03  
 3PT FG Attempted ..... 0  
 3PT FG Made ..... 0  
 FT Attempted ..... 3 (two times)  
 FT Made ..... 1 (two times)  
 Rebounds ..... 5 at Virginia, 11/23/03  
 Assists ..... 1 vs. Iowa State, 11/28/03  
 Blocks ..... 2 vs. Pittsburgh, 2/28/04  
 Steals ..... 2 vs. St. John's, 3/2/04

### 2003-04 Game-by-Game Statistics

Opponent	Date	GS	Min	FG	3FG	FT	O-D-R	PF	A	TO	Blk	Stl	Pts
MIAMI (Ohio)	11/21/03	-	11	3-3	0-0	1-3	2-1-3	0	0	0	0	0	7
at #24 Virginia	11/23/03	-	13	2-2	0-0	0-2	3-2-5	1	0	3	0	0	4
vs. Iowa State	11/28/03	-	4	0-0	0-0	0-0	1-0-1	0	0	0	0	0	0
vs. Mississippi State	11/29/03	Did not play											
OLD DOMINION	12/3/03	Did not play											
at Alabama	12/7/03	Did not play											
MARYLAND	12/13/03	-	2	0-0	0-0	0-0	1-1-2	0	0	1	0	0	0
at James Madison	12/21/03	Did not play											
FURMAN	12/28/03	Injured -- Right knee inflammation											
WAKE FOREST	12/29/03	Injured -- Right knee inflammation											
LIBERTY	1/2/04	Injured -- Right knee inflammation											
PROVIDENCE	1/4/04	Injured -- Right knee inflammation											
at Rutgers	1/7/04	Injured -- Right knee inflammation											
at Notre Dame	1/10/04	Injured -- Right knee inflammation											
#19 VILLANOVA	1/14/04	Did not play											
at Georgetown	1/17/04	Did not play											
at Pittsburgh	1/21/04	Did not play											
#24 BOSTON COLLEGE	1/24/04	Did not play											
#4 CONNECTICUT	1/27/04	Did not play											
at Syracuse	1/31/04	Did not play											
SETON HALL	2/3/04	-	2	1-1	0-0	0-0	0-0-0	0	0	0	0	0	2
at West Virginia	2/10/04	Did not play											
#23MIAMI	2/14/04	Did not play											
at Seton Hall	2/18/04	Did not play											
at Providence	2/21/04	-	9	2-3	0-0	0-0	0-2-2	2	0	1	0	0	4
PITTSBURGH	2/28/04	-	9	1-1	0-0	0-1	1-0-1	1	0	0	2	0	2
ST. JOHN'S	3/2/04	*	11	0-1	0-0	1-3	1-0-1	2	0	1	0	2	1
vs. Georgetown	3/6/04	Did not play											
at #4 Connecticut	3/7/04	Did not play											

### Fowler's Statistics

Year	G	GS	MP	FGM-Att	Pct.	3PTM-Att	Pct.	FTM-Att	Pct.	Reb.	Avg.	A	TO	Blk	ST	TP	Avg.
02-03	10	1	65	5-9	.556	0-0	.000	2-3	.667	18	1.8	2	10	2	2	12	1.2
03-04	8	1	62	9-11	.818	0-0	.000	2-9	.222	15	1.9	1	6	2	0	20	2.5
Totals	18	2	127	14-20	.700	0-0	.000	4-12	.333	33	1.8	3	16	4	2	32	1.8



## Updated Player Career and Season Statistics



# #11 Nare Diawara

## 6-6, Freshman, Center

### Bamako, Mali

Will provide a tremendous presence in the paint ... Has the ability to alter or block shots ... Can score with her back to the basket.

**2003-04 Notes:** Scored seven points with seven rebounds and two blocks against WBC Ilirija ... Had one rebound in collegiate debut vs. Miami of Ohio (11/21/03) ... Recorded first collegiate block against Furman (12/28/03) ... Had two points, nine rebounds and one block versus Providence (1/4/04) ... Saw limited playing against #19 Villanova (1/14/04) ... Had two points versus Seton Hall (2/4/04) ... Credited with one rebound and one assist at Providence (2/21/04) ... Scored four points against Pittsburgh (2/28/04) ...

### Nare's Season Highs

Points ..... 4 vs. Pittsburgh, 2/28/04  
 FG Attempted ..... 5 vs. Providence, 1/4/04  
 FG Made ..... 1 vs. Providence, 1/4/04  
 3PT FG Attempted ..... 0  
 3PT FG Made ..... 0  
 FT Attempted ..... 2 (four times)  
 FT Made ..... 2 (two times)  
 Rebounds ..... 9 vs. Providence, 1/4/04  
 Assists ..... 1 at Providence, 2/21/04  
 Blocks ..... 1 (three times)  
 Steals ..... 0

### Nare's Career Highs

Points ..... 4 vs. Pittsburgh, 2/28/04  
 FG Attempted ..... 5 vs. Providence, 1/4/04  
 FG Made ..... 1 vs. Providence, 1/4/04  
 3PT FG Attempted ..... 0  
 3PT FG Made ..... 0  
 FT Attempted ..... 2 (four times)  
 FT Made ..... 2 (two times)  
 Rebounds ..... 9 vs. Providence, 1/4/04  
 Assists ..... 1 at Providence, 2/21/04  
 Blocks ..... 1 (three times)  
 Steals ..... 0

### 2003-04 Game-by-Game Statistics

Opponent	Date	GS	Min	FG	3FG	FT	O-D-R	PF	A	TO	Blk	Stl	Pts
MIAMI (Ohio)	11/21/03	-	5	0-1	0-0	0-2	0-1-1	0	0	0	0	0	0
at #24 Virginia	11/23/03	Did not play											
vs. Iowa State	11/28/03	Did not play											
vs. Mississippi State	11/29/03	Did not play											
OLD DOMINION	12/3/03	Did not play											
at Alabama	12/7/03	Did not play											
MARYLAND	12/13/03	Did not play											
at James Madison	12/21/03	Did not play											
FURMAN	12/28/03	-	2	0-0	0-0	0-0	0-0-0	0	0	0	1	0	0
WAKE FOREST	12/29/03	Did not play											
LIBERTY	1/2/04	Did not play											
PROVIDENCE	1/4/04	-	12	1-5	0-0	0-2	6-3-9	1	0	2	1	0	2
at Rutgers	1/7/04	Did not play											
at Notre Dame	1/10/04	Did not play											
#19 VILLANOVA	1/14/04	-	2	0-0	0-0	0-0	0-0-0	1	0	0	0	0	0
at Georgetown	1/17/04	Did not play											
at Pittsburgh	1/21/04	Did not play											
#24 BOSTON COLLEGE	1/24/04	Did not play											
#4 CONNECTICUT	1/27/04	Did not play											
at Syracuse	1/31/04	Did not play											
SETON HALL	2/3/04	-	2	0-0	0-0	2-2	0-0-0	0	0	0	0	0	2
at West Virginia	2/10/04	Did not play											
#23 MIAMI	2/14/04	Did not play											
at Seton Hall	2/18/04	Did not play											
at Providence	2/21/04	-	5	0-2	0-0	0-0	0-1-1	1	1	0	0	0	0
PITTSBURGH	2/28/04	-	4	1-1	0-0	2-2	1-0-1	0	0	0	0	0	4
ST. JOHN'S	3/2/04	-	5	0-0	0-0	0-0	0-1-1	1	0	0	1	0	0
vs. Georgetown	3/6/04	Did not play											
at #4 Connecticut	3/7/04	Did not play											

### Diawara's Statistics

Year	G	GS	MP	FGM-Att	Pct.	3PTM-Att	Pct.	FTM-Att	Pct.	Reb.	Avg.	A	TO	Blk	ST	TP	Avg.
03-04	8	0	37	2-9	.222	0-0	.000	4-8	.500	13	1.6	1	2	3	0	8	1.0
Totals	8	0	37	2-9	.222	0-0	.000	4-8	.500	13	1.6	1	2	3	0	8	1.0

## 2003-04 Game Summaries and Boxscores

**BLACKSBURG, Va. (11/21/03)** - The Virginia Tech women's basketball team kicked off their 2003-04 campaign with a convincing 77-60 win over the Miami RedHawks. The win improves Tech's record in home openers to 15-2, with 15 consecutive home-opening wins. Ieva Kublina paced the Hokies with 16 points, seven rebounds, and five blocks.

Tech assumed control from the tip with back-to-back lay-ups from Kerri Gardin and Erin Gibson to go up 4-0. The Hokies had a commanding 14-6 lead at the 13-minute mark before the RedHawks stormed back with 10 unanswered points to go up 16-14 on a Cindi Merrill jumper. Kublina quickly put an end to the run with two lay-ups to put the Hokies up 18-16 at the 7-minute mark, a lead the Hokies would not relinquish. A buzzer beating three-pointer by Fran Recchia increased the Hokies' lead to 41-28 at the half.

In the second half, Miami managed to dent Tech's lead, getting within eight points at the 13-minute mark. However, Tech quickly fired back with an eight-point run in which Erin Gibson took command with six points in under a minute and a half to go up 57-41.

A Gardin jumper at the 6-minute mark gave the Hokies a 21-point lead, their largest of the evening.

Kublina led four Tech players in double figures with 16 points and five blocks. Kublina's five blocks marks the eighth game in which she has recorded five or more blocks. Gibson notched her seventh career double-double with 14 points and a game-leading 10 boards. Dawn Chriss and Carrie Mason added 12 points each.

### Virginia Tech 77, Miami (Ohio) 60 Nov. 21, 2003; Cassell Coliseum

Miami Ohio (60)	MP	FG	FT	R	A	PF	TP
Smith	26	3-7	1-1	7	1	4	7
Day	28	6-12	3-4	4	1	5	15
Motto	31	3-11	0-0	9	2	1	6
Kozlowski	33	1-8	0-0	3	0	1	3
Merrill	27	3-13	0-0	6	3	4	7
Ntumba	6	0-0	0-0	1	0	1	0
Jackson	17	4-10	2-3	3	2	4	11
Beck	9	1-3	0-0	0	0	3	3
Burke	2	0-0	0-0	0	0	0	0
Lancaster	19	3-10	2-2	2	0	1	8
Miller	2	0-0	0-0	0	0	0	0
Team				6			
Totals	200	24-74	9-12	41	9	24	60

VT (77)	MP	FG	FT	R	A	PF	TP
Kublina	24	6-13	3-3	7	0	4	16
Chriss	32	3-7	6-8	8	4	2	12
Gardin	20	2-6	1-2	5	2	0	5
Gibson	29	4-7	6-9	10	2	1	14
Mason	32	5-14	1-2	2	1	0	12
Recchia	18	1-3	3-4	3	2	3	6
Diawara	5	0-1	0-2	1	0	0	0
Fowler	11	3-3	1-3	3	0	0	7
Anderson	18	2-5	0-0	3	3	1	4
Finnerty	11	0-1	1-2	4	0	1	1
Team				1			
Totals	200	26-60	22-35	47	14	12	77

Miami (Ohio)	28	32	—	60
Virginia Tech	41	36	—	77

#### PERCENTAGES:

MU	FG%	32.4	3PT%	17.6	FT%	75.0
VT	FG%	43.3	3PT%	23.1	FT%	62.9

**3-POINTERS** - MU 3 (Kozlowski, Jackson, Beck); VT 3 (Kublina, Mason, Recchia)

**BLOCKED SHOTS** - MU 1 (Day); VT 10 (Kublina 5, Chriss 2, Gibson 2, Gardin)

**STEALS** - MU 6 (Lancaster 2, Smith, Day, Kozlowski, Jackson); VT 9 (Anderson 4, Kublina 2, Mason 2, Chriss)

**TURNOVERS** - MU 16 (Day 3, Motto 3, Merrill 3, Jackson 3, Smith 2, Kozlowski, Beck); VT 14 (Gardin 3, Mason 3, Recchia 3, Chriss 2, Finnerty 2, Gibson)

**TECHNICAL FOULS** - None

**OFFICIALS:** Patti Fernandes, John Jones, Jonn Almaroke

**ATTENDANCE:** 2,687

**CHARLOTTESVILLE, Va. (11/23/03)** -- Virginia Tech proved there is a first time for everything as the Hokies defeated the 24th-ranked Virginia Cavaliers 63-62 for their first-ever win as a varsity team in Charlottesville.

Sophomore Carrie Mason led the Hokies with 18 points, while fellow sophomore Dawn Chriss provided 11 points. Mason also notched three assists and four steals. Senior Ieva Kublina got into some foul trouble but still managed to lead the Hokies on the boards with 10. She tallied seven points. Brandi Teamer led the Cavaliers with a double-double of 19 points and 11 rebounds. LaTonya Blue came off the bench to score all 15 of her points in the second half. For the game, Virginia Tech shot 43 percent (24-of-56) and outrebounded the Cavaliers 38-36.

The Hokies survived a furious Cavalier rally in the second half after Virginia Tech went up by as many as 14. Leading 63-62 with 4.8 seconds left, the Hokies denied two Cavalier game-winning attempts, including a turnaround jumper in the lane that Teamer missed. Virginia Tech opened up its largest lead, 48-34, at 14:46 of the second half after leading 36-30 at the break. Chriss keyed the 12-4 run with seven points. Over the next 11 minutes, however, the Cavaliers trimmed the lead to just two, at 59-57 after a fastbreak layup by Anna Prillaman. The Hokies scored the next four points to grab a 63-57 lead at 2:34, then held on as the Cavaliers applied the pressure and crept to within one.

### Virginia Tech 63, #24 Virginia 62 Nov. 23, 2003; University Hall

VT (63)	MP	FG	FT	R	A	PF	TP
Kublina	26	2-11	3-3	10	1	4	7
Gardin	27	3-10	1-2	2	4	2	7
Gibson	26	3-7	0-1	6	0	3	6
Chriss	34	5-9	1-1	6	2	2	11
Mason	39	7-15	1-3	2	3	1	18
Copeland	1	0-0	0-0	0	0	0	0
Recchia	4	0-0	4-4	0	0	0	4
Fowler	13	2-2	0-2	5	0	1	4
Anderson	15	1-4	0-0	4	0	0	2
Simmons	2	0-0	0-0	0	0	0	0
Finnerty	13	1-3	2-2	1	1	1	4
Team				0			
Totals	200	24-61	12-18	36	11	14	63

#24 UVa (62)	MP	FG	FT	R	A	PF	TP
Teamer	30	7-15	5-7	11	2	3	19
Crosswhite	20	2-5	0-0	3	1	5	5
Kreager	24	2-8	0-0	6	0	3	4
Grant-Fairley	11	0-2	0-0	0	0	0	0
Prillaman	37	4-7	0-0	1	4	1	10
Chatman	1	0-0	0-0	0	0	0	0
Williams	18	3-7	1-4	5	0	2	7
McGuire	18	0-0	0-0	1	1	0	0
Blue	20	5-9	2-2	4	4	2	15
Wulff	3	0-0	0-0	0	0	0	0
Sardin	12	1-2	0-0	2	0	3	2
O'Reggio	6	0-1	0-0	2	0	0	0
Team				1			
Totals	200	24-56	8-13	38	13	19	62

Virginia Tech

#24 Virginia

PERCENTAGES:

VT	FG%	39.3	3PT%	30.0	FT%	66.7
UVa	FG%	42.9	3PT%	54.5	FT%	61.5

**3-POINTERS** - VT 3 (Mason 3); UVa 6 (Blue 3, Prillaman 2, Crosswhite)

**BLOCKED SHOTS** - VT 2 (Gardin, Chriss); UVa 4 (Teamer, Prillaman, Chatman, Blue)

**STEALS** - VT 12 (Mason 4, Gardin 2, Chriss 2, Anderson 2, Kublina, Gibson); UVa 6 (Williams 2, McGuire 2, Crosswhite, Blue)

**TURNOVERS** - MU 15 (Gibson 3, Mason 3, Fowler 3, Finnerty 3, Kublina, Gardin, Anderson); UVa 19 (Teamer 5, Kreager 2, Grant-Fairley 2, Prillaman 2, Chatman 2, Blue 2, Crosswhite, Williams, McGuire, Sardin)

**TECHNICAL FOULS** - None

**OFFICIALS:** Nan Sisk, Susan Blauch, Ed Novak

**ATTENDANCE:** 3,031

### ST. THOMAS, U.S. Virgin Islands (11/28/03)

- Clutch free throw shooting down the stretch and a balanced scoring attack proved to be the differences in Virginia Tech's 67-57 victory Friday night over Iowa State in the first round of the Paradise Jam being played on the campus of the University of the Virgin Islands.

Tech made 9-of-10 free throws in the final two and a half minutes and added a Fran Recchia three-pointer to squelch an Iowa State rally and claim the victory. The Hokies led by as many as 13 points in the second half only to see the Cyclones cut the margin to 40-37 with 10:59 remaining in the contest. An Erin Gibson layup and a Ieva Kublina three-pointer regained the momentum for Tech and Iowa State could get no closer than six points the rest of the way.

Virginia Tech placed five players in double figures led by Gibson with 14 points followed by Kublina, Recchia and Dawn Chriss with 12 each. Carrie Mason added 11 points in the Hokies' win. Kublina and Recchia each pulled down eight rebounds while Kublina and Gibson finished with three blocks each as the Hokies rejected nine as a team. Tech has now blocked 21 shots in three games this season. The eight rebounds for Recchia were a career high.

Iowa State was led by Lyndsey Medders with a game-high 19 points followed by Anne O'Neil with 13 points and Brittany Wilkins with 10.

### #24 Virginia Tech 67, Iowa State 57 University of the Virgin Islands Paradise Jam Nov. 28, 2003; Sport & Fitness Center

ISU (57)	MP	FG	FT	R	A	PF	TP
Kreiner	31	3-5	0-0	7	1	5	6
Fox	30	2-7	0-0	4	0	3	4
O'Neil	35	2-7	9-10	5	2	0	13
Paustian	21	0-1	0-0	1	0	1	21
Ronhovde	27	2-7	0-0	6	0	1	27
Medders	30	7-13	3-4	3	5	3	19
Wilkins	26	5-9	0-1	5	0	3	10
Team				5			
Totals	200	21-49	12-15	36	8	16	57

#24 VT (67)	MP	FG	FT	R	A	PF	TP
Kublina	33	5-13	0-0	8	1	2	12
Gardin	16	1-7	4-4	2	2	2	6
Gibson	38	6-10	2-3	4	2	0	14
Chriss	24	3-11	6-6	0	0	4	12
Mason	39	3-7	4-6	5	4	1	11
Copeland	5	0-0	0-0	0	1	0	0
Recchia	24	4-9	2-2	8	1	0	12
Fowler	4	0-0	0-0	1	1	0	0
Anderson	14	0-2	0-0	1	1	1	0
Simmons	1	0-0	0-0	0	0	0	0
Finnerty	2	0-2	0-1	1	0	0	0
Team				4			
Totals	200	22-61	18-22	34	13	10	67

Iowa State	21	36	—	57
#24 Virginia Tech	32	35	—	67

#### PERCENTAGES:

ISU	FG%	42.9	3PT%	23.1	FT%	80.0
VT	FG%	36.1	3PT%	55.6	FT%	81.8

**3-POINTERS** - ISU 3 (Medders 2, Ronhovde); VT 5 (Kublina 2, Recchia 2, Mason)

**BLOCKED SHOTS** - ISU 4 (Wilkins 3, Kreiner); VT 9 (Kublina 3, Gibson 3, Mason 2, Chriss)

**STEALS** - ISU 8 (Kreiner 5, O'Neil 2, Paustian); VT 9 (Chriss 3, Mason 3, Recchia 2, Kublina)

**TURNOVERS** - ISU 15 (Fox 5, Kreiner 2, O'Neil 2, Medders 2, Wilkins 2, Ronhovde, Team); VT 11 (Kublina 2, Gardin 2, Gibson 2, Mason, Copeland, Recchia, Anderson, Finnerty)

**TECHNICAL FOULS** - None

**OFFICIALS:** Kathy Lynch, Bruce Morris, Joann Aldrich

**ATTENDANCE:** 1,266

## 2003-04 Game Summaries and Boxscores

**ST. THOMAS, U.S. Virgin Islands (11/29/03)** - Virginia Tech used a 7-0 run at the end of the game and a career night from Carrie Mason to defeat Mississippi State 63-56 in the championship game of the University of the Virgin Islands Paradise Jam played at the Sport and Fitness Center on the UVI campus.

Tech saw a 10-point lead evaporate late in the game but managed to hit free throws down the stretch to claim the title. With the score tied at 56, Erin Gibson put back a miss of her own shot and was fouled with :32 seconds left in the game. Gibson could not convert the three-point play but Dawn Chriss grabbed the offensive rebound and passed out to Mason who was fouled. Mason converted two free throws with :23 remaining to put Tech up 60-56. The Lady Bulldogs Tan White turned the ball over and Ieva Kublina sank one of two free throws to increase the advantage to five with only thirteen ticks remaining on the clock. White missed a trey and Mason iced the game with two more free throws.

Mason, the tournament Most Valuable Player, tied her career-high with 24 points including three treys and was 7-of-7 at the charity stripe. Kublina, named to the All-tournament team, added 17 points and three blocks. The game marked the 64th game in which Kublina has reached double-figure scoring and the 34th time she has been credited with three or more blocks. Gibson added eight points and 11 boards in the victory.

### #24 Virginia Tech 63, Mississippi State 56 University of the Virgin Islands Paradise Jam Nov. 28, 2003; Sport & Fitness Center

#24 VT (63)	MP	FG	FT	R	A	PF	TP
Kublina	35	7-13	3-4	5	0	0	17
Gardin	11	0-2	0-0	0	1	1	0
Gibson	34	4-9	0-1	11	0	0	8
Chriss	32	3-5	2-2	8	4	1	8
Mason	39	7-13	7-7	5	1	1	24
Copeland	24	3-6	0-2	5	1	3	6
Recchia	9	0-1	0-0	1	1	1	0
Anderson	6	0-2	0-0	1	0	0	0
Simmons	7	0-0	0-0	0	1	2	0
Finnerty	4	0-0	0-0	0	0	0	0
Team				3			
Totals	200	24-51	12-16	39	9	19	63

MSU (56)	MP	FG	FT	R	A	PF	TP
Burton	2	0-1	0-0	0	0	0	0
Kates	36	2-4	0-0	2	1	2	6
Burns	35	4-11	3-3	6	2	1	11
White	34	3-13	1-2	3	2	3	8
Anderson	26	7-13	0-0	4	1	2	15
Chekwa	12	0-1	0-0	2	1	3	0
Carter	17	2-6	0-0	1	2	0	6
Warren	19	3-9	0-0	4	1	2	8
Ferguson	8	0-0	0-0	0	1	1	0
McKinney	9	1-4	0-0	0	0	0	2
Hilliard	2	0-0	0-0	0	0	0	0
Team				1			
Totals	200	22-62	4-5	28	11	14	56

#24 Virginia Tech	MP	FG	FT	R	A	PF	TP
Mississippi State	35	38	—	63			
	26	30	—	56			

**PERCENTAGES:**

VT	FG%	47.1	3PT%	42.9	FT%	75.0
MSU	FG%	35.5	3PT%	36.4	FT%	80.0

**3-POINTERS** - VT 3 (Mason 3); MSU 8 (Kates 2, Carter 2, Warren 2, White, Anderson)

**BLOCKED SHOTS** - VT 4 (Kublina 3, Mason); MSU 3 (Anderson, Warren, McKinney)

**STEALS** - VT 7 (Chriss 2, Mason 2, Simmons 2, Copeland); MSU 10 (Burns 2, Anderson 2, Warren 2, White, Chekwa, Carter, McKinney)

**TURNOVERS** - VT 23 (Chriss 6, Kublina 4, Gibson 3, Mason 3, Copeland 3, Recchia, Anderson, Simmons, Finnerty); MSU 16 (Burns 4, Chekwa 3, White 2, Warren 2, McKinney 2, Kates, Anderson, Team)

**TECHNICAL FOULS** - None

**OFFICIALS:** Joanne Aldrich, Norma Jones, Bruce Morris

**ATTENDANCE:** 2,369

**BLACKSBURG, Va. (12/3/03)** - The Virginia Tech women's basketball team improved to 5-0 on the year and 17-0 under Bonnie Henriksen against teams from Virginia as they edged intra-state rival Old Dominion, 79-72, at Cassell Coliseum.

Led by 20-point efforts from three Hokies, Virginia Tech rallied from a one-point deficit at halftime (35-34) to lead by as many as 14 in the final half. Sophomore Dawn Chriss poured in a career high 21 points to go along with seven rebounds, while senior Ieva Kublina, playing in her 100th career game, notched 21 as well. Kublina also pulled down eight rebounds.

Hokie junior Erin Gibson contributed a season-high 20 points to go along with a team-high nine rebounds as the Hokies won the battle of the boards, 39-32. Sophomore Carrie Mason dished out a team-high six assists.

Trailing 47-43 with 15:09 left in the game, the Hokies went on an 8-0 run, capped by a Gibson layup at 12:17, to take a 51-47 lead they never relinquished. Lady Monarch leading scorer Monique Coker picked up her fourth foul at 15:39, opening the door for the Hokie run. The Hokies then outscored the Lady Monarchs 15-5 over the next 4:17 to push the lead to its largest, at 66-52 with eight minutes left. The Lady Monarchs trimmed the lead to single digits three times in the final eight minutes but never got any closer than seven points.

### #19/24 Virginia Tech 79, Old Dominion 72 Dec. 3, 2003; Cassell Coliseum

ODU (72)	MP	FG	FT	R	A	PF	TP
Davis	29	6-13	2-2	5	2	2	14
Coker	31	7-12	4-5	10	5	4	18
Nhassengo	25	3-8	1-2	3	1	2	7
Spence	34	3-7	2-2	5	2	3	10
Grant	38	10-19	1-2	1	1	4	21
Lyons	9	1-2	0-0	1	0	0	2
Wilson	8	0-1	0-0	0	1	1	0
Koukouvinou	2	0-0	0-0	0	0	0	0
Calwell	6	0-2	0-0	0	0	3	0
Triggs	18	0-4	0-0	2	0	1	0
Team				5			
Totals	200	30-68	10-13	32	12	20	72

#19/24 VT (79)	MP	FG	FT	R	A	PF	TP
Gardin	18	2-7	0-2	7	3	0	4
Gibson	37	8-14	4-4	9	1	3	20
Kublina	35	7-10	6-7	8	3	3	21
Chriss	38	6-9	9-11	7	2	3	21
Mason	40	4-10	1-2	1	6	1	9
Copeland	7	0-0	0-0	0	0	0	0
Recchia	15	0-2	0-0	2	0	0	0
Anderson	2	0-0	0-0	0	0	0	0
Simmons	5	1-3	0-2	2	0	0	2
Finnerty	3	1-3	0-0	1	0	0	2
Team				2			
Totals	200	29-58	20-28	39	15	10	79

Old Dominion	MP	FG	FT	R	A	PF	TP
#19/24 Virginia Tech	35	37	—	72			
	34	45	—	79			

**PERCENTAGES:**

ODU	FG%	44.1	3PT%	22.2	FT%	76.9
VT	FG%	50.0	3PT%	33.3	FT%	71.4

**3-POINTERS** - ODU 2 (Spence 2); VT 1 (Kublina)

**BLOCKED SHOTS** - ODU 7 (Triggs 4, Coker 2, Calwell); VT 6 (Gibson 2, Chriss 2, Recchia, Gardin)

**STEALS** - ODU 8 (Nhassengo 3, Coker 2, Grant, Wilson, Davis); VT 6 (Gibson 2, Chriss 2, Recchia, Gardin)

**TURNOVERS** - ODU 14 (Coker 4, Nhassengo 4, Spence 2, Lyons 2, Calwell, Triggs); VT 15 (Gardin 4, Kublina 3, Mason 2, Recchia 2, Gibson, Chriss, Copeland, Anderson)

**TECHNICAL FOULS** - None

**OFFICIALS:** Lisa Mattingly, Tom Danaher, Bryan Brunette

**ATTENDANCE:** 2,722

**TUSCALOOSA, Ala. (12/7/03)** - Defense proved to be the difference Sunday afternoon in Virginia Tech's 68-51 victory over Alabama in Coleman Coliseum. The Tech win snapped the Crimson Tide's 53-game home winning streak against non-conference opponents and continued the Hokies' second-best start in school history.

Virginia Tech limited Alabama to only 19 second half points to win the first-ever meeting between the two programs. Tech held the Tide to only 26.3 percent (5-19) in the second half and 30.8 percent for the game.

Erin Gibson led Tech with 13 points and 12 rebounds followed by Ieva Kublina and Dawn Chriss also with 13 points. The double-double was Gibson's second of the season and eighth of her career. Carrie Mason added nine points and five steals.

After trailing 32-29 at the half, Tech battled the Tide to a 36-36 tie with just over 16 minutes remaining in the contest. The Hokies outscored Alabama 32-15 the rest of way to secure the victory. Alabama dominated the boards in the opening half, 27-19, but Tech responded in the second half with a 19-11 advantage. Free throws again proved to be a key factor in a Hokie victory as Tech connected on 79.3 percent (23-29) of its charity tosses while the Tide made only 53.1 percent (17-32).

Alabama was led by Monique Bivins and Navonda Moore with 12 points each followed by Lauren Hill with 10 points.

### #19/24 Virginia Tech 68, Alabama 51 Dec. 7, 2003; Coleman Coliseum

#19/24 VT (79)	MP	FG	FT	R	A	PF	TP
Gardin	15	1-5	2-4	1	0	4	4
Gibson	36	4-7	5-6	12	0	4	13
Kublina	31	5-13	2-2	6	2	3	13
Chriss	32	2-8	8-10	2	2	4	13
Mason	38	2-6	5-5	3	5	2	9
Copeland	25	3-5	0-0	5	0	3	6
Recchia	7	2-4	0-0	0	0	0	5
Anderson	3	0-0	0-0	1	0	0	0
Simmons	7	2-3	0-0	1	0	3	4
Finnerty	6	0-0	1-2	1	0	2	1
Team				6			
Totals	200	21-51	23-29	38	9	22	68

Alabama (51)	MP	FG	FT	R	A	PF	TP
Freeman	20	1-6	1-2	2	0	2	3
Hill	17	4-7	1-1	3	0	3	10
Hamilton	12	0-3	0-2	3	0	2	0
Redus	22	1-1	1-3	1	1	4	3
Sipe	13	0-0	0-0	5	1	1	0
Drury	1	0-0	0-0	0	0	0	0
Mastin	17	2-4	3-6	1	2	2	7
Taylor	1	0-0	0-0	0	0	0	0
Bivins	27	3-10	6-9	7	0	2	12
Gamble	23	1-4	0-0	4	1	4	2
Moore	21	3-8	5-8	3	0	3	12
Merrinweather	26	1-3	0-1	6	0	2	2
Team				6			
Totals	200	16-52	17-32	41	5	25	51

#19/24 Virginia Tech	MP	FG	FT	R	A	PF	TP
Alabama	29	39	—	68			
	32	19	—	51			

**PERCENTAGES:**

VT	FG%	41.2	3PT%	33.3	FT%	79.3
UA	FG%	30.8	3PT%	25.0	FT%	53.1

**3-POINTERS** - VT 3 (Kublina, Chriss, Recchia); UA 2 (Hill, Moore)

**BLOCKED SHOTS** - VT 5 (Chriss 3, Kublina, Copeland); UA 5 (Hamilton 2, Merrinweather 2, Freeman)

**STEALS** - VT 9 (Chriss 3, Copeland 3, Mason 2, Simmons); UA 5 (Redus, Sipe, Bivins, Gamble, Moore)

**TURNOVERS** - VT 18 (Gibson 7, Copeland 4, Chriss 3, Kublina 2, Gardin, Mason); UA 22 (Hill 5, Freeman 3, Redus 3, Bivins 3, Gamble 3, Mastin 2, Moore 2, Sipe)

**TECHNICAL FOULS** - None

**OFFICIALS:** John Morningstar, Art Bomengen, Terri Maddock

**ATTENDANCE:** 1,250



## 2003-04 Game Summaries and Boxscores

**BLACKSBURG, Va.(12/13/03)** -Virginia Tech maintained its' undefeated streak, defeating future ACC rival Maryland by a final tally of 63-43, in Cassell Coliseum. The Hokies (7-0) used a dominating second half performance to extend a six-point half time lead to as many as 23 at one point. Ieva Kublina paced Tech with her 17th career double-double as she poured in 14 points and 10 boards.

The first half was marred by poor shooting and turnovers from both teams as they shot well under 30 percent with each committing 10 turnovers. Tech assumed an early 13-5 lead on a Kerri Gardin three-pointer followed by a Megan Finnerty free throw, however Maryland quickly countered with an eight-point run to even the score at 13 all with 8:26 left in the first. Tech would regain the lead at the seven-minute mark, going up 17-13 on a Kublina layup. Both teams' shooting would get even colder as the next five minutes were played scoreless until Anesia Smith's jumper at 2:14 brought the Terps within two. Tech would quickly add four points to assume a 21-15 lead going into the half.

The second half was a stark contrast to the first as the Hokies came out gunning, going on a 13-4 run to open the half and extend their lead to 15, 34-19, on an Erin Gibson layup. Maryland would narrow the lead to just eight, 34-26, with 14:39 remaining, but that would be as close as the Terps would come. Back-to-back baseline jumpers from Kerri Gardin would key an 11-point run, lasting five minutes, that would extend the Hokies' lead to 21 with 8:27 remaining. For the remainder of regulation, the Terps would never get closer than 18 points.

### #18/20 Virginia Tech 63, Maryland 43 Dec. 13, 2003; Cassell Coliseum

UM (43)	MP	FG	FT	R	A	PF	TP
Washington	13	1-3	0-1	3	1	2	2
Fisher	17	0-7	0-0	1	0	3	0
Doron	26	4-10	2-3	4	0	2	10
France	30	5-8	2-3	4	1	3	12
Smith	35	5-13	0-0	2	2	1	10
Brick	12	1-4	0-0	1	0	0	2
Carr	19	0-2	0-0	4	0	2	0
Henson	5	0-1	0-0	0	0	2	0
Ross	9	0-0	0-0	1	0	2	0
Oliver	34	3-8	0-0	5	0	1	7
Team				2			
Totals	200	19-56	4-7	27	4	18	43

#18/20 VT (63)	MP	FG	FT	R	A	PF	TP
Gardin	19	5-10	2-3	3	2	0	13
Gibson	27	3-4	0-0	5	0	4	6
Kublina	37	5-12	3-4	10	1	1	14
Chriss	20	2-6	0-0	4	1	4	4
Mason	34	6-13	2-2	3	3	2	16
Copeland	21	1-7	0-0	7	3	2	2
Recchia	19	0-3	2-2	1	0	0	2
Fowler	2	0-0	0-0	2	0	0	0
Anderson	7	0-0	0-0	0	1	1	0
Finnerty	14	1-3	4-6	5	0	1	6
Team				6			
Totals	200	23-58	13-17	46	11	15	63

Maryland	15	28	—	43
#18/20 Virginia Tech	21	42	—	63

#### PERCENTAGES:

UM	FG%	33.9	3PT%	20.0	FT%	57.1
VT	FG%	39.7	3PT%	40.0	FT%	76.5

**3-POINTERS** - UM 1 (Oliver); VT 4 (Mason 2, Kublina, Gardin)

**BLOCKED SHOTS** - UM 4 (Washington, Fisher, Ross, Oliver); VT 4 (Chriss 2, Kublina, Finnerty)

**STEALS** - UM 9 (France 2, Smith 2, Oliver 2, Washington, Fisher, Doron); VT 7 (Copeland 3, Gardin, Kublina, Chriss, Finnerty)

**TURNOVERS** - UM 19 (Doron 6, Oliver 3, France 2, Henson 2, Washington, Fisher, Smith, Brick, Carr, Ross); VT 20 (Kublina 5, Mason 4, Gardin 3, Copeland 3, Chriss 2, Recchia, Fowler, Team)

**TECHNICAL FOULS** - None

**OFFICIALS:** Bill Titus, John Morningstar, John Almarode

**ATTENDANCE:** 3,006

### HARRISONBURG, Va. (12/21/03) -The #16/17

Virginia Tech women's basketball team maintained its unbeaten streak by holding off James Madison University, 60-53, at the JMU Convocation Center. Erin Gibson led the Hokies with 15 points and 12 rebounds to record her third double-double of the season.

Tech assumed an early 5-0 lead on a Carrie Mason three-pointer followed by a Kirby Copeland fastbreak layup at the 14:44 mark. The Hokies could not extend their lead past five as the Dukes' zone held Tech to just 30 percent shooting in the half.

The Dukes would battle back to even the contest when Mary Beth Culbertson converted on a three-point play with 10:14 remaining in the half. Tech regained the lead on two foul shots followed by an Erin Gibson layup at the 2:42 mark to put the Hokies up 25-20. However, the Dukes would close that margin to two, 25-23, at the half as Lesley Dickinson completed the three-point play with 37 seconds remaining in the half.

In the second half, the Dukes overcame the two point deficit to assume their first lead of the game, 30-29, on a Jody LeRose three-pointer at the 18:10 mark. JMU appeared poised to pull away as Krystal Brooks increased the lead to four with 12:27 remaining. However, the Hokies regained their composure, rattling off a 17-1 run between the 12:04 and 5:18 marks to amass a 13-point, 56-43 lead. Freshman Kirby Copeland had six of her career-high 11 points during that run.

Dawn Chriss scored 14 for the Hokies and recorded a career-high with nine rebounds on a day that saw Tech outrebound the Dukes 47-33, matching a season-high total for Tech.

### #16/17 Virginia Tech 60, James Madison 53 Dec. 21, 2003; JMU Convocation Center

#16/17 VT (60)	MP	FG	FT	R	A	PF	TP
Kublina	31	3-12	2-4	7	2	5	8
Gardin	17	0-3	2-2	4	6	1	2
Gibson	35	5-11	5-8	12	0	2	15
Chriss	36	5-9	4-5	9	2	3	14
Mason	40	1-7	3-4	3	2	0	6
Copeland	18	3-8	5-6	5	0	1	11
Recchia	9	1-4	0-0	1	0	0	2
Simmons	6	1-2	0-0	1	0	0	2
Finnerty	8	0-0	0-1	0	0	1	0
Team				5			
Totals	200	19-56	21-30	47	12	13	60

JMU (53)	MP	FG	FT	R	A	PF	TP
Dickinson	34	2-14	3-3	4	1	5	7
Alexis	29	3-7	2-2	8	1	2	8
Dobbins	13	1-2	0-0	2	0	1	2
LeRose	31	4-10	3-8	3	0	2	11
McCall	31	5-14	1-2	6	2	5	11
Benvenuto	30	0-2	3-4	2	7	3	3
Culbertson	19	1-1	1-1	1	1	2	3
Brooks	13	4-6	0-2	3	0	4	8
Sywassink	0+	0-1	0-0	0	0	0	0
Team				4			
Totals	200	20-57	10-14	33	12	24	53

#16/17 Virginia Tech	25	35	—	60
James Madison	23	30	—	53

#### PERCENTAGES:

VT	FG%	33.9	3PT%	10.0	FT%	70.0
JMU	FG%	35.1	3PT%	30.0	FT%	71.4

**3-POINTERS** - VT 1 (Mason); JMU 3 (LeRose 3)

**BLOCKED SHOTS** - VT 2 (Chriss 2); JMU 2 (Dobbins 2)

**STEALS** - VT 7 (Mason 5, Kublina, Copeland); JMU 7 (Dickinson 2, Benvenuto 2, Alexis, Dobbins, LeRose)

**TURNOVERS** - VT 16 (Chriss 7, Gibson 3, Copeland 2, Kublina, Gardin, Recchia, Finnerty); JMU 16 (Dickinson 3, Benvenuto 3, Dobbins 2, LeRose 2, McCall 2, Culbertson 2, Alexis, Brooks)

**TECHNICAL FOULS** - None

**OFFICIALS:** Susan Blauch, John Morningstar, Kristi Vera

**ATTENDANCE:** 1,584

**BLACKSBURG, Va.(12/28/03)** -The Virginia Tech women's basketball team used a late first half push combined with a dominating second half to defeat Furman, 83-70, in the opening round of the Virginia Lottery Lady Luck Classic today at Cassell Coliseum.

Carrie Mason opened up the first half with three of her 10 first half points with the Hokies jumping out to an early 5-0 lead on a Ieva Kublina layup at the 17:42 mark. Furman would battle back to gain the lead, 14-12 on an Orion Wake layup at the 11:54 mark. The lead would be the Lady Paladins last of the game as Tech quickly put together a 10-0 run during the next five minutes to take a 22-14 lead with seven minutes remaining in the first. Tech would go on to outscore Furman 13-6 during the final four minutes of the half to take a 37-28 lead into the locker room.

Tech opened up the second half on a 10-4 run to go up 15, 47-32, on two Erin Gibson free throws with 14:44 left to play. The Hokies' lead would never dip below 10 for the remainder of regulation and would be extended to as many as 19 three different times during the second half. Furman went on a 5-0 run to close out the game and narrow the margin to 13, 83-70. The win is Tech's 11th straight in the tournament, which they have won the last five years.

Gibson recorded 10 of her game high 16 rebounds during the second half as she recorded her fourth double-double of the season and second consecutive as she added 14 points the Hokies' effort. Kerri Gardin matched a career-high with six assists for the second straight game.

### #15/16 Virginia Tech 83, Furman 70 Dec. 28, 2003; Cassell Coliseum Lady Luck Classic First Round

FU (70)	MP	FG	FT	R	A	PF	TP
Wake	22	5-11	2-3	9	0	5	12
Nadalín	24	4-8	2-3	8	1	1	10
Lawrence	16	3-7	0-0	3	2	4	6
Paris	26	3-6	8-10	0	2	3	14
Shealey	35	4-23	2-2	8	3	0	10
Strickland	16	0-2	0-0	0	0	3	0
Wells	13	0-1	4-4	3	0	1	4
Harris	9	0-1	0-0	2	0	2	0
Few	21	3-5	2-2	3	2	2	8
Roach	18	3-4	0-0	2	0	2	6
Team				5			
Totals	200	25-68	20-24	43	10	23	70

#15/16 VT (83)	MP	FG	FT	R	A	PF	TP
Gardin	23	2-6	0-2	3	6	1	4
Gibson	30	4-13	6-6	16	1	2	14
Kublina	32	8-14	7-7	6	2	3	25
Chriss	19	3-5	1-1	1	0	2	7
Mason	34	5-10	2-2	3	5	2	14
Copeland	18	4-5	1-2	1	4	4	9
Recchia	18	1-3	0-0	1	3	1	3
Diawara	2	0-0	0-0	0	0	0	0
Anderson	9	0-2	4-4	0	0	1	4
Simmons	4	0-2	0-0	0	0	3	0
Finnerty	11	1-1	1-2	1	0	2	3
Team				6			
Totals	200	28-61	22-26	38	21	21	83

Furman	28	42	—	70
#15/16 Virginia Tech	37	46	—	83

#### PERCENTAGES:

FU	FG%	36.8	3PT%	0.0	FT%	83.3
VT	FG%	45.9	3PT%	45.5	FT%	84.6

**3-POINTERS** - FU 0; VT 5 (Mason 2, Kublina 2, Recchia)

**BLOCKED SHOTS** - FU 3 (Nadalín, Shealey, Roach); VT 4 (Kublina 2, Gardin, Diawara)

**STEALS** - FU 8 (Nadalín 2, Shealey 2, Lawrence, Paris, Strickland, Few); VT 6 (Gardin 3, Mason 2, Gibson)

**TURNOVERS** - FU 19 (Shealey 4, Harris 4, Paris 3, Wake 2, Roach 2, Nadalín, Lawrence, Strickland, Few); VT 17 (Mason 4, Copeland 4, Gardin 3, Kublina 2, Gibson, Chriss, Anderson, Finnerty)

**TECHNICAL FOULS** - None

**OFFICIALS:** Bill Titus, Bryan Brunette, Kathy Ridilla

**ATTENDANCE:** 2,525

# 2003-04 Game Summaries and Boxscores

**BLACKSBURG, Va.(12/29/03)** - For 37 minutes, it looked like the visiting Wake Forest Demon Deacons were going to put an end to Virginia Tech's perfect women's basketball season. For the final three minutes, however, the Hokies made sure their opponent didn't spoil the fun, rallying for a 70-59 win against the Deacons to win the 2003 Virginia Lottery Lady Luck Classic Championship. It was the Hokies' sixth consecutive title in the Lady Luck Classic and 12th consecutive tournament win.

After falling behind in the first half and still trailing 55-54 with 2:59 left in the contest, the Hokies outscored the Demon Deacons 16-5 to pull away and improve to 10-0 on the season. During the run, the Hokies made eight-of-nine free throws.

Hokie senior Ieva Kublina was named the Most Valuable Player of the tournament after her 15-point performance against WFU. Kublina notched 40 points during the two games. Kublina was seven-of-seven from the charity stripe. Erin Gibson also earned a spot on the all-tournament team with her third consecutive double-double. She tallied 13 points and pulled down 10 rebounds. Dawn Chriss led the Hokies with 17 points and also had eight rebounds, while Kerri Gardin had her first double-double of the year with 13 points and 13 caroms.

The Hokies trailed 29-23 at the half, the third time this season they had trailed at intermission. The visitors stretched the lead to as many as seven, at 34-27, with 16:25 left after a jumper by Cotelia Bond-Young. However, the Hokies began to trim the margin and took their first lead (39-38) since 14:33 of the first half with 13:57 left after a Carrie Mason layup. Wake Forest then built the lead back to 47-41 with 10:20 left before the Hokies began to rally again. Virginia Tech went on a 13-2 run and took a 54-49 lead with 4:45 remaining before WFU rallied for a 55-54 lead that would be their last. The Hokies improved their shooting to 50 percent (15-of-30) from the field in the second half and outscored the Deacons 23-6 at the free throw line for the game. WFU made just 4-of-14 free throws in the second half.

**#15/16 Virginia Tech 70, Wake Forest 59**  
Lady Luck Classic Championship Game  
Dec. 29, 2003; Cassell Coliseum

WFU (59)	MP	FG	FT	R	A	PF	TP
Strunk	28	7-12	2-7	6	2	5	16
Ferrell	33	7-12	0-2	5	1	4	14
Jones	31	3-6	2-2	4	1	1	8
Brown, B.	19	0-3	0-0	3	1	3	0
Brown, T.	33	5-13	2-2	4	0	3	12
Bond-Young	23	3-8	0-0	2	2	3	7
Alston	14	0-2	0-0	4	0	2	0
Evans	12	1-2	0-3	2	0	4	2
Johnson	2	0-1	0-0	0	0	0	0
Washington	5	0-1	0-0	1	0	1	0
Team				1			
Totals	200	26-60	6-16	32	7	26	59
#15/16 VT (70)	MP	FG	FT	R	A	PF	TP
Kublina	32	4-13	7-7	5	0	3	15
Gardin	30	4-8	5-6	13	4	0	13
Gibson	36	4-9	5-8	10	0	4	13
Chriss	34	7-11	3-5	8	1	3	17
Mason	40	2-8	0-1	1	2	1	5
Copeland	12	0-3	1-2	2	2	2	1
Recchia	4	1-2	2-2	0	0	0	4
Simmons	10	1-1	0-0	0	0	2	2
Finnerty	2	0-0	0-0	1	0	1	0
Team				1			
Totals	200	23-55	23-31	41	9	16	70
Wake Forest		29	30				59
Virginia Tech		23	47				70

**PERCENTAGES:**

WFU	FG%	43.3	3PT%	11.1	FT%	37.5
VT	FG%	41.8	3PT%	16.7	FT%	74.2

**3-POINTERS** - WFU 1 (Bond-Young); VT 1 (Mason)  
**BLOCKED SHOTS** - WFU 2 (Evans, Washington); VT 6 (Kublina 3, Chriss 2, Gibson)  
**STEALS** - WFU 6 (Strunk, Ferrell, Jones, B. Brown, T. Brown, Evans); VT 4 (Mason 2, Chriss, Gibson)  
**TURNOVERS** - WFU 16 (T. Brown 3, Bond-Young 3, Strunk 2, Ferrell 2, B. Brown 2, Alston 2, Jones, Washington); VT 17 (Chriss 5, Gardin 4, Mason 4, Kublina 2, Gibson 2)  
**TECHNICAL FOULS** - None  
**OFFICIALS:** Bill Titus, Mark Zentz, Michele St. Pierre  
**ATTENDANCE:** 2,734

**BLACKSBURG, Va.(1/2/04)** - It may not have been a pretty win, but it was a win nonetheless.

The Virginia Tech women's basketball team moved to 11-0 on the season and 10-0 all-time against the Liberty Flames with a 52-45 win against the visitors Friday at Cassell Coliseum. In a game characterized by both teams' shooting struggles from the field, the host Hokies outscored the Flames 19-7 from the free throw line to preserve their unblemished record.

Dawn Chriss led the Hokies with her first career double-double of 15 points and a career-high 12 rebounds, while Ieva Kublina also notched a double-double, her 18th career effort, with 13 points and 10 rebounds. With three blocks, Kublina also established a school career record for blocks, giving her 207 for her career. Carrie Mason tallied double figures as well with 10 points as the Hokies managed to shoot just 29 percent for the game. Virginia Tech again however got a strong effort from its defense, holding the Flames to just 35 percent shooting, their 29th opponent out of the last 43 to shoot less than 40 percent. Katie Feenstra, a 6-8 center, led the Flames with 13 points, 10 rebounds and seven blocks, while Kristina Palaimaite had 10 points. The Flames had nine blocks in the game.

After taking a seven-point halftime lead (27-20), the Hokies found themselves trailing 40-36 with 8:56 left in the game. Two minutes later, however, at 6:38, Mason drained a three-pointer from the right side that tied the game at 41. Kublina then connected on a free throw at 6:15 that gave her team a 42-41 lead they never relinquished. The Hokies forced the Flames into seven missed baskets over the final six minutes and outscored the Flames 10-4 to pull away. Liberty crept back to within three, at 48-45, with 42 seconds left, but Chriss then connected on a three-point play to push the game out of reach.

For the game, the Hokies outrebounded the Flames 41-33 and had nine steals. Tech shot just 3-of-13 from three-point range, but the Flames shot just 7-of-15 from the free throw line.

**#15/16 Virginia Tech 52, Liberty 45**  
Jan. 2, 2004; Cassell Coliseum

LU (45)	MP	FG	FT	R	A	PF	TP
Tharp	27	0-6	0-0	3	3	4	0
Palaimaite	26	3-7	4-4	5	1	4	10
Feenstra	36	6-8	1-5	10	0	5	13
Leonard	8	0-1	0-0	0	0	0	0
Staugaitiene	35	2-7	2-2	4	2	2	7
Dowson	13	4-8	0-2	3	1	2	8
Parker	22	0-0	0-0	2	4	3	0
Walker	16	1-3	0-2	0	0	1	2
Margeviciute	15	2-7	0-0	1	0	0	5
Peace	2	0-2	0-0	0	0	0	0
Team				5			
Totals	200	18-51	7-15	33	11	21	45
#15/16 VT (52)	MP	FG	FT	R	A	PF	TP
Gardin	32	1-4	4-6	4	2	1	6
Gibson	33	3-6	2-4	3	0	4	8
Kublina	38	4-14	4-5	10	3	2	13
Chriss	34	5-11	5-5	12	1	1	15
Mason	35	2-10	4-6	1	2	2	10
Copeland	11	0-5	0-0	5	1	1	0
Recchia	6	0-1	0-0	0	0	0	0
Anderson	2	0-0	0-0	0	0	0	0
Finnerty	9	0-0	0-2	1	0	2	0
Team				5			
Totals	200	15-51	19-28	41	9	13	52
Liberty		20	25				45
Virginia Tech		27	25				52

**PERCENTAGES:**

LU	FG%	35.3	3PT%	20.0	FT%	46.7
VT	FG%	29.4	3PT%	23.1	FT%	67.9

**3-POINTERS** - LU 2 (Staugaitiene, Margeviciute); VT 3 (Mason 2, Kublina)  
**BLOCKED SHOTS** - LU 9 (Feenstra 7, Palaimaite 2); VT 6 (Kublina 3, Chriss, Gibson, Mason)  
**STEALS** - LU 4 (Tharp, Feenstra, Walker, Peace); VT 9 (Gardin 3, Kublina 3, Mason 3)  
**TURNOVERS** - LU 20 (Feenstra 5, Staugaitiene 5, Palaimaite 3, Parker 3, Leonard 2, Walker, Team); VT 17 (Gardin 4, Kublina 4, Gibson 3, Mason 2, Chriss, Copeland, Finnerty, Team)  
**TECHNICAL FOULS** - None  
**OFFICIALS:** Tom Danaher, Nan Sisk, John Jones  
**ATTENDANCE:** 2,542

**BLACKSBURG, Va.(1/4/04)** - The Virginia Tech women's basketball team started the BIG EAST season off on the right note Sunday, Jan. 4, handing the visiting Providence Friars a 64-34 defeat. The 34 points was a Virginia Tech record for least points allowed, bettering the 1988 team's 35-point defensive effort against George Washington.

With many of her starters giving way to the reserves in the lopsided victory, head coach Bonnie Henrickson's team held Providence to just 28 percent from the floor. Several Hokies set career highs as well with Kirby Copeland coming off the bench to lead Tech with a career-high 12 points and five steals, while Megan Finnerty also eclipsed her career high of 10 with 11 points off the bench. Britney Anderson set a career high with eight points, while Nare Diawara playing in just her third career game, set a career high with nine rebounds in 12 minutes on the floor. Carrie Mason nailed three treys and moved into 10th place on the career three-pointers made list. Kristin Quinn's six points led Providence, which didn't hit its first field goal until 10:13 left in the first half.

The Hokies raced out to a 15-1 lead with 14:15 left in the first half. Providence cut the lead to its smallest deficit, at 19-8, with 8:52 left before halftime, but the Hokies pushed the lead back to 31-16 at the break. Tech opened the second half on a 13-2 run to lead 44-21 with 13:19 left in the game and then pushed the lead to its largest, at 52-22, with seven minutes left. The Hokies got 28 points in the paint during the game and 27 points off turnovers, forcing 22 Providence floor mistakes. While Virginia Tech shot just 39 percent for the game, it did rebound the Friars 43-29.

**#15/16 Virginia Tech 64, Providence 34**  
Jan. 4, 2004; Cassell Coliseum

PC (34)	MP	FG	FT	R	A	PF	TP
Nwafili	26	2-10	1-5	6	0	2	5
Freeburg	14	0-2	0-0	0	0	3	0
Gilmore	20	0-1	0-0	2	0	3	0
Furstenburg	26	1-5	2-2	2	0	1	5
Quinn	27	2-5	1-2	2	0	1	6
Baugh	16	1-2	1-2	2	3	0	3
Fabor	32	3-10	0-0	1	1	1	6
Snyder	11	2-4	0-0	1	0	0	4
Keefe	4	0-1	0-0	2	0	1	0
Copeland	24	2-6	1-2	7	1	4	5
Team				4			
Totals	200	13-46	6-13	29	5	16	34
#15/16 VT (64)	MP	FG	FT	R	A	PF	TP
Gardin	20	2-5	0-0	1	3	3	5
Gibson	18	2-4	0-0	5	1	2	4
Kublina	20	3-7	0-0	4	1	1	6
Chriss	20	1-4	3-4	3	1	2	5
Mason	19	3-8	0-0	1	4	0	9
Copeland	18	4-9	4-4	3	2	3	12
Recchia	21	0-3	0-0	2	2	0	0
Diawara	12	1-5	0-2	9	0	1	2
Anderson	22	3-6	2-4	4	3	0	8
Simmons	9	1-6	0-1	5	0	1	2
Finnerty	21	5-7	1-1	1	0	0	11
Team				5			
Totals	200	25-64	10-16	43	17	13	64
Providence		16	18				34
Virginia Tech		31	33				64

**PERCENTAGES:**

PC	FG%	28.3	3PT%	22.2	FT%	46.2
VT	FG%	39.1	3PT%	40.0	FT%	62.5

**3-POINTERS** - PC 2 (Furstenburg, Quinn); VT 4 (Mason 3, Gardin)  
**BLOCKED SHOTS** - PC 1 (Gilmore); VT 3 (Kublina, Diawara, Finnerty)  
**STEALS** - PC 7 (Freeburg 2, Quinn 2, Gilmore, Baugh, Copeland); VT 10 (Copeland 5, Gardin 2, Kublina, Mason, Anderson)  
**TURNOVERS** - PC 22 (Gilmore 5, Furstenburg 5, Fabor 3, Nwafili 2, Quinn 2, Baugh 2, Keefe, Copeland, Team); VT 14 (Copeland 3, Chriss 2, Mason 2, Diawara 2, Anderson 2, Gibson, Recchia, Finnerty)  
**TECHNICAL FOULS** - None  
**OFFICIALS:** Mark Zentz, Deborah Allen, Ken Drayton  
**ATTENDANCE:** 2,432

## 2003-04 Game Summaries and Boxscores

**PISCATAWAY, N.J. (1/7/04)** - The Louis Brown Athletic Center is one place that the Virginia Tech women's basketball will not miss next season as it moves to the Atlantic Coast Conference. Tech dropped to 0-4 against Rutgers in the building known as the "RAC" and suffered its' first loss of the season with a 56-43 defeat Wednesday night to the Scarlet Knights.

Tech, ranked No. 15 in the USA Today/ESPN coaches poll and No. 16 in the Associated Press list, committed 23 turnovers and shot under 40 percent in the defeat. The loss marked the third time in four visits that the Hokies had been held under 50 points on Rutgers' home floor. Tech won both meetings in the series at Cassell Coliseum.

Dawn Chriss led the Hokies with 14 points, six rebounds and three steals while Erin Gibson added 11 points and nine boards. Cappie Pondexter led Rutgers (8-4, 1-0) with 18 points followed by Dawn McCullough with 13 points, including three crucial three-point baskets in the second half.

Tech was limited to 39.5 percent (17-43) from the field and had the 23 turnovers which the Scarlet Knights converted into 27 points.

Despite their offensive difficulties, the Hokies trailed only 34-31 with 12:58 remaining following a Chriss layup. However, McCullough nailed a three-pointer to up the advantage to six points then both teams went scoreless for the next five minutes. Chelsea Newton broke the drought with a jumper to give Rutgers a 39-31 advantage with just under seven minutes left in the game.

Tech cut the lead to five on a three-point play from Erin Gibson but McCullough answered with another trey and Tech could draw no closer the rest of the way.

### Rutgers 56, #15/16 Virginia Tech 43 Jan. 7, 2004; Louis Brown Athletic Center

#15/16 VT (43)	MP	FG	FT	R	A	PF	TP
Kublina	35	0-7	6-6	6	0	2	6
Gardin	20	3-6	0-0	1	1	5	6
Gibson	38	5-10	1-3	9	2	2	11
Chriss	35	6-9	2-3	6	1	5	14
Mason	31	0-3	0-0	2	2	2	0
Copeland	7	0-0	0-0	0	0	1	0
Recchia	8	1-1	0-0	1	0	0	2
Anderson	19	2-7	0-0	2	1	0	4
Finnerty	7	0-0	0-0	2	0	1	0
Team				5			
Totals	200	17-43	9-12	34	7	18	43
RU (56)	MP	FG	FT	R	A	PF	TP
Hurns	36	3-6	0-2	6	1	2	6
Campbell	25	4-5	0-0	4	0	4	8
Pondexter	37	5-12	8-12	4	5	0	18
Newton	35	2-7	0-2	1	3	1	4
McCullough	33	5-13	0-0	1	1	0	13
Locke	3	0-0	0-0	0	1	0	0
Jett	12	1-1	1-1	0	1	1	3
Cahoe	4	1-1	0-0	1	0	1	2
Richman	15	1-2	0-1	2	0	2	2
Team				4			
Totals	200	22-47	9-18	23	12	11	56
Virginia Tech		24	19	—	—	—	43
Rutgers		27	29	—	—	—	56

#### PERCENTAGES:

VT	FG%	39.5	3PT%	0.0	FT%	75.0
RU	FG%	46.8	3PT%	60.0	FT%	50.0

#### 3-POINTERS - VT 0; RU 3 (McCullough 3)

#### BLOCKED SHOTS - VT 2 (Kublina, Gibson); RU 2 (Campbell, Richman)

#### STEALS - VT 6 (Chriss 3, Gardin, Mason, Anderson); RU 10 (McCullough 3, Pondexter 2, Newton 2, Hurns, Campbell, Richman)

#### TURNOVERS - VT 23 (Mason 7, Kublina 5, Gardin 5, Chriss 2, Gibson, Copeland, Anderson, Team); RU 10 (Pondexter 3, Hurns 2, Newton, McCullough, Locke, Jett, Richman)

#### TECHNICAL FOULS - None

#### OFFICIALS: Kathy Lynch, Jack Riordan, Tina Napier

#### ATTENDANCE: 1,842

**NOTRE DAME, Ind. (1/10/04)** - Virginia Tech dropped its second consecutive game, 53-40, to Notre Dame at the Joyce Center. Kerri Gardin led the Hokies with 10 points and four rebounds. However, the Hokies' post players couldn't find an answer for Notre Dame's forward tandem of Jacqueline Batteast and Teresa Borton who had 14 points each.

From the opening tip, Tech's offense appeared to still be mired in its shooting slump as its shooting was as cold as the frigid temperatures outside the Joyce Center. Tech shot just 17 percent during the first ten minutes of the half and 30 percent for the entire half. The Hokies' poor shooting allowed Notre Dame to assume an early 10-5 lead with 14:11 left in the first. However, a series of Notre Dame turnovers allowed Tech to elbow its way into the lead by using an 8-2 run as sophomore as Carrie Mason hit a three-pointer at the 8:05 mark to narrow the Irish's lead to just one, 14-13. Dawn Chriss then gave Tech its first lead of the game, 15-14, off a steal which she converted into a layup with 7:29 remaining. From the 9:30 mark on, Tech assembled a 13-4 run to head into the locker room with a 20-16 lead.

Tech opened the second half on another Chriss layup, but the Irish quickly countered with an 11-0 run to reclaim the lead, 27-22, with 14:53 left to play. Chriss would even the margin, 29-29, at the 12:35 mark with two of her eight points. However, that would be the closest the Hokies would come for the remainder of the contest. Notre Dame quickly rattled off a nine-point run to extend its lead, 38-29. The Irish would continue to extend their lead, going up by as many as 16, 51-35, with two minutes left and maintaining that advantage to secure the 53-40 victory.

Carrie Mason had nine points for the Hokies, followed by Erin Gibson with eight points and seven boards. Ieva Kublina had a team high nine rebounds.

### Notre Dame 53, #15/16 Virginia Tech 40 Jan. 10, 2004; Joyce Center

#15/16 VT (40)	MP	FG	FT	R	A	PF	TP
Gardin	34	5-13	0-0	4	2	3	10
Gibson	30	2-9	4-8	7	2	4	8
Kublina	30	1-5	1-2	9	1	4	3
Chriss	31	4-12	0-0	0	3	2	8
Mason	38	3-5	0-1	4	2	2	9
Copeland	2	0-0	0-0	0	0	1	0
Recchia	8	0-1	0-0	0	0	0	0
Anderson	8	0-0	0-0	2	0	0	0
Simmons	3	0-0	0-0	1	0	0	0
Finnerty	16	1-3	0-0	3	0	2	2
Team				5			
Totals	200	16-48	5-11	31	10	18	40
UND (53)	MP	FG	FT	R	A	PF	TP
Borton	35	4-12	6-7	6	0	4	14
Batteast	32	6-12	2-3	11	2	2	14
Severe	29	4-9	0-0	3	3	1	8
Duffy	38	2-9	2-2	2	7	2	6
Hernandez	21	1-2	0-0	4	1	0	2
Joyce	3	0-0	0-0	0	0	0	0
Gray	2	0-0	0-0	1	0	0	0
Flecky	19	2-4	2-3	4	0	1	7
LaVere	17	0-4	2-2	4	1	2	2
Team				4			
Totals	200	19-52	14-17	41	14	14	53
Virginia Tech		20	20	—	—	—	40
Notre Dame		16	37	—	—	—	53

#### PERCENTAGES:

VT	FG%	33.3	3PT%	37.5	FT%	45.5
UND	FG%	36.5	3PT%	20.0	FT%	82.4

#### 3-POINTERS - VT 3 (Mason 3); UND 1 (Flecky)

#### BLOCKED SHOTS - VT 4 (Kublina 2, Anderson, Gardin); UND 7 (Borton 3, Batteast 2, Flecky, LaVere)

#### STEALS - VT 5 (Chriss 2, Mason 2, Finnerty); UND 13 (Severe 4, Hernandez 3, Batteast 2, LaVere 2, Borton, Flecky)

#### TURNOVERS - VT 19 (Gibson 4, Gardin 3, Kublina 3, Chriss 2, Mason 2, Anderson 2, Recchia, Simmons, Finnerty); UND 15 (Batteast 3, Duffy 3, Severe 2, Borton, Hernandez, Gray, Flecky, Erwin, LaVere, Team)

#### TECHNICAL FOULS - None

#### OFFICIALS: Dee Kantner, Yvette McKinney, Bruce Morris

#### ATTENDANCE: 6,059

**BLACKSBURG, Va. (1/14/04)** - The Virginia Tech women's basketball team took an early lead against BIG EAST rival Villanova and never looked back in a 63-50 win over the Wildcats to end a two-game conference losing skid.

The Hokies, ranked 19th in the USA Today/ESPN poll and 23rd in the AP poll, held the Wildcats to only 37 percent from the floor while shooting 51 percent themselves to improve to 13-2 and 2-2 in the BIG EAST. The Wildcats, ranked 19th in the AP poll and 24th in the USA Today/ESPN rankings, fell to 12-2 and 2-2 in the league.

Kerri Gardin fell just one shy of her career high as she led the Hokies with 14 points and pulled down six rebounds in a balanced effort by Virginia Tech. Dawn Chriss added 12 points and a team-high four assists, while Ieva Kublina tallied 11 points and a team-high nine rebounds as Virginia Tech won the battle on the glass, 39-24. Carrie Mason shot 5-of-6 from the field for 11 points.

For the Wildcats, Jennifer Hilgenberg notched a team-high 13 points, while Kate Dessart Mager added 11 points. The Hokies held the Wildcats to just 28 percent from three-point range (4-of-14). Villanova came into the game having nailed 98 treys as a team. For the game, and keeping with the Hokies' season trend, Virginia Tech outscored the Wildcats at the free throw line, 15-2.

Unlike last year's match-up, where Villanova pinned the Hokies down early 13-2, the Hokies reversed the scenario Wednesday, jumping on top 13-4 at the 14:20 mark of the first half. The Hokies then added to their advantage with an eight-minute 14-5 run to build their largest lead of the first half with six minutes left, 27-9. Tech held a 30-16 lead at the intermission.

### #23/19 Virginia Tech 63, #19/24 Villanova 50 Jan. 14, 2004; Cassell Coliseum

#19/24 VU (50)	MP	FG	FT	R	A	PF	TP
Suez	20	3-9	0-1	1	0	1	6
Mix	35	3-6	0-2	9	2	2	7
Rediger	23	1-3	1-1	4	0	3	3
Hilgenberg	28	6-13	0-0	4	0	1	13
Nash	9	0-2	0-0	0	1	0	0
McManus	16	1-2	0-0	0	3	1	3
Hatcher	2	1-1	0-0	0	0	0	2
Roantree	8	0-0	0-0	0	1	1	0
Dessart Mager	21	5-10	1-2	1	1	3	11
Viani	14	0-5	0-0	1	1	1	0
Adamshick	24	2-9	0-0	2	1	2	5
Team				2			
Totals	200	22-60	2-6	24	10	15	50
#23/19 VT (63)	MP	FG	FT	R	A	PF	TP
Kublina	30	3-8	4-5	9	1	0	11
Gardin	29	4-10	6-6	6	0	2	14
Gibson	17	1-4	0-2	4	0	0	2
Chriss	33	5-8	2-2	5	4	3	12
Mason	35	5-6	0-0	5	1	0	11
Copeland	2	0-0	0-0	0	0	0	0
Recchia	13	1-2	0-0	1	1	0	2
Diawara	2	0-0	0-0	0	0	1	0
Anderson	8	1-1	0-0	0	0	1	2
Simmons	19	2-5	3-3	4	0	0	7
Finnerty	12	1-1	0-0	2	0	1	2
Team				4			
Totals	200	23-45	15-18	39	7	8	63
Villanova		16	34	—	—	—	50
Virginia Tech		30	33	—	—	—	63

#### PERCENTAGES:

VU	FG%	36.7	3PT%	28.6	FT%	33.3
VT	FG%	51.1	3PT%	50.0	FT%	83.3

#### 3-POINTERS - VU 4 (Mix, Hilgenberg, McManus, Adamshick); VT 2 (Mason, Kublina)

#### BLOCKED SHOTS - VU 8 (Rediger 4, Dessart Mager 2, Suez, Mix); VT 2 (Kublina, Gardin)

#### STEALS - VU 13 (Dessart Mager 5, Mix 3, Rediger 2, Suez, Hilgenberg, Viani); VT 1 (Chriss)

#### TURNOVERS - VU 9 (Suez 2, Rediger 2, Mix, McManus, Dessart Mager, Viani, Adamshick); VT 16 (Gardin 4, Mason 4, Chriss 2, Copeland 2, Anderson 2, Kublina, Recchia)

#### TECHNICAL FOULS - None

#### OFFICIALS: Wesley Dean, Bonita Spence, John Almarode

#### ATTENDANCE: 2,364



## 2003-04 Game Summaries and Boxscores

**WASHINGTON, D.C. (1/17/04)** - Virginia Tech dropped its third straight BIG EAST road game as the homesteading Georgetown Hoyas handed the Hokies their most lopsided loss of the season, 70-50.

The Hokies, ranked 19th in the USA Today/ESPN poll and 23rd in the AP poll, shot 50 percent in the first half but still found themselves down by seven, 30-23. The Hokies could not find the range in the final 20 minutes, however, as the Hoyas pulled away forcing Tech into just 32 percent shooting. For the game, Hokie power forward Ieva Kublina notched 18 points on 8-of-15 from the field. Dawn Chriss tallied 13 points, and Erin Gibson managed 10 points.

Hoya forward Rebekkah Brunson led all scorers with 23 points and nine rebounds, while Betheny LeSueur had 17 points and nine caroms.

The Hokies and Hoyas played to a 9-8 Hoyas advantage over the first five minutes, but the Hokies then witnessed the Hoyas put together a 10-0 run to lead 19-8 with 12:08 remaining in the first half. However, the Hokies then went on a 15-4 over the next eight minutes to climb back into contention. Gibson's layup at 4:22 tied the game at 23. The Hoyas then essentially put the game away with a 7-0 flurry to end the first half.

Tech trimmed the lead to as low as five in the second half (33-28 at 17:48), but the Hoyas proved to be too much as the Hokies struggled to hit from the field. Georgetown built a 10-point lead (54-44) at 6:21 and then proceeded to go on a 10-2 run to push its advantage to 18 (64-46) with 2:42 left in the game.

**PITTSBURGH, Pa. (1/21/04)** - Sometimes the best offense is a good defense which is just what Virginia Tech needed to put together a second half run in a 67-57 come-from-behind victory over the Pittsburgh Panthers Wednesday night at the Petersen Events Center on the University of Pittsburgh campus.

After trailing 27-25 at the half, Tech found itself facing the largest deficit of the evening down by eight (42-34) with 13 minutes remaining in the contest. Little did anyone know that the game would be all Hokies for the rest of the evening.

Two Dawn Chriss free throws started Tech on a 14-0 run over to next 6:05 to give the Hokies a 48-42 lead with just over seven minutes to play. Carrie Mason, playing before a large contingent from her hometown who made the hour drive for the game, scored eight points, including two treys, during the Tech uprising.

Pittsburgh cut the lead to 58-55 with 2:19 left but Mason drilled her third shot from behind the arc and the Hokies sealed the deal at the free throw line to secure their first conference road win of the year.

Mason led four Tech players in double figures with 15 points, including 13 in the second half, and a career-high eight rebounds and a career-high tying seven assists. The three treys moved Mason into fifth on the Tech career three-point field goals made list with 68. Erin Gibson had 14 points followed by Kirby Copeland with a career-high 13 points and Ieva Kublina with 10 points, eight rebounds and six blocks. The game marked the 38th time Kublina, Tech's career blocks leader with 218, had registered three or more blocks in a game.

Pittsburgh also placed four players in double figures led by Katie Histed's 19 points followed by Shelia Shufflet, LaToya Kincaid and Amy Kunich with 10 points each.

**BLACKSBURG, Va. (1/24/04)** - Virginia Tech placed five players in double figures to defeat BIG EAST foe Boston College, 80-64. The win marks Hokies' head coach Bonnie Henrickson's 150<sup>th</sup> career coaching victory.

Tech, ranked No. 23 in the USA Today/ESPN Poll, climbs to 15-3 on the year and 4-3 in the conference, while No. 24/19 Boston College falls to 13-4 overall and 3-3 in the BIG EAST.

Over one minute into the game, Tech's Kerri Gardin put the Hokies on the board first with a two-point basket. Trading points back and fourth throughout the half, the Eagles took a three-point lead after back-to-back baskets by Lisa Macchia and Clare Drosch. Tech's Erin Gibson hit a three-point play to tie the game at 16-16. Boston College's Sarah Marshall hit a three with 30 seconds left in the half to give the Eagles a 33-31 lead heading into the locker room. The first half was tied 10 times and had 11 lead changes.

The Eagles' Maureen Leahy scored the first bucket of the second half, but the Hokies' exploded back with three consecutive baskets. Tech's Carrie Mason started the streak with a three-pointer, followed by Ieva Kublina lay-up. Boston College got the ball back, but a steal and lay-up by Gardin put the Hokies' ahead 38-35. Kublina kept Tech's momentum going, scoring six of the next eight points to increase the Hokies' score to 49-38 with 12:31 remaining in the game. The Eagles could draw no closer than six points the rest of the way.

Tech placed five starters in double figures led by Kublina's 17 points. Mason added 16 points, followed by Gibson and Dawn Chriss with 14 points each. Gardin chipped in with 13 points in the Tech victory. Kublina, who scored 15 of her 17 points in the second half, moved into fifth place on Tech's career points list with 1453. She surpassed Amy Wetzel who scored 1,444 points from 1996-2001. With two treys, Mason moved into a tie for fourth place with Christi Osborne (1991-95) in career three-point field goals (71).

**Georgetown 70, #23/19 Virginia Tech 50**  
Jan. 17, 2004; McDonough Arena

VT (50)	MP	FG	FT	R	A	PF	TP
Kublina	35	8-16	0-1	2	1	3	18
Gardin	28	1-6	0-0	1	4	3	2
Gibson	37	4-8	2-2	4	0	4	10
Chriss	38	6-10	1-2	6	2	3	13
Mason	40	1-7	2-2	4	3	1	5
Copeland	8	0-3	2-2	4	0	1	2
Recchia	2	0-0	0-0	0	0	0	0
Anderson	5	0-1	0-0	1	0	0	0
Simmons	4	0-0	0-0	0	0	2	0
Finnerty	3	0-0	0-0	1	0	1	0
Team				1			
Totals	200	20-51	7-9	24	10	18	50

GU (70)	MP	FG	FT	R	A	PF	TP
Bruce	21	2-3	0-0	1	2	3	4
Brunson	31	7-11	9-11	9	1	4	23
Tamoulianis	14	2-5	1-2	3	0	2	5
Lisicky	37	4-11	3-3	5	1	1	11
LeSueur	38	6-10	5-7	9	5	2	17
Carlin	35	2-5	0-0	2	4	0	4
Tyburnski	1	0-1	0-0	0	0	0	0
Jenkins	23	2-3	2-2	2	1	2	6
Team				4			
Totals	200	25-49	20-25	35	14	14	70

Virginia Tech	23	27	—	50
Georgetown	30	40	—	70

**PERCENTAGES:**

VT	FG%	39.2	3PT%	30.0	FT%	77.8
GU	FG%	51.0	3PT%	0.0	FT%	80.0

**3-POINTERS** - VT 3 (Kublina 2, Mason); GU 0

**BLOCKED SHOTS** - VT 3 (Chriss 2, Copeland); GU 2 (Brunson, Carlin)

**STEALS** - VT 4 (Chriss 2, Gardin, Anderson); GU 13 (LeSueur 6, Carlin 4, Bruce, Tamoulianis, Jenkins)

**TURNOVERS** - VT 15 (Chriss 4, Copeland 4, Gardin 3, Kublina, Mason, Anderson, Finnerty); GU 15 (Tamoulianis 5, Brunson 3, Lisicky 2, LeSueur 2, Carlin 2, Bruce)

**TECHNICAL FOULS** - None

**OFFICIALS:** Dennis DeMayo, Tina Napier, Michele St. Pierre

**ATTENDANCE:** 856

**rv/#23 Virginia Tech 67, Pittsburgh 57**  
Jan. 21, 2004; Petersen Events Center

#23 VT (67)	MP	FG	FT	R	A	PF	TP
Kublina	35	5-10	0-0	8	1	1	10
Gardin	21	1-4	2-2	3	3	0	4
Gibson	35	5-8	4-6	7	1	2	14
Chriss	21	1-6	2-2	1	1	2	4
Mason	38	5-7	2-2	8	7	1	15
Copeland	22	6-11	1-1	1	1	2	13
Recchia	7	1-4	0-0	0	1	0	3
Anderson	11	1-1	0-0	1	1	3	2
Simmons	6	1-2	0-0	2	0	0	2
Finnerty	4	0-0	0-0	1	0	1	0
Team				6			
Totals	200	26-53	11-13	38	16	12	67

UP (57)	MP	FG	FT	R	A	PF	TP
Taylor	37	0-5	4-4	6	1	3	4
Stufflet	39	4-8	2-2	3	1	2	10
Kincaid	33	3-14	4-4	8	4	1	10
Hughes	27	1-5	0-0	0	3	0	2
Allen	8	0-2	0-0	1	0	0	0
Kunich	22	4-8	0-0	1	2	3	10
Histed	24	7-13	2-2	3	1	3	19
Morris	10	1-4	0-2	2	0	1	2
Team				5			
Totals	200	20-59	12-14	29	12	13	57

Virginia Tech	25	42	—	67
Pittsburgh	27	30	—	57

**PERCENTAGES:**

VT	FG%	49.1	3PT%	44.4	FT%	84.6
UP	FG%	33.9	3PT%	41.5	FT%	85.7

**3-POINTERS** - VT 4 (Mason 3, Recchia); UP 5 (Histed 3, Kunich 2)

**BLOCKED SHOTS** - VT 9 (Kublina 6, Gibson, Chriss, Copeland); UP 4 (Taylor 2, Kincaid, Morris)

**STEALS** - VT 12 (Mason 3, Gardin 2, Gibson 2, Copeland 2, Anderson 2, Kublina); UP 12 (Taylor 6, Stufflet 2, Histed 2, Kincaid, Kunich)

**TURNOVERS** - VT 24 (Kublina 5, Mason 5, Gibson 3, Copeland 3, Gardin 2, Chriss 2, Anderson 2, Recchia, Finnerty); UP 20 (Kunich 6, Kincaid 4, Stufflet 3, Hughes 3, Histed 2, Allen, Morris)

**TECHNICAL FOULS** - None

**OFFICIALS:** June Courteau, Denise Brooks-Clauser, Susan Chue

**ATTENDANCE:** 498

**rv/#23 Virginia Tech 80, #24 Boston College 64**  
Jan. 24, 2004; Cassell Coliseum

#24 BC (64)	MP	FG	FT	R	A	PF	TP
Parham	12	1-2	0-0	1	1	2	2
Leahy	15	3-4	0-0	1	0	1	6
Deveny	31	4-7	0-0	1	4	4	9
Queenan	34	2-6	2-2	7	0	2	6
Jacobs	26	5-9	6-8	0	0	3	17
Marshall	25	1-1	0-0	0	3	1	3
Ress	17	2-4	0-0	5	2	4	4
Drosch	28	5-10	0-0	3	2	3	10
Macchia	12	2-2	3-3	1	1	1	7
Team				0			
Totals	200	25-45	11-13	19	13	21	64

#23 VT (80)	MP	FG	FT	R	A	PF	TP
Kublina	29	7-14	2-2	3	1	4	17
Gardin	35	4-9	5-6	9	1	2	13
Gibson	37	6-10	2-5	5	1	1	14
Chriss	34	4-8	6-6	4	2	4	14
Mason	39	4-11	6-6	3	3	0	16
Copeland	12	1-3	0-0	2	3	3	2
Recchia	1	0-0	0-0	1	0	0	0
Simmons	5	1-1	0-0	1	0	0	2
Finnerty	8	0-1	2-2	2	0	3	2
Team				2			
Totals	200	27-57	23-27	32	11	17	80

Boston College	33	31	—	64
Virginia Tech	31	49	—	80

**PERCENTAGES:**

BC	FG%	55.6	3PT%	33.3	FT%	84.6
VT	FG%	47.4	3PT%	42.9	FT%	85.2

**3-POINTERS** - BC 3 (Deveny, Jacobs, Marshall); VT 3 (Mason 2, Kublina)

**BLOCKED SHOTS** - BC 5 (Queenan 2, Parham, Leahy, Jacobs); VT 1 (Gibson)

**STEALS** - BC 7 (Drosch 3, Parham, Deveny, Jacobs, Macchia); VT 13 (Gardin 3, Mason 3, Copeland 3, Kublina 2, Chriss 2)

**TURNOVERS** - BC 25 (Jacobs 5, Deveny 4, Marshall 3, Ress 3, Drosch 3, Parham 2, Queenan 2, Macchia 2, Leahy); VT 16 (Mason 5, Gardin 4, Kublina 2, Gibson, Chriss, Copeland, Finnerty, Team)

**TECHNICAL FOULS** - None

**OFFICIALS:** Mark Zenta, Dee Kanter, Nan Sisk

**ATTENDANCE:** 3,270

## 2003-04 Game Summaries and Boxscores

**BLACKSBURG, Va. (1/27/04)** - The Connecticut Huskies were simply too much for the Virginia Tech Tuesday night and even a 20-minute power outage couldn't spark the homestanding Hokies as they dropped a 68-50 BIG EAST game to the two-time defending national champions.

Connecticut played almost flawlessly while the Hokies struggled from the field. The Hokies managed to shoot just 33 percent from the floor.

Connecticut raced out to an 11-2 lead in the first six minutes, but then both teams had to wait approximately 20 minutes after the power failed in the arena and the lights went out. After the delay, the Hokies could not capitalize on the Huskies' momentum loss.

Barbara Turner led the Huskies with 15 points, while Diana Taurasi had 13 along with Ashley Battle. Maria Conlon tallied 11, while Jessica Moore pulled down 12 rebounds, 10 in the first part of the opening period. The Huskies shot 49 percent for the game and nailed eight treys. Tech's Ieva Kublina put together an impressive night statistically, leading the Hokies with 19 points and three blocks. Mason chipped in with 15 points, but the rest of the Hokies who saw action managed to shoot just 7-for-29 from the floor.

After the initial 11-2 flurry, the Huskies increased the margin to 26-8 at 9:09; their largest lead of the first half. A trey from Kublina at 5:58 cut the UConn lead to 26-15 at 7:05, but the Huskies went on a 10-2 run to end the half with a 36-18 lead.

In the second half, UConn built its lead to 38-21 at 18:29, but the Hokies responded with a 9-3 scoring run to cut the lead back to 11 at 14:03 after a Dawn Chriss jumper. However, the Huskies fought back with a 10-2 run that gave them a 19-point lead (51-32) at 9:22. Tech came as close as 13 (51-38) at 7:19 after another Chriss bucket, but the Huskies opened the lead back to as much as 21 four times.

### #4/3 Connecticut 68, #23/22 Virginia Tech 50 Jan. 27, 2004; Cassell Coliseum

#4 UConn (68)	MP	FG	FT	R	A	PF	TP
Turner	30	7-13	1-2	2	1	3	15
Moore	36	2-4	0-0	12	3	3	4
Taurasi	35	4-10	3-4	5	4	2	13
Conlon	35	4-6	0-0	2	1	1	11
Strother	27	3-9	0-0	3	2	3	8
Valley	1	0-1	0-0	0	0	0	0
Marron	1	0-0	0-0	0	0	0	0
Valley	1	0-0	0-0	0	0	1	0
Battle	21	5-6	2-2	4	0	0	13
Crockett	13	1-4	2-4	4	0	4	4
Team				3			
Totals	200	26-53	8-12	35	13	17	68

#23 VT (50)	MP	FG	FT	R	A	PF	TP
Kublina	37	7-14	4-7	5	0	3	19
Gardin	24	1-12	0-0	4	4	4	2
Gibson	35	1-3	0-0	7	0	1	2
Chriss	32	2-8	1-3	5	0	4	5
Mason	38	4-11	7-8	0	2	0	15
Copeland	6	0-1	0-0	2	0	0	0
Recchia	2	0-0	0-0	0	1	0	0
Anderson	17	1-3	0-0	0	0	2	2
Simmons	2	1-1	1-1	0	0	0	3
Finnerty	7	1-1	0-0	0	0	0	2
Team				3			
Totals	200	18-54	13-19	29	7	14	50

PERCENTAGES:	FG%	3PT%	FT%	FT%
UConn	49.1	3PT%	50.0	66.7
VT	33.3	3PT%	20.0	68.4

**3-POINTERS** - UConn 8 (Conlon 3, Taurasi 2, Strother 2, Battle); VT 1 (Kublina)

**BLOCKED SHOTS** - UConn 6 (Strother 3, Moore, Taurasi, Battle); VT 5 (Kublina 3, Gibson 2)

**STEALS** - UConn 2 (Taurasi, Battle); VT 5 (Kublina 2, Mason 2, Gardin)

**TURNOVERS** - UConn 15 (Turner 6, Taurasi 3, Crockett 2, Moore, Strother, Valley, Battle); VT 14 (Chriss 5, Gardin 4, Gibson 2, Team 2, Kublina)

**TECHNICAL FOULS** - None

**OFFICIALS:** Lisa Mattingly, Kathy Lynch, Bryan Brunette

**ATTENDANCE:** 7,211

**SYRACUSE, N.Y. (1/31/04)** - Ieva Kublina scored a game-high 23 points and grabbed a game-high 10 rebounds as the 23rd-ranked Hokies used their size and physicalness on both ends of the court, methodically slicing the Syracuse Orangewomen 75-60 in a BIG EAST game in front of 639 fans at Manley Field House in Syracuse.

Tech shot 50 percent from the floor, held Syracuse to 35.5 percent from the floor and outrebanded the Orangewomen 43-29. Tech notched nine steals and took nine more free-throw attempts than Syracuse as well.

Syracuse stayed with the Hokies in the first half, thanks to Rochelle Coleman, who drilled four 3-pointers in the first 12 minutes of the game. Her 3-pointer with 8:16 left in the first half gave Syracuse its only lead, 21-19.

After that, Tech ripped off a 12-1 run and never trailed again - and Coleman never hit another 3-pointer. Tech led by seven at the break, and though the Orangewomen cut it to three early in the second half, they got no closer than seven the rest of the way.

In fact, Syracuse cut the Tech lead to seven, 55-48, with 7:32 left, but the Hokies scored the next 10 points and pulled away for an impressive win.

Kublina, the 6-foot-4 senior from Latvia, paced the way, hitting 9-of-16 from the floor and registering her third double-double of the season. In addition to grabbing 10 boards, she also blocked five shots and recorded four steals. This game marked the 40th in her career in which she's blocked three or more shots in a game and the 76th in which she has scored double figures.

Tech also got solid play from perimeter players Kerri Gardin and Dawn Chriss. Those two dwarfed Syracuse's perimeter players and finished with 14 points each. Gardin - off a 1-for-12 performance against UConn - hit 7-of-16, while Chriss hit 7-of-10.

### #23/22 Virginia Tech 75, Syracuse 60 Jan. 31, 2004; Manley Field House

#23 VT (75)	MP	FG	FT	R	A	PF	TP
Kublina	38	9-16	5-7	10	4	1	23
Anderson	16	1-3	0-0	0	1	0	2
Gibson	35	2-4	3-4	9	2	1	7
Chriss	22	7-10	0-0	3	4	3	14
Mason	37	2-3	4-4	6	1	3	8
Copeland	5	0-2	0-0	0	0	2	0
Recchia	6	1-4	2-2	2	0	0	5
Gardin	34	7-16	0-0	8	6	2	14
Simmons	3	1-1	0-0	1	0	1	2
Finnerty	4	0-1	0-0	0	2	0	0
Team				2			
Totals	200	30-60	14-17	43	18	15	75

SU (60)	MP	FG	FT	R	A	PF	TP
Wegrzynowicz	40	4-8	3-7	1	0	2	12
Coleman	40	7-20	0-0	5	3	4	18
Nwagbo	40	3-8	2-3	2	0	3	8
Kohn	40	2-6	0-0	2	1	1	5
McBride	35	6-20	3-3	5	7	3	17
Ellerbe	5	0-0	0-0	1	2	1	0
Team				13			
Totals	200	22-62	6-8	29	13	14	60

PERCENTAGES:	FG%	3PT%	FT%	FT%
VT	50.0	3PT%	12.5	82.4
SU	35.5	3PT%	33.3	75.0

**3-POINTERS** - VT 1 (Recchia); SU 10 (Coleman 4, Wegrzynowicz 3, McBride 2, Kohn)

**BLOCKED SHOTS** - VT 7 (Kublina 5, Anderson, Gibson); SU 1 (Coleman)

**STEALS** - VT 9 (Mason 4, Gardin 2, Anderson, Chriss, Finnerty); SU 5 (Wegrzynowicz, Coleman, Nwagbo, Kohn, McBride)

**TURNOVERS** - VT 15 (Gibson 4, Kublina 3, Mason 3, Copeland 2, Gardin 2, Finnerty); SU 18 (Coleman 7, McBride 5, Kohn 3, Nwagbo 2, Wegrzynowicz)

**TECHNICAL FOULS** - None

**OFFICIALS:** Janice Alberti, Yvette McKinney, Bob Trammell

**ATTENDANCE:** 639

**BLACKSBURG, Va. (2/4/04)** - Using an outstanding night from senior Ieva Kublina, the #21/21 Virginia Tech women's basketball team easily defeated BIG EAST rival Seton Hall 64-40. Tech grabbed hold of the early lead and never relinquished it throughout the evening en route to their second largest margin of victory on the season.

Tech opened up hot, scoring on its first possession with a layup from senior Erin Gibson. The Hokies went on to convert their next four shots from the field including a three-pointer from Kublina to assume an early 11-4 at the 15-minute mark. Tech would extend its run to 13-0 and hold the Pirates scoreless for nearly eight minutes to take a commanding 17-4 lead with 11 minutes remaining in the half.

Seton Hall would twice narrow the margin to nine, however, a jumper from Kublina extended the lead back to 13, 25-12, with 4:20 left. During the final five minutes of the half, Kublina poured in six of her 17 first-half points as Tech used a 10-2 run to enter the locker room with a 31-14 lead. Seton Hall's 14 points is the least an opponent has scored in a half against Tech this season.

Tech failed to carry its momentum into the second half as both teams traded baskets for much of the half. Seton Hall appeared to edge its way back into the game as LaNedra Brown converted on the three-point play with eight minutes left to play to narrow the Pirates, deficit to 12, 44-32. That would be as close as Seton Hall would come as Tech would use a series of free throws from Kublina and Chriss to run the lead out to 18 again. During the final five minutes of play, Tech's free throw shooting would seal the game as they converted on 10 consecutive free throws, assembling a 10-2 run to close the door on the 64-40 win.

Kublina led all scorers with 23 points, the 19th time in her career she's scored 20 or more points, and six rebounds. In addition her 23 points moves her to fourth on Tech's career point list with 1,518 points. Also aiding Tech's effort were Gibson and Chriss with eight points apiece. Brown was the Pirates top scorer with nine points on the evening.

### #21/21 Virginia Tech 64, Seton Hall 40 Feb. 4, 2004; Cassell Coliseum

SHU (40)	MP	FG	FT	R	A	PF	TP
Blake	21	2-3	3-6	7	0	5	7
Korpivaara	24	0-0	0-0	1	1	1	0
Thomas	14	1-3	0-0	2	1	4	2
Langelier	33	2-12	2-4	5	0	0	6
Bush	29	3-7	2-2	4	1	5	8
Ellis	2	0-0	0-0	0	0	0	0
Carroll	15	0-7	2-2	3	1	2	2
Duelund	1	0-0	0-0	0	0	0	0
Shutz	15	1-2	0-1	0	0	0	2
Phillip	5	0-0	0-0	0	0	0	0
Costello	15	1-6	2-2	5	0	2	4
Brown	26	4-9	1-1	7	1	1	9
Team				4			
Totals	200	14-55	12-18	38	5	20	40

#21 VT (64)	MP	FG	FT	R	A	PF	TP
Kublina	26	9-15	4-4	6	0	4	23
Gardin	21	2-7	1-2	4	4	1	5
Gibson	29	3-7	2-2	7	0	2	8
Chriss	30	3-5	2-2	3	2	2	8
Mason	31	3-8	1-2	1	2	0	7
Copeland	15	0-1	0-0	3	2	3	0
Recchia	9	0-0	4-4	0	0	0	4
Diawara	2	0-0	2-2	0	0	0	2
Fowler	2	1-1	0-0	0	0	0	2
Anderson	13	1-2	0-0	4	2	0	2
Simmons	16	1-2	1-3	1	1	2	3
Finnerty	6	0-2	0-0	0	0	0	0
Team				6			
Totals	200	23-50	17-21	35	13	14	64

PERCENTAGES:	FG%	3PT%	FT%	FT%
SHU	25.5	3PT%	0.0	66.7
VT	46.0	3PT%	16.7	81.0

**3-POINTERS** - SHU 0; VT 1 (Kublina)

**BLOCKED SHOTS** - SHU 3 (Bush, Phillip, Brown); VT 7 (Gardin 2, Chriss 2, Kublina, Gibson, Finnerty)

**STEALS** - SHU 7 (Brown 2, Thomas, Bush, Carroll, Duelund, Shutz); VT 8 (Chriss 2, Kublina, Gardin, Gibson, Copeland, Simmons, Finnerty)

**TURNOVERS** - SHU 22 (Blake 5, Langelier 5, Bush 3, Thomas 2, Carroll

2, Costello 2, Korpivaara, Ellis, Shutz); VT 16 (Copeland 5, Kublina 3,

Chriss 2, Mason 2, Gardin, Gibson, Anderson, Finnerty)

**TECHNICAL FOULS** - None

**OFFICIALS:** Wesley Dean, Joanne Aldrich, John Almarode

**ATTENDANCE:** 2,448

## 2003-04 Game Summaries and Boxscores

**MORGANTOWN, W.Va. (2/10/04)** - The #21/21 Virginia Tech women's basketball team appeared to have assumed control of the game from the opening tip, however, a relentless West Virginia squad had other intentions, mustering an impressive comeback to defeat Tech, 69-66 at the WVU Coliseum.

WVU's Kate Bulger led all scorers with 23 points while Tech's Carrie Mason had 17 points in the losing effort. Ieva Kublina added 16 points and Kerri Gardin had 13 points and 10 rebounds for the Hokies.

The two squads played possession for possession for much of the first half with Tech holding the advantage for much of the half. The Hokies staged a miniature 8-4 run to close out the half with a Mason jumper to take a 33-25 lead into the locker room.

The Hokies came out in the second half and appeared poised to put the game away, extending their lead to as many as 14, 52-38, on two Kirby Copeland free throws with 11 minutes left to play. Tech's lead would remain at nine or higher until the 4:18 mark when two Mountaineer free throws initiated the beginning of the end for Tech.

From that point on WVU would rattle off a 19-5 run with six points coming off of Kate Bulger three-pointers. WVU would claim its first lead of the second half at the one-minute mark on a Bulger three that effectively took the wind out of the Hokies' sails. WVU would hold onto the lead as Meg Bulger blocked Kublina's last second three-point attempt to seal the victory for the Mountaineers.

**BLACKSBURG, Va. (2/14/04)** - There was nothing rosy about Virginia Tech's Valentine's Day showdown with the Miami Hurricanes at Cassell Coliseum as the Hokies dropped a second consecutive BIG EAST game, 65-56, in front of 3,795 fans.

The loss was just Tech's second at home this season, the first coming against defending national champion Connecticut on Jan. 27. It is also the second loss in a row as the Hokies lost at West Virginia on Feb. 10.

Valentine's Day was not the only celebration on Feb. 14 as Hurricane power forward Chanivia Broussard celebrated her 23rd birthday by blowing out the candles on Tech with 22 points, including 10-of-10 from the free-throw line.

Both teams had reason to feel fortunate that the game was close at intermission. The Hokies found themselves being outshot by the Hurricanes 43.5 percent to 27 percent. However, Miami committed 12 more turnovers than the Hokies, which led to 14 more Tech shots. After the first 20 minutes, Tech's poor shooting and Miami's poor ball-handling and decisions ultimately evened each other out.

The second half started out much differently than the first as both teams came out hot. The Hokies hit 7-of-11 to start the frame, while Miami converted 5-of-9.

A Mason triple at the 12:27 mark gave Tech a 44-40 lead. Miami stormed back though, using a 14-6 run to turn the tables and take a 54-50 lead. Tech scored the next four to knot the score and claim the momentum.

However, a Tamara James trey with time winding down on the shot clock silenced the crowd and put the Hurricanes back on top. Gardin, who had shadowed James all night, dipped off to double-team Broussard who had picked up her dribble on the baseline. Broussard found James for the shot that turned out to be the dagger.

Gardin hit a jumper on Tech's next possession at the 3:11 mark, but that was the last time the Hokies scored. Miami scored a layup and then made 6-of-8 free throws down the stretch to seal the victory.

Gardin led the Hokies with 13 points and 14 rebounds. Ieva Kublina scored 11 points and Gibson contributed 10 points.

**SOUTH ORANGE, N.J. (2/18/04)** - The Virginia Tech women's basketball team moved back above .500 in the BIG EAST as they edged host Seton Hall 48-42 in a defensive battle Wednesday night at Walsh Gym. Tech became just the third team to defeat the Pirates on their home floor.

In a match-up that featured 10 lead changes and eight ties, it was the Hokies' defensive efforts in the final 11 minutes that proved to be the difference. With the Hokies trailing 40-36 with 11:37 remaining, Tech allowed the Pirates just two free throws over the final 11 minutes and outscored the hosts 12-2 for the victory. Tech connected on four-of-four from the charity stripe in the final 23 seconds to seal the much-needed conference win.

Four Hokies reached double figures, led by Kerri Gardin's double-double of 11 points and 12 rebounds. Dawn Chriss led the Hokies in scoring with 13 points, while Ieva Kublina and Carrie Maso had 10 each. Kublina had five blocks. Ashley Bush led the Pirates with 14 points. The Hokies limited Seton Hall to just 28 percent (16-of-57) from the field and hit on 38 percent (14-of-37) of their attempts. Tech also won the battle on the boards, 38-34.

The Hokies appeared ready to set the tempo of the contest in the first half, building as much as a seven-point lead (14-7) with 11:30 left until halftime, but the Pirates battled back to trim the Hokies' margin. During the next four minutes, Seton Hall went on a 10-2 run to take a 17-16 lead with 7:57 left until intermission. The Pirates increased the margin to four (24-20) with 5:17 left, but the Hokies responded with an 8-3 run over the final five minutes to secure a 28-27 halftime lead. Chriss keyed the Hokie scoring flurry with six points and three steals.

In the second half, the Hokies held a narrow lead throughout the first eight minutes, leading by three (36-33) at 15:22. However, Seton Hall regained the lead with a 7-0 run that stretched to the 11:37 mark. Trailing 40-36 at that point, the Hokies turned up the defensive pressure and forced the Pirates into 13 missed shots during the remainder of the game.

**West Virginia 69, #21/19 Virginia Tech 66**  
Feb. 10, 2004; WVU Coliseum

#21 VT (66)	MP	FG	FT	R	A	PF	TP
Kublina	25	5-10	6-8	6	0	3	16
Gardin	36	5-9	3-4	10	3	3	13
Gibson	34	2-3	1-6	12	1	3	5
Chriss	22	1-4	4-4	1	3	5	6
Mason	40	5-14	3-5	4	2	2	17
Copeland	19	2-3	1-2	2	2	4	5
Recchia	3	0-0	0-0	0	0	0	0
Simmons	20	2-7	0-0	4	0	2	4
Finnerty	1	0-0	0-0	0	0	0	0
Team				1			
Totals	200	22-50	18-29	40	11	22	66
WVU (69)	MP	FG	FT	R	A	PF	TP
Carter	32	4-6	1-4	8	0	3	9
Paige	40	2-10	7-8	1	4	1	11
Sowho	39	2-7	3-4	4	1	4	7
Dunlap	31	5-9	4-4	5	0	4	14
Bulger, K.	31	7-17	6-6	2	4	3	23
Bulger, M.	18	1-4	0-0	6	0	4	2
Glusko	4	0-0	1-2	1	0	0	1
Williams	5	1-1	0-0	0	0	0	2
Team				5			
Totals	200	22-54	22-28	32	9	20	69
Virginia Tech		33	33	—			66
West Virginia		25	44	—			69

**PERCENTAGES:**  
VT FG% 44.0 3PT% 28.6 FT% 62.1  
WVU FG% 40.7 3PT% 20.0 FT% 78.6

**3-POINTERS** - VT 4 (Mason 4); WVU 3 (K. Bulger 3)  
**BLOCKED SHOTS** - VT 5 (Kublina 2, Gardin 2, Gibson); WVU 3 (Sowho, K. Bulger, M. Bulger)  
**STEALS** - VT 5 (Mason 2, Chriss, Copeland, Simmons); WVU 9 (Sowho 4, Paige 2, Dunlap, K. Bulger, Glusko)  
**TURNOVERS** - VT 21 (Gardin 5, Gibson 5, Mason 4, Kublina 2, Chriss 2, Copeland, Simmons, Team); WVU 14 (Paige 4, K. Bulger 3, M. Bulger 3, Carter, Sowho, Dunlap, Team)  
**TECHNICAL FOULS** - None  
**OFFICIALS:** Dennis DeMayo, Kathy Lynch, Susan Blauch  
**ATTENDANCE:** 1234

**rv/#23 Miami 65, #21/19 Virginia Tech 56**  
Feb. 14, 2004; Cassell Coliseum

#23 UM (69)	MP	FG	FT	R	A	PF	TP
Knight	30	4-7	2-2	6	1	2	11
Wilkins	40	4-7	1-1	11	1	1	9
Broussard	35	6-13	10-10	6	3	3	22
James	37	5-11	3-6	5	1	3	14
McCormick	38	1-7	1-2	6	6	3	4
Marinic	6	1-1	0-0	1	1	0	2
Phanord	3	0-1	0-0	0	0	1	0
Wilson	11	1-1	1-2	2	0	1	3
Team				6			
Totals	200	22-48	18-23	43	13	14	65
#21 VT (56)	MP	FG	FT	R	A	PF	TP
Kublina	39	5-19	0-0	4	0	3	11
Gardin	28	4-16	5-6	14	0	2	13
Gibson	29	5-7	0-0	4	1	5	10
Chriss	34	3-11	2-2	6	1	2	8
Mason	40	2-12	2-3	2	3	3	8
Copeland	6	1-3	0-0	1	3	0	2
Recchia	1	0-0	0-0	0	0	1	0
Anderson	11	1-3	0-0	0	1	0	2
Simmons	12	1-1	0-0	1	1	2	2
Team				4			
Totals	200	22-72	9-11	36	10	18	56
#23 Miami		30	35	—			65
#21 Virginia Tech		28	28	—			56

**PERCENTAGES:**  
UM FG% 45.8 3PT% 50.0 FT% 78.3  
VT FG% 30.6 3PT% 25.0 FT% 81.8

**3-POINTERS** - UM 3 (Knight, James, McCormick); VT 3 (Mason 2, Kublina)  
**BLOCKED SHOTS** - UM 3 (Wilkins 2, Broussard); VT 1 (Chriss)  
**STEALS** - UM 4 (Broussard 2, James, Marinic); VT 9 (Kublina 2, Chriss 2, Gardin, Gibson, Mason, Copeland, Anderson)  
**TURNOVERS** - UM 25 (McCormick 9, James 5, Wilkins 5, Knight 3, Broussard); VT 15 (Gardin 6, Mason 3, Chriss 2, Anderson 2, Gibson, Copeland)  
**TECHNICAL FOULS** - None  
**OFFICIALS:** June Courteau, John Palermo, Frank Geiselman  
**ATTENDANCE:** 3795

**rv/#25 Virginia Tech 48, Seton Hall 42**  
Feb. 18, 2004; Walsh Gym

rv/#25 VT (48)	MP	FG	FT	R	A	PF	TP
Kublina	38	4-9	2-3	5	0	3	10
Gardin	38	2-9	7-10	12	1	2	11
Gibson	35	2-4	0-0	3	0	4	4
Chriss	37	4-11	5-6	6	4	2	13
Mason	38	2-4	5-5	6	1	2	10
Copeland	3	0-0	0-0	1	0	0	0
Recchia	3	0-0	0-0	0	0	0	0
Anderson	1	0-0	0-0	0	0	1	1
Simmons	7	0-0	0-0	0	0	1	0
Team				5			
Totals	200	14-37	19-24	38	6	16	48
SHU (42)	MP	FG	FT	R	A	PF	TP
Blake	17	2-7	0-0	8	0	1	4
Bush	39	4-14	6-8	3	3	3	14
Thomas	28	4-9	1-3	7	0	3	9
Langelier	32	1-7	0-0	3	1	4	2
Schutz	12	0-1	0-2	1	0	0	0
Ellis	1	0-1	0-0	0	0	1	0
Carroll	7	1-5	0-0	0	0	0	3
Korpivaara	29	1-4	0-0	3	0	2	2
Phillip	2	0-1	0-0	0	0	1	0
Costello	10	2-4	1-1	3	0	0	5
Brown	23	1-4	1-3	3	0	3	3
Team				3			
Totals	200	16-57	9-17	34	4	18	42
rv/#25 Virginia Tech		28	20	—			48
Seton Hall		27	15	—			42

**PERCENTAGES:**  
VT FG% 37.8 3PT% 20.0 FT% 79.2  
SHU FG% 28.1 3PT% 20.0 FT% 52.9

**3-POINTERS** - VT 1 (Mason); SHU 1 (Carroll)  
**BLOCKED SHOTS** - VT 9 (Kublina 5, Gardin 3, Chriss); SHU 2 (Blake 2)  
**STEALS** - VT 5 (Chriss 4, Mason); SHU 12 (Bush 4, Thomas 2, Langelier 2, Brown 2, Carroll, Korpivaara)  
**TURNOVERS** - VT 21 (Gardin 8, Kublina 5, Chriss 3, Recchia 2, Gibson, Mason, Copeland); SHU 11 (Schutz 3, Thomas 2, Langelier 2, Costello 2, Bush, Korpivaara)  
**TECHNICAL FOULS** - None  
**OFFICIALS:** Bryan Enterline, Denise Brooks-Clauser, Jack Riordan  
**ATTENDANCE:** 456



## 2003-04 Game Summaries and Boxscores

**PROVIDENCE, R.I. (2/21/04)** -- Entering the contest at Providence, the Virginia Tech women's basketball team knew it was a prohibitive favorite to defeat the Friars who were winless in the BIG EAST Conference. Tech used a 12-0 run midway through the first half to break the backs of their host and cruise to a 77-56 victory.

Tech, ranked No. 25 in the USA Today/ESPN coaches poll, had 11 players score in the lopsided affair and all 12 players saw action. Ieva Kublina led the way with 19 points followed by Carrie Mason and Erin Gibson with 10 points each.

Gayle Nwafili led Providence with a game-high 27 points and 16 rebounds. The loss was the 13th straight and 15th in the Friars last 16 games.

The two teams battled on even terms over the first nine minutes with Tech leading only 17-14 before the Hokies went on a 12-0 run to build a 29-14 advantage. After the Friars cut the lead to 31-20, Tech closed the half on a 10-4 run to lead 41-24.

The second half was more of the same as Tech substituted freely and built its largest lead of the night at 76-49 with 2:45 remaining in the game. Outside of Nwafili's 11-for-21 effort from the field, the remainder of the Friars lineup was only 12-of-43.

Tech shot 49.3 percent (33-67) from the field while limiting Providence to 35.9 percent. The Hokies handed out 19 assists while suffering only nine turnovers and collecting eight steals.

**BLACKSBURG, Va. (2/28/04)** --The Virginia Tech women's basketball team saw four starters score in double figures and the Hokies blistered the nets, shooting 63.8 percent from the floor in hammering Pittsburgh 85-55 in a BIG EAST game in front of 6,364 fans at Cassell Coliseum. The attendance stood as the ninth largest in Cassell Coliseum history for a women's basketball game.

The win marked Tech's third straight after a humbling and rare home loss to Miami two weeks ago. With the win, Tech improved to 20-6 on the season, marking the seventh consecutive year - all under head coach Bonnie Henrickson - that the Hokies have won at least 20 games.

The Hokies wasted little time in messing around with the Panthers. Tech only trailed once - 2-0 - and used a 12-1 run midway through the first half to open a 13-point bulge. Using eight points each from the inside tandem of Ieva Kublina and Erin Gibson, the Hokies led by as many as 17 in the first half and by 10 at halftime.

In the second half, Tech blew things wide open, opening the half by going on a 20-5 run and taking a 25-point lead on a lay-up by Kerri Gardin with 11:57 left in the game. Henrickson started substituting liberally and did so through the game.

Tech's 63.8 percent from the floor marked the best this season and the best ever for the Hokies in a BIG EAST game.

Mason led the Hokies with 14 points, going 6-for-6 from the floor, including 2-for-2 from beyond the 3-point arc. Gibson added 13 on 5-of-8 shooting from the floor, while Kublina and Dawn Chriss finished with 10 each.

**BLACKSBURG, Va. (3/2/04)** - Virginia Tech closed out its' final regular season BIG EAST game by defeating St. John's, 69-38, at Cassell Coliseum. The win solidified Tech as the eighth seed in the BIG EAST Championships.

The win marked Tech's fourth straight victory and the Hokies finished the regular season 21-6 overall and 10-6 in the conference. In four regular seasons, Tech averaged 10 wins a year as a member of the BIG EAST.

After scoring eight straight points to open the second half, the Hokies went on a 21-4 run to take a 26-point lead, 46-20, with 11:46 left in the game. Three straight points by Tech's Kirby Copeland followed by a jumper by Fran Recchia gave the Hokies a 31-point lead. Tech went on to complete the victory, 69-38.

Copeland led all scorers with 12 points, while Dawn Chriss added 10. Shemika Stevens led the Red Storm with 10.

The Hokies opened the game with a 5-0 run and never looked back. At the 12:38 mark, Tech went on a 9-2 run over the span of almost seven minutes to take a 12-point lead, 17-5. Turnovers and poor shooting affected the Red Storm, who only scored five points in the first 14 minutes of the game. Tech scored 15 points off of 19 St. John's turnovers and led 27-16 at the half.

All three of Tech's seniors, Kublina, Brandy Flower and Davina Simmons, started the game. They were honored in a ceremony after the contest.

### rv#25 Virginia Tech 77, Providence 56 Feb. 21, 2004; Alumni Hall

rv#25 VT (77)	MP	FG	FT	R	A	PF	TP
Kublina	25	9-18	1-1	5	0	3	19
Chriss	24	4-4	1-2	2	5	1	9
Mason	28	4-6	2-2	1	3	1	10
Gardin	22	3-8	1-2	4	4	0	7
Gibson	23	4-9	2-2	3	2	1	10
Copeland	16	2-6	2-6	7	1	1	6
Recchia	14	1-3	0-0	2	1	0	2
Diawara	5	0-2	0-0	1	1	1	0
Fowler	9	2-3	0-0	2	0	2	4
Anderson	15	1-2	0-0	6	1	2	2
Simmons	13	1-3	0-0	4	0	3	2
Finnerty	5	2-3	2-3	2	1	3	6
Team				5			
Totals	200	33-67	11-18	44	19	18	77
PC (56)	MP	FG	FT	R	A	PF	TP
Baugh	38	1-7	0-0	4	5	1	2
Furstenburg	28	0-5	0-0	3	2	1	0
Quinn	27	2-5	2-2	2	1	2	6
Nwafili	37	11-21	5-10	16	3	1	27
Freeburg	31	4-11	1-2	6	2	2	9
Snyder	24	2-9	0-0	3	0	1	5
Gilmore	10	2-4	0-1	1	1	1	4
Keefe	5	1-2	1-2	4	0	1	3
Team				4			
Totals	200	23-64	9-17	43	14	10	56
Virginia Tech		41		36			77
Providence		24		32			56

#### PERCENTAGES:

VT	FG%	49.3	3PT%	0.0	FT%	61.1
PC	FG%	35.9	3PT%	12.5	FT%	52.9

#### 3-POINTERS - VT 0; PC 1 (Snyder)

**BLOCKED SHOTS** - VT 4 (Kublina 2, Gibson, Anderson); PC 6 (Nwafili 5, Snyder)

**STEALS** - VT 8 (Mason 2, Gardin 2, Anderson 2, Gibson, Chriss); PC 3 (Freeburg 2, Quinn)

**TURNOVERS** - VT 9 (Gardin 2, Gibson 2, Kublina, Copeland, Fowler, Simmons, Finnerty); PC 17 (Baugh 6, Nwafili 4, Freeburg 4, Furstenburg 2, Keefe)

#### TECHNICAL FOULS - None

**OFFICIALS:** Bill Titus, Tom Danaher, Joanne Aldrich

**ATTENDANCE:** 597

### rv#25 Virginia Tech 85, Pittsburgh 55 Feb. 28, 2004; Cassell Coliseum

UP (55)	MP	FG	FT	R	A	PF	TP
Kincaid	31	5-20	2-4	5	2	2	12
Stufflet	12	1-2	0-0	0	0	3	2
Morris	6	0-1	0-0	0	0	4	0
Kunich	32	2-7	0-0	3	4	0	5
Histed	33	6-14	2-4	3	1	2	16
Brown	20	3-8	1-2	5	0	4	7
Hughes	20	1-3	0-0	1	2	2	3
Moore	22	1-2	0-0	2	0	0	2
Taylor, D.	5	1-2	0-0	0	0	1	2
Taylor, C.	19	2-4	2-3	3	0	5	6
Team				6			
Totals	200	22-63	7-13	28	9	23	55
rv#25 VT (85)	MP	FG	FT	R	A	PF	TP
Kublina	26	2-7	6-6	9	0	3	10
Gardin	22	2-4	4-8	4	5	0	8
Gibson	20	5-8	3-4	4	1	3	13
Chriss	24	3-4	4-4	6	3	1	10
Mason	27	6-6	0-0	2	2	0	14
Copeland	20	4-6	0-1	2	1	0	8
Recchia	12	1-2	0-0	1	0	0	2
Diawara	4	1-1	2-2	1	0	0	4
Fowler	9	1-1	0-1	1	0	1	2
Anderson	14	1-3	2-4	1	1	1	4
Simmons	11	3-3	0-0	0	0	1	6
Finnerty	11	1-2	2-2	2	0	1	4
Team				6			
Totals	200	30-47	23-32	39	13	11	85
Pittsburgh		31		24			55
Virginia Tech		41		44			85

#### PERCENTAGES:

UP	FG%	34.9	3PT%	40.0	FT%	53.8
VT	FG%	63.8	3PT%	100.0	FT%	71.9

#### 3-POINTERS - UP 4 (Histed 2, Kunich, Hughes); VT 2 (Mason 2)

**BLOCKED SHOTS** - UP 3 (Brown 2, Kincaid); VT 11 (Kublina 7, Fowler 2, Gibson, Chriss)

**STEALS** - UP 9 (Histed 3, Kincaid 2, Kunich, Hughes, Taylor D., Taylor C.); VT 11 (Gardin 4, Copeland 2, Simmons 2, Kublina, Gibson, Finnerty)

**TURNOVERS** - UP 21 (Kunich 5, Kincaid 3, Histed 3, Morris 2, Hughes 2, Moore 2, Team 2, Brown, Taylor D.); VT 20 (Kublina 4, Recchia 4, Chriss 3, Mason 3, Copeland 2, Simmons 2, Gardin, Team)

#### TECHNICAL FOULS - None

**OFFICIALS:** John Morningstar, Bonita Spence, Bruce Morris

**ATTENDANCE:** 6,364

### Virginia Tech 69, St. John's 38 Mar. 2, 2004; Cassell Coliseum

SJU (38)	MP	FG	FT	R	A	PF	TP
Clark	25	1-7	1-4	4	0	5	3
Gyuris	20	1-2	0-0	2	1	2	2
Kurtosi	19	0-1	0-0	4	1	0	0
Mac Millan	27	1-5	0-0	0	0	4	2
Stevens	27	4-10	1-2	3	2	3	10
Stubblefield	11	1-7	0-0	1	0	0	3
Dukes	12	1-3	0-2	0	0	0	0
Brown	2	0-0	0-0	0	0	0	0
Petersen	8	1-1	0-0	0	1	1	2
Andrews	15	2-2	0-0	3	0	2	4
Chambers	20	3-5	2-4	6	0	5	8
Szavuly	14	1-3	0-0	1	1	1	2
Team				4			
Totals	200	16-46	4-12	28	6	23	38
VT (69)	MP	FG	FT	R	A	PF	TP
Kublina	28	2-9	1-2	7	0	0	5
Simmons	9	1-4	0-0	2	0	0	2
Fowler	11	0-1	1-3	1	0	2	1
Chriss	33	4-4	2-2	6	3	3	10
Mason	24	2-6	2-2	0	0	0	8
Copeland	12	3-3	6-10	4	1	3	12
Recchia	16	1-2	0-0	1	1	0	2
Diawara	5	0-0	0-0	1	0	1	0
Anderson	8	2-3	0-0	1	0	0	4
Gardin	21	4-7	1-1	5	6	0	9
Finnerty	11	2-3	3-5	1	0	2	7
Gibson	22	3-8	3-4	6	0	1	9
Team				2			
Totals	200	24-50	19-29	37	11	12	69
St. John's		16		22			38
Virginia Tech		27		42			69

#### PERCENTAGES:

SJU	FG%	34.8	3PT%	25.0	FT%	33.3
VT	FG%	48.0	3PT%	50.0	FT%	65.5

#### 3-POINTERS - SJU 2 (Stevens, Stubblefield); VT 2 (Mason 2)

**BLOCKED SHOTS** - SJU 2 (Kurtosi, Chambers); VT 6 (Kublina 4, Chriss, Diawara)

**STEALS** - SJU 12 (Clark 3, Kurtosi 2, Mac Millan 2, Stevens 2, Chambers 2, Stubblefield); VT 14 (Gardin 3, Fowler 2, Chriss 2, Copeland 2, Finnerty 2, Simmons, Mason)

**TURNOVERS** - SJU 35 (Chambers 7, Stevens 7, Kurtosi 6, Szavuly 6, Stubblefield 3, Petersen 2, Clark, Gyuris, Mac Millan, Andrews); VT 24 (Chriss 7, Copeland 5, Kublina 2, Mason 2, Gardin 2, Gibson 2, Fowler, Recchia, Anderson, Finnerty)

#### TECHNICAL FOULS - None

**OFFICIALS:** Dee Kantner, Bill Titus, Bryan Brunette

**ATTENDANCE:** 3,023

## 2003-04 Game Summaries and Boxscores

### HARTFORD, Conn. (3/6/04) - The No. 8-seeded

Virginia Tech Hokies used an improbable 28-7 run over the final 14 minutes of the game to dispatch the No. 9-seeded Georgetown Hoyas 56-47 on March 6 and advance to the second round of the BIG EAST tournament.

Six minutes into the second half, the Hokies found themselves trailing by 12 points, 40-28. However, a 3-pointer by Carrie Mason, one of many big shots she hit on the day, ignited the Tech run. The Hoyas were still clinging to a 43-37 lead after a nice up-and-under reverse layup by Georgetown's Rebekkah Brunson, but that's when Tech dropped the hammer. The Hokies ripped off 17 unanswered points to take a 54-43 lead with 2:36 remaining.

Georgetown went 0-for-7 from the field and free-throw line combined, and committed seven turnovers over Tech's 17-0 run.

Mason and Kerri Gardin carried the Hokies throughout this game. Mason scored 14 points, including hitting 3-of-8 from 3-point range, collected four steals, five rebounds and four assists. She turned the ball over six times in the game, but only one time in the second half. She shot just 4-of-12 from the field, but all four of her makes came at critical times when the Hokies needed a basket. Mason drew two charges as well, both in the second half.

Gardin's effort was just as disheartening to the Hoyas. She scored 14 points and crashed the boards for 16 rebounds, nine of which were offensive. The Hokies scored 10 points off of Gardin's offensive rebounds.

The Hokies trailed 28-21 at halftime because of their inability to solve Georgetown's physical zone defense. Tech did not shoot the ball well enough and the Hokies could not get the ball inside consistently to pull the Hoyas out of their zone. Tech shot just 26 percent (7-of-27) in the first frame compared to Georgetown's 48 percent (12-of-25).

Chriss added 11 points and Ieva Kublina chipped in nine points and three blocks in the winning effort. Brunson paced Georgetown with 18 points and 17 rebounds. step up and make shots.

### BIG EAST CHAMPIONSHIP FIRST ROUND

#### Virginia Tech 56, Georgetown 47

Mar. 6, 2004; Hartford Civic Center

GU (47)	MP	FG	FT	R	A	PF	TP
Bruce	30	4-8	1-2	4	2	3	9
Brunson	37	7-14	4-7	17	0	4	18
Tamoulianis	22	2-4	2-3	2	1	2	6
Lisicky	37	1-11	0-0	5	3	2	3
LeSueur	28	2-4	0-0	3	1	4	4
Carlin	21	1-5	0-0	3	0	4	2
Davidson	1	0-0	0-0	0	0	0	0
Berggren	1	0-0	0-0	0	0	1	0
Tyburski	1	0-0	0-0	0	0	0	0
Jenkins	22	2-6	0-0	1	1	1	5
Team				4			
Totals	200	19-52	7-12	39	8	21	47

VT (56)	MP	FG	FT	R	A	PF	TP
Gardin	37	4-16	6-10	16	3	0	14
Gibson	28	2-3	2-6	3	1	5	6
Kublina	39	3-14	3-3	6	0	2	9
Chriss	39	4-7	3-4	4	5	2	11
Mason	40	4-12	3-3	5	2	1	14
Copeland	4	0-1	0-0	1	0	0	0
Simmons	3	0-1	0-0	1	0	1	0
Finnerty	10	1-1	0-0	1	0	1	2
Team				1			
Totals	200	18-55	17-26	38	11	12	56

Georgetown	28	19	—	47
Virginia Tech	21	35	—	56

#### PERCENTAGES:

GT	FG%	36.5	3PT%	20.0	FT%	58.3
VT	FG%	32.7	3PT%	33.3	FT%	65.4

**3-POINTERS** - GU 2 (Lisicky, Jenkins); VT 3 (Mason 3)

**BLOCKED SHOTS** - GU 3 (Bruce, Brunson, Tamoulianis); VT 6 (Kublina 3, Chriss 2, Gibson)

**STEALS** - GU 12 (LeSueur 4, Jenkins 3, Bruce, Brunson, Tamoulianis, Lisicky, Carlin); VT 11 (Mason 4, Chriss 3, Gardin, Kublina, Copeland, Finnerty)

**TURNOVERS** - GU 28 (LeSueur 7, Bruce 5, Lisicky 4, Brunson 3, Jenkins 3, Carlin 2, Tamoulianis 2, Team 2) VT 19 (Mason 6, Gardin 3, Gibson 3, Chriss 2, Copeland 2, Kublina, Finnerty, Team)

**TECHNICAL FOULS** - None

**OFFICIALS:** Dennis DeMayo, Tom Danaher, Denise Brooks-Clauser

**ATTENDANCE:** 9,690

### HARTFORD, Conn. (3/7/04) - The Virginia Tech

Hokies held the #4 Connecticut Huskies to a season-low 48 points, but couldn't muster enough offense to pull off the upset, falling 48-34 in the quarterfinals of the BIG EAST tournament.

The Huskies went on a 7-0 run to open the second half and take a 28-14 lead that they maintained for most of the second half. The Hokies trailed by as many as 17 and as few as nine points.

UConn led 38-24 with 9:45 remaining in the game when the Hokies made their last serious challenge of the game. UConn's first team All-American and BIG EAST player of the year Diana Taurasi picked up two quick fouls to give her four for the game and force her to the bench. Center Jessica Moore then picked up two quick fouls to give her four, and she followed Taurasi to the sideline. Then wing Ashley Battle picked up two fouls to give her four.

Those six fouls stopped UConn's momentum and gave the Hokies a chance to get back in the game. Tech's defense held the Huskies scoreless for the next five minutes, but could only muster a 5-0 run to cut the lead to 38-29. A three-point play by Battle put UConn back up by a dozen and effectively ended any hopes for a Tech comeback.

The Hokies played a brilliant game defensively, particularly in the first half when they held the Huskies to just 21 points. However, as good as their defense was, their offense was that bad, especially over the final 11:25 of the first half.

Mason led the Hokies and tied for a game-high with 13 points. Barbara Turner led UConn with 13 points of her own and Moore contributed 11 points. Battle collared a game-high 10 rebounds. The Hokies clamped down on Taurasi, holding her to just four points on 2-of-10 shooting.

### BIG EAST CHAMPIONSHIP QUARTERFINAL

#### #3/4 Connecticut 48, Virginia Tech 34

Mar. 7, 2004; Hartford Civic Center

VT (34)	MP	FG	FT	R	A	PF	TP
Gardin	28	2-8	0-2	5	0	3	4
Gibson	26	2-6	0-0	6	1	1	4
Kublina	37	2-8	4-4	5	0	3	8
Chriss	38	1-7	2-2	5	1	2	4
Mason	39	4-11	3-5	1	1	1	13
Copeland	14	0-2	0-0	2	1	1	0
Finnerty	18	0-1	1-2	3	0	2	1
Team				7			
Totals	200	11-43	10-15	34	4	13	34

#3/4 UConn (48)	MP	FG	FT	R	A	PF	TP
Turner	33	5-12	3-3	4	1	1	13
Strother	36	3-9	0-0	4	3	1	8
Moore	33	4-6	3-4	4	1	4	11
Taurasi	23	2-10	0-0	2	3	4	4
Conlon	35	2-8	0-0	5	3	2	5
Battle	22	2-9	3-3	10	0	1	7
Crockett	15	0-2	0-0	3	0	4	0
Sherwood	3	0-1	0-0	1	0	1	0
Team				5			
Totals	200	18-57	9-10	38	11	17	48

Virginia Tech	14	20	—	34
Connecticut	21	27	—	48

#### PERCENTAGES:

VT	FG%	25.6	3PT%	25.0	FT%	66.7
UConn	FG%	31.6	3PT%	20.0	FT%	90.0

**3-POINTERS** - VT 2 (Mason 2); UConn 3 (Strother 2, Conlon)

**BLOCKED SHOTS** - VT 2 (Kublina, Gibson); UConn 2 (Strother, Conlon)

**STEALS** - VT 3 (Chriss 2, Mason); UConn 9 (Moore 2, Taurasi 2, Battle 2, Strother, Crockett, Conlon)

**TURNOVERS** - VT 18 (Chriss 7, Gardin 4, Kublina 4, Gibson 2, Copeland) UConn 12 (Crockett 3, Conlon 2, Battle 2, Strother 2, Moore, Taurasi, Team)

**TECHNICAL FOULS** - None

**OFFICIALS:** Yvette McKinney, Mark Zentz, Susan Blauch

**ATTENDANCE:** 10,833

Virginia Tech Basketball  
Virginia Tech Season Box Score (as of Mar 08, 2004)  
All games

RECORD:	OVERALL	HOME	AWAY	NEUTRAL
ALL GAMES.....	(22-7)	(12-2)	(7-4)	(3-1)
CONFERENCE.....	(10-6)	(6-2)	(4-4)	(0-0)
NON-CONFERENCE.....	(12-1)	(6-0)	(3-0)	(3-1)

##	Player	GP-GS	Min--Avg	---TOTAL---		---3-PTS---		FT-FTA	Pct	---REBOUNDS---				PF	FO	A	TO	Blk	Stl	Pts	Avg
				FG-FGA	Pct	3FG-FGA	Pct			Off	Def	Tot	Avg								
14	KUBLINA, Ieva.....	29-29	926 31.9	140-344	.407	16-72	.222	89-107	.832	70	121	191	6.6	73	1	25	69	68	20	385	13.3
	Conference-Only..	16-16	496 31.0	79-184	.429	7-33	.212	42-54	.778	38	60	98	6.1	38	0	10	38	40	10	207	12.9
24	MASON, Carrie.....	29-29	1031 35.6	103-253	.407	45-121	.372	72-90	.800	6	78	84	2.9	32	0	75	77	4	53	323	11.1
	Conference-Only..	16-16	543 33.9	51-117	.436	24-60	.400	36-42	.857	1	48	49	3.1	17	0	38	44	0	23	162	10.1
23	CHRISS, Dawn.....	29-29	882 30.4	107-223	.480	1-2	.500	87-104	.837	44	93	137	4.7	77	2	64	76	26	43	302	10.4
	Conference-Only..	16-16	470 29.4	58-118	.492	0-1	.000	37-44	.841	17	46	63	3.9	44	2	39	39	9	23	153	9.6
54	GIBSON, Erin.....	29-28	889 30.7	104-212	.491	0-0	.000	64-104	.615	69	134	203	7.0	69	2	22	59	21	12	272	9.4
	Conference-Only..	16-15	474 29.6	52-106	.491	0-0	.000	27-48	.563	30	66	96	6.0	36	1	14	28	10	7	131	8.2
32	GARDIN, Kerri.....	29-27	726 25.0	77-233	.330	2-6	.333	62-92	.674	59	96	155	5.3	47	1	82	85	12	34	218	7.5
	Conference-Only..	16-14	433 27.1	50-141	.355	1-5	.200	35-47	.745	34	56	90	5.6	32	1	47	52	9	23	136	8.5
05	COPELAND, Kirby....	28-0	333 11.9	37-93	.398	0-0	.000	23-38	.605	26	39	65	2.3	42	0	29	54	3	26	97	3.5
	Conference-Only..	16-0	173 10.8	23-51	.451	0-0	.000	16-26	.615	13	19	32	2.0	25	0	16	32	2	17	62	3.9
10	RECCHIA, Fran.....	27-0	259 9.6	17-54	.315	7-29	.241	19-20	.950	4	24	28	1.0	6	0	14	20	0	3	60	2.2
	Conference-Only..	16-0	126 7.9	7-22	.318	2-13	.154	6-6	1.000	0	11	11	0.7	1	0	7	11	0	0	22	1.4
45	FINNERTY, Megan....	27-0	227 8.4	18-39	.462	0-0	.000	20-33	.606	17	22	39	1.4	31	0	2	20	3	8	56	2.1
	Conference-Only..	14-0	116 8.3	13-24	.542	0-0	.000	10-13	.769	8	11	19	1.4	17	0	1	9	2	6	36	2.6
42	SIMMONS, Davina....	24-1	184 7.7	21-48	.438	0-0	.000	5-10	.500	17	14	31	1.3	23	0	3	6	0	8	47	2.0
	Conference-Only..	15-1	139 9.3	16-36	.444	0-0	.000	5-8	.625	13	13	26	1.7	15	0	2	5	0	5	37	2.5
25	ANDERSON, Britney..	23-1	244 10.6	18-50	.360	0-0	.000	8-12	.667	12	20	32	1.4	14	0	16	19	3	15	44	1.9
	Conference-Only..	14-1	168 12.0	15-35	.429	0-0	.000	4-8	.500	9	13	22	1.6	10	0	11	14	3	9	34	2.4
21	FOWLER, Brandy.....	8-1	62 7.8	9-11	.818	0-0	.000	2-9	.222	9	6	15	1.9	6	0	1	6	2	2	20	2.5
	Conference-Only..	4-1	32 8.0	4-6	.667	0-0	.000	1-4	.250	2	2	4	1.0	5	0	0	2	2	2	9	2.3
11	DIAWARA, Nare.....	8-0	37 4.6	2-9	.222	0-0	.000	4-8	.500	7	6	13	1.6	4	0	1	2	3	0	8	1.0
	Conference-Only..	6-0	30 5.0	2-8	.250	0-0	.000	4-6	.667	7	5	12	2.0	4	0	1	2	2	0	8	1.3
	TEAM.....									45	62	107	3.7	0			9				
	Conference-Only..									23	37	60	3.8	0			6				
	Total.....	29	5800	653-1569	.416	71-230	.309	455-627	.726	385	715	1100	37.9	424	6	334	502	145	224	1832	63.2
	Conference-Only..	16	3200	370-848	.436	34-112	.304	223-306	.729	195	387	582	36.4	244	4	186	282	79	125	997	62.3
	Opponents.....	29	5800	611-1622	.377	86-308	.279	292-442	.661	364	607	971	33.5	531	-	287	526	107	236	1600	55.2
	Conference-Only..	16	3200	329-860	.383	50-164	.305	169-254	.665	184	326	510	31.9	263	5	166	294	58	138	877	54.8

SCORE BY PERIODS:	1st	2nd	Total
-----	-----	-----	-----
Virginia Tech.....	827	1005	- 1832
Opponents.....	728	872	- 1600

DEADBALL REBOUNDS:	OFF	DEF	TOTAL
-----	-----	-----	-----
Virginia Tech.....	84	12	96
Opponents.....	69	13	82