



2017 VIRGINIA TECH MEN'S SOCCER GAME NOTES

NCAA Tournament
2003 - 2005 - 2006 - 2007- 2016
College Cup
2007

The Series:

Virginia Tech trails the all-time series with the Demon Deacons 3-17-2. The last meeting was in the 2016 NCAA Elite Eight at Spry Stadium. Wake Forest came away with a 2-0 victory.

GAME 13

VIRGINIA TECH VS NO. 2 WAKE FOREST

HEAD COACH: Mike Brizendine
SEASONS AT VIRGINIA TECH: Nine
VIRGINIA TECH RECORD: 57-83-22
2017 RECORD: 7-5, 2-3



HEAD COACH: Bobby Muuss
SEASONS AT Wake Forest: Third
Wake Forest RECORD: 48-7-5
2017 RECORD: 12-1, 5-0

Up next for Tech: The Hokies will travel to Williamsburg, Va. on Wednesday, Oct. 18 to take on the William & Mary Tribe at 7 p.m. The game will be televised on Cox.

SCOUTING WAKE FOREST

- The Deacons have won nine straight since their only setback of the season on Sept. 5.
- Jon Bakero leads Wake with 30 points on the season (nine goals, 12 assists), while four other players have 10 or more points in 2017.
- In goal, Andrew Cases Mundet has four shutouts in goals for the Deacons, and the team has five overall in 2017.

THIS DATE IN TECH SOCCER HISTORY

- Virginia Tech is 4-4-1 all-time on Oct. 14, most recently competing on that date in 2016, falling to Syracuse 1-0. Tech is 2-3 in such away games.

LAST TIME OUT

- Tech's five-game winning streak came to an end against seventh-ranked Louisville, 1-0. The Cardinals found the net off a deflected cross into the box which last touched a Hokie defender.

CLEAN SHEETS

- Ben Lundgaard has earned three shutouts during the season. The senior now has 20 for his career, four away from tying the program mark set by Chase Harrison.

STRICKLER STEPS UP

- Freshman Kristo Strickler scored his first career goal against Davidson, which proved to be the game-winner.
- Two of his three goals on the year have come in the game-winning variety.
- Strickler has emerged as a contributor for the Hokies since his inclusion in the starting lineup against North Carolina, scoring seven total points.

MARCELO ACUNA TOPS THE CHARTS

- Acuna's four game-winning goals this season is the best mark in the ACC.
- On the year, he has eight goals and two assists for 18 points, leading the Hokies for the second consecutive season.

LUNDGAARD AMONG ACC'S BEST

- The senior keeper has kept three clean sheets, but also leads the conference in saves.

TAKING DOWN THE TOP 10

- The Hokies have already defeated one top 10 team this season, a 2-1 triumph over then No. 1 Notre Dame.
- Should Tech defeat No. 2 Wake Forest, it would be the second consecutive season that the Hokies defeated two teams ranked in the top 10.
- In 2016, the Hokies took down No. 10 Charlotte and No. 7 Indiana in the NCAA Tournament before falling to the second-ranked Demon Deacons in the Elite Eight.

HOME STRETCH

- The Hokies enter the final two weeks of the regular season with four games remaining.
- Tech has one non-conference game left, a Wednesday night matchup with in-state rival William & Mary, before closing with two ACC matches.
- Tech's lone remaining home game at Thompson Field will be Senior Day for the program against North Carolina.

2017 SCHEDULE & RESULTS

OVERALL 7-5 | ACC 2-5 | H 3-2-0 | A 3-2 | N 1-1

AUGUST

15	at ETSU (EXH)	W, 1-0
19	CLEMSON (EXH.)	T, 4-4
25	at No. 14 Creighton	W, 2-0
27	at Nebraska Omaha	L, 1-5

SEPTEMBER

1	vs Pacific \$	L, 0-1
3	vs Binghamton \$	W, 2-1
8	at Duke*	L, 1-3
15	NO. 12 VIRGINIA*	L, 1-2
19	DAVIDSON	W, 2-1
22	NO. 1 NOTRE DAME*	W, 2-1
26	LONGWOOD	W, 2-0
29	at Boston College*	W, 1-0

OCTOBER

3	at South Carolina	W, 3-2
6	LOUISVILLE*	L, 0-1
14	at Wake Forest*	7:30 PM
18	at William & Mary	7 PM
22	NORTH CAROLINA*	2:30
27	at Pitt*	7 PM

NOVEMBER

1	ACC First Round	
5	ACC Quarterfinals	
8	ACC Semifinals	
11	ACC Championship^	

All times are Eastern Standard Time

Home games in **BOLD**

\$ games played in Harrisonburg, Va.

* denotes ACC game

^ACC Championship game Charleston, S.C.

STRATEGIC COMMUNICATIONS

Carter Brown, Primary Contact
C: 804-551-0457 O: 540-231-6892
Email: cart315@vt.edu



2017 VIRGINIA TECH MEN'S SOCCER GAME NOTES

QUICK FACTS

UNIVERSITY INFORMATION

Location.....Blacksburg, Va.
 Founded.....1862
 Enrollment.....30,000
 Nickname.....Hokies
 School colors.....Chicago maroon and burnt orange
 Affiliation.....NCAA Division 1
 Conference.....Atlantic Coast (ACC)
 President.....Dr. Timothy Sands
 Athletic Director.....Whit Babcock

HISTORY

First season.....1972
 All-Time Overall Record.....371-354-80
 All-Time ACC Record.....21-67-21
 NCAA Tournament Appearances/Last.....5/2016

COACHING STAFF

Head Coach.....Mike Brizendine
 Career Record/Year.....57-83-22 (Nine years)
 Record at VT/Years.....57-83-22 (Nine years)
 Assistant Coach.....Jeff Kinney
 Assistant Coach.....Patrick McSorley
 Goalkeeper Coach.....Ryan Hulings

SUPPORT STAFF

Sport Administrator.....Omar Banks
 Athletic Trainer.....Jimmy Lawrence
 Equipment Manager.....Michael
 Academic Advisor.....Tim Moore
 Athletics Communications.....Carter Brown
 Marketing.....Bob Gavagan

TEAM INFORMATION

2016 Overall Record.....13-5-4
 ACC Record/Finish.....3-4-1 (Ninth)
 Home Record.....7-1-2
 Away Record.....5-4-2
 Neutral Record.....1-0
 Final Ranking.....8
 Postseason.....NCAA Elite Eight
 Letter winners Returning/Lost.....17/5
 Starters Returning/Lost.....9/2
 Newcomers.....12
 Roster Breakdown (Sr/Jr/So/Fr).....9/2/7/11

STADIUM INFORMATION

Home Field (Capacity).....Thompson Field (2,028)
 Surface.....Grass
 Record at Thompson Field.....64-49-19

MAC HERMANN

▪ Marcelo Acuna has been named to the 2017 MAC Hermann Award Watch List, presented to the nation's best collegiate soccer player.

CAPTAINS

▪ Lundgaard, Acuna and Collin Verfurth will wear the captains armband on the pitch for the Hokies in 2017. Lundgaard and Verfurth have each been capped 50-plus times for the Hokies.

THE LAST TIME THEY SCORED

PLAYER (CAREER GOAL)	OPPONENT	DATE
Marcelo Acuna (19)	South Carolina	10/3/17
Collin Verfurth (8)	Virginia	9/15/17
Brendan Moyers (2)	Indiana	11/27/16
Elias Tamburini (2)	Clemson	9/23/16
Drew Ott (2)	VMI	10/4/16
Nico Quashie (2)	Charlotte	11/20/16
Humberto Montero (1)	Pitt	10/28/16
Will Mejia (1)	South Florida	9/2/16
James Kasak (2)	Creighton	8/25/17
Justus Kauppinen (2)	South Carolina	10/3/17
Rory Slevin (1)	Duke	10/7/16
Gino Rossi (1)	Pitt	10/28/16
Forrest White (1)	Indiana	11/27/16
Burke Bender (1)	South Florida	9/2/16
Rodrigo Zampieri (1)	VMI	9/30/14
Kristo Strickler (3)	South Carolina	10/3/17

HOKIES

17-138
1.42
.123
60-138
11.5
.435
11
49
3-4
13
1

CATEGORY

Goals-shot attempts
 Goals per game
 Shot percent
 SOG-attempts
 Shots/Game
 SOG percent
 Assists
 Corner Kicks
 Penalty Kicks
 Yellow Cards
 Red Cards

OPP

17-166
1.42
.102
81-166
13.8
.488
18
56
0-0
14
1

SEASON TRENDS

Overall.....	7-5-0
Conference.....	2-3-0
Non-Conference.....	5-2-0
Ranked Teams.....	2-2-0
At Thompson Field.....	3-2-0
Away.....	3-2-0
Neutral.....	1-1-0
Day.....	1-1-0
Night.....	6-4-0
Monday.....	0-0-0
Tuesday.....	3-0-0
Wednesday.....	0-0-0
Thursday.....	0-0-0
Friday.....	3-4-0
Saturday.....	0-0-0
Sunday.....	1-1-0
August.....	1-1-0
September.....	5-3-0
October.....	1-1-0
November.....	0-0-0
One-goal Games.....	5-3-0
Two-goal Games.....	2-1-0
Games decided by 3+ goals.....	0-1-0
Regulation.....	7-5-0
Overtime.....	0-0-0
Scored zero goals.....	0-2-0
Scored one goal.....	1-3-0
Scored two goals.....	5-0-0
Scored three goals.....	1-0-0
Scored four or more goals.....	0-0-0
Allowed zero goals.....	3-0-0
Allowed one goal.....	3-2-0
Allowed two goals.....	1-1-0
Allowed three goals.....	0-1-0
Allowed more than three goals.....	0-1-0
Scored first.....	5-0-0
Scored second.....	2-3-0
Did not score.....	0-2-0
Led at halftime.....	3-0-0
Trailed at halftime.....	1-3-0
Tied at halftime.....	3-2-0
Grass surface.....	5-4-0
Artificial surface.....	2-1-0
Wearing white jersey.....	3-3-0
Wearing maroon jersey.....	0-0-0
Wearing orange jersey.....	1-0-0
Wearing anthracite jersey.....	3-2-0



2017 VIRGINIA TECH MEN'S SOCCER GAME NOTES

NATIONAL TOP 25 POLLS WEEK 8

United Soccer Coaches		Top Drawer Soccer		Soccer America		NCAA RPI	
1. Indiana (22)	10-0-2	1. Indiana	10-0-2	1. Indiana	10-0-2	1. Michigan State	9-1-2
2. Wake Forest (1)	11-1-0	2. Maryland	9-0-3	2. Maryland	9-0-3	2. Wake Forest	11-1-0
3. Maryland	9-0-3	3. Wake Forest	11-1-0	3. Wake Forest	11-1-0	3. North Carolina	11-2-0
4. North Carolina	11-1-0	4. North Carolina	11-1-0	4. North Carolina	11-2-0	4. Louisville	8-1-2
5. Louisville	8-1-2	5. Virginia	8-1-2	5. Stanford	9-2-0	5. Notre Dame	8-2-1
6. Michigan State (1)	9-1-2	6. Louisville	8-1-2	6. Virginia	8-1-2	6. Virginia	8-1-2
7. Notre Dame	8-2-1	7. Notre Dame	8-2-1	7. Notre Dame	8-2-1	7. Duke	9-2-1
8. Stanford	9-2-0	8. Western Michigan	10-2-1	8. Louisville	8-1-2	8. Maryland	9-0-3
9. Georgetown	8-2-1	9. Georgetown	8-2-1	9. Georgetown	8-1-1	9. Western Michigan	10-2-1
10. Virginia	8-1-2	10. Michigan State	9-1-2	10. Clemson	8-3-0	10. Indiana	10-0-2
11. Clemson	8-3-0	11. Duke	10-2-1	11. Duke	9-2-1	11. Air Force	9-1-1
12. Air Force	9-1-1	12. Akron	6-3-1	12. Michigan State	9-1-2	12. Butler	7-3-0
13. Western Michigan	10-2-1	13. Clemson	8-3-0	13. Western Michigan	10-2-1	13. Clemson	8-3-0
14. Florida International	6-0-3	14. Air Force	9-1-1	14. UNC Wilmington	9-2-0	14. Columbia	6-1-2
15. UNC Wilmington	9-2-0	15. Stanford	9-2-0	15. Old Dominion	7-1-2	15. Georgetown	8-1-1
16. Duke	10-2-1	16. Columbia	6-1-2	16. Butler	7-3-0	16. Ohio State	7-3-1
17. Southern Methodist	5-0-2	17. Ohio State	7-3-1	17. Akron	6-3-1	17. Dartmouth	7-2-1
18. Old Dominion	8-2-0	18. Butler	7-3-0	18. UMBC	6-2-3	18. VCU	5-3-0
19. Washington	7-2-1	19. UNC Wilmington	9-2-0	19. Air Force	9-1-1	19. Southern Methodist	8-2-0
20. Butler	5-2-2	20. Florida International	6-0-3	20. Florida International	6-0-3	20. UNC Wilmington	9-2-0
21. Kentucky	5-1-2	21. New Hampshire	7-1-3	21. Pacific	8-3-0	21. Michigan	7-3-2
22. Columbia	8-2-0	22. Old Dominion	7-1-2	22. Ohio State	7-3-1	22. Virginia Tech	7-5-0
23. New Hampshire	7-2-0	23. Kentucky	7-2-2	23. Southern Methodist	8-2-0	23. Old Dominion	7-1-2
24. Michigan	7-3-2	24. Southern Methodist	8-2-0	24. Columbia	6-1-2	24. Kentucky	7-2-2
25. Rider	8-2-0	25. Albany	9-2-0	25. New Hampshire	7-1-2	25. Akron	6-3-1

PRESEASON ACC SELECTIONS

ATLANTIC		COASTAL	
1. Wake Forest (8)	62	1. North Carolina (9)	69
2. Clemson (3)	60	2. Virginia (2)	58
3. Louisville (1)	52	3. Notre Dame (1)	51
4. Syracuse	41	4. Virginia Tech	31
5. Boston College	20	5. Duke	28
6. NC State	17	6. Pitt	15

ATLANTIC DIVISION STANDINGS

	ACC	PCT	Overall	PCT
1. Wake Forest	5-0	1.000	12-1	.923
2. Louisville	4-1	.800	9-1-2	.833
3. Clemson	2-3	.400	9-3	.750
4. NC State	2-3	.400	6-4-1	.591
5. Syracuse	0-4-1	.100	5-6-2	.462
6. Boston College	0-5	.000	4-8	.333

COASTAL DIVISION STANDINGS

	ACC	PCT	Overall	PCT
1. North Carolina	4-1	.800	11-2	.846
2. Notre Dame	3-1-1	.700	9-2-1	.792
3. Duke	3-2	.600	10-2-1	.808
4. Virginia	2-1-2	.600	9-1-2	.833
5. Virginia Tech	2-3	.400	7-5	.583
6. Pittsburgh	1-4	.200	7-6	.538



2017 VIRGINIA TECH MEN'S SOCCER GAME NOTES

ALPHABETICAL ROSTER

Acuna, Marcelo	11
Bender, Burke	29
Bluemler, Jakob	31
Damiani, Daniel	28
Dudon, Matt	19
Filby, Charles	25
Hong, Hyunseung	26
Ingason, Jon	5
Kasak, James	8
Kauppinen, Justus	24
Kickbush, Hayden	27
Koho, Emil	12
Lamps, Morten	00
Lennon, Cameron	21
Lundgaard, Benjamin	0
McCoy, Robert	10
Montero, Humberto	14
Moyers, Brendan	6
Ott, Drew	18
Quashie, Nico	32
Rossi, Gino	22
Roux, Gaetan	30
Slevin, Rory	16
Strickler, Kristo	15
Tamburini, Elias	9
Verfurth, Collin	3
von Westphalen	17
White, Forrest	23
Zampieri, Rodrigo	20

NUMERICAL ROSTER

No.	Name	Class	Position	Height	Hometown/Last School (Club team)
0	Morten Lamps	Sr.	GK	6-2	Flensburg, Germany/Felnsburg08
1	Ben Lundgaard	Sr.	GK	6-5	Greenville, Del./Salesianum School
3	Collin Verfurth	Sr.	M	6-3	Ashburn, Va./Briar Woods
5	Jon Ingason	Fr.	D	6-1	Reykjavik, Iceland/Grindavik F.C.
6	Brendan Moyers	So.	M	6-0	Earlysville, Va./Albermarle HS
8	James Kasak	So.	F	5-9	Stuarts Draft, Va./Riverheads HS
9	Elias Tamburini	Sr.	D	5-10	Helsinki, Finland/Patrick Henry CC
10	Robert McCoy	Fr.	M	5-10	Richmind, Va./Chargers Academy
11	Marcelo Acuna	Sr.	F	6-2	San Jose, Costa Rica/Houston Baptist
12	Emil Koho	Fr.	M	6-0	Espoo Finland, FC Espoo
14	Humberto Montero	So.	F	6-2	San Jose, Costa Rica/Deportivo Saprissa
15	Kristo Strickler	Fr.	M	5-10	Hilliard, Ohio/Blast F.C.
16	Rory Slevin	Jr.	M	5-11	Middletown, N.J./Christian Brothers Acad.
17	Gregor von Westphalen	Fr.	F	6-4	Homburg, Germany/FSV Frankfurt
18	Drew Ott	r-Jr.	F	5-10	Virginia Beach, Va./Norfolk Academy
19	Matt Dudon	Sr.	D	5-11	Dayton, Ohio/Columbus Crew Academy
20	Rodrigo Zampieri	So.	D	6-0	Sao Sebastio do Paraiso, Brazil/Montverde
21	Cameron Lennon	Fr.	M	6-0	Dallas, Texas/Lonestar Soccer Club
22	Gino Rossi	Sr.	M/D	6-0	Schenectady, N.Y./Schalmont
23	Forrest White	Sr.	M	6-0	Crozet, Va./West Albermarle
24	Justus Kauppinen	Fr.	M	5-7	Mantsala, Finland/FC Lahti Academy
25	Charles Filby	So.	GK	6-4	Houston, Texas/Bellarie High
26	Hyunseung Hong	Fr.	M	5-11	Yongin Si, Korea
27	Hayden Kickbush	Fr.	GK	6-2	Arlington, Va./Arlington Soccer Association
28	Daniel Damiani	So.	M	6-1	Alexandria, Va./West Potomac HS
29	Burke Bender	So.	D	6-2	Waynesboro, Va./Waynesboro HS
30	Gaetan Roux	r-Fr.	F	5-7	Arlington, Va./Episcopal HS
31	Jakob Bluemler	Fr.	F	5-8	Bad Soden, Germany/FSV Frankfurt
32	Nico Quashie	So.	F	6-2	Springfield, Va./Lake Braddock Secondary

COACHING STAFF

Head Coach Mike Brizendine (James Madison '99), Ninth year
Associate Head Coach Jeff Kinney (American '03), Sixth year
Assistant Coach Patrick McSorley (James Madison '96), Ninth year
Goalkeeper Coach Ryan Hulings (Baldwin-Wallace '14), Second year

PRONUNCIATION GUIDE

- Ben **Lundgaard**..... Lund-guard
- Jon Ingason**..... John Ing-a-son
- James **Kasak**..... Cass-sick
- Elias Tamburini**..... Ellie-as Tam-bur-ini
- Marcelo **Acuna**..... Ah-coon-ah
- Humberto Montero**..... Hum-bear-toe
- Gregor von **Westphalen**..... West-fay-len
- Matt **Dudon**..... Doo-don
- Rodrigo **Zampieri**..... Zam-pee-air-ie
- Justus Kauppinen**..... You-stus
- Hyunseung Hong**..... Hi-un-sung
- Daniel **Damiani**..... Da-me-ah-knee
- Gaetan Roux**..... Gay-ton Roo
- Jakob Bluemler**..... Jacob
- Nico **Quashie**..... Quashie (rhymes with squashie)

HOKIES BY STATE

Virginia (10)
 Burke Bender (Waynesboro)
 Daniel Damiani (Alexandria)
 James Kasak (Stuarts Draft)
 Hayden Kickbush (Arlington)
 Robert McCoy (Richmond)
 Brendan Moyers (Earlysville)
 Drew Ott (Virginia Beach)
 Nico Quashie (Springfield)
 Collin Verfurth (Ashburn)
 Forrest White (Crozet)
Ohio (2)
 Matt Dudon (Dayton)
 Kristo Strickler (Hilliard)
Texas (2)
 Charles Filby (Houston)
 Camron Lennon (Austin)
Delaware (1)
 Ben Lundgaard (Greenville)
New Jersey (1)
 Rory Slevin (Middletown)

HOKIES BY COUNTRY

Finland (3)
 Justus Kauppinen (Mantsala)
 Emil Koho (Espoo)
 Elias Tamburini (Helsinki)
Germany (3)
 Jakob Bluemler (Bad Soden)
 Morten Lamps (Flensburg)
 Gregor von Westphalen (Bad Homburg)
Costa Rica (2)
 Marcelo Acuna (San Jose)
 Humberto Montero (San Jose)
Brazil (1)
 Rodrigo Zampieri (Sao Sebastio do Paraiso)
France (1)
 Gaetan Roux (Paris)
Iceland (1)
 Jon Ingason (Vestmannaeyjar)
Korea (1)
 Hyunseung Hong (Yongin Si)

Virginia Tech's 2017 roster features student-athletes from eight countries; Brazil, Costa Rica, Finland, France, Germany, Iceland, Korea and the United States. Domestically, the Hokies hail from six states including; Delaware, New Jersey, New York, Ohio, Texas and Virginia.



2017 VIRGINIA TECH MEN'S SOCCER GAME NOTES



HEAD COACH: MIKE BRIZENDINE

In his nine years at the helm of the Virginia Tech program, head coach Mike Brizendine has worked to return the Hokies to the top of the Atlantic Coast Conference. Last season, Brizendine's squad made a triumphant return to the NCAA tournament, winning three games on the way to the Elite Eight.

The 2016 season marked a resurgence of the Tech soccer program, winning six straight games to open the season en route to a No. 15 ranking. After opening the non-conference portion of the season by upsetting No. 18 Ohio State and No. 24 Georgetown, the Hokies would end the season 10-1-3 against non-league opponents. Rising to a No. 15 ranking during the regular season, the Hokies compiled their best ACC record in Brizendine's tenure, finishing 3-4-1 to earn a nine seed in the ACC Tournament. Tech's four losses all came against programs ranked in the top-10: tenth-ranked Syracuse, seventh-ranked Clemson, third-ranked UNC and top-ranked Notre Dame. The team picked up an at-large bid to the NCAA tournament, the program's first in a decade, opening with a 1-0 victory over East Tennessee State. The Hokies downed powerhouse programs No. 10 Charlotte and No. 7 Indiana on the road to advance to the Elite Eight, earning the team a final ranking of eighth.

Brizendine was named the 2016 Virginia SID Coach of the Year with junior Marcelo Acuna earning third-team All-America honors. Senior Juan Pablo Saavedra joined an elite group of former Hokies when he was drafted by FC Toronto in the 2016 MLS Draft.

Brizendine has coached 21 players that have gone on to play professional soccer, as well as six MLS draftees. After taking over a team facing significant recruiting restrictions and coming off a four-win season, his leadership has returned Virginia Tech to prominence, well on the way to the upper echelons of collegiate soccer.

After serving 10 years as a collegiate assistant coach, including five at Virginia Tech, Brizendine finally got his opportunity lead his own program when former AD Jim Weaver promoted him to the head coach on June 11, 2009.

During the 2015 season, Brizendine and his young squad won five games, including an upset against then-No. 10 Xavier. At the conclusion of the season, forward Ricardo John signed with the professional team Central F.C. in his native country of Trinidad and Tobago.

In 2014, Brizendine's young squad produced seven wins, including victories over Wake Forest, NC State, SIUE and UNCG. Freshman Ricardo John, who tallied 11 points, was named all-conference and all-region. Underclassmen scored all 19 goals and freshman keeper Ben Lundgaard recorded six shutouts in seeing nearly 75 percent of the minutes in goal.

The 2013 season saw a school-record three players either drafted into the MLS or sign professional contracts following the season. The Hokies also earned eight points in ACC play, the most since 2007, behind five ties and an upset victory over No. 17 Syracuse. Under Brizendine's direction, the Hokie defense only allowed 23 goals all season, the lowest total allowed since 2005, as well as the second first-team All-ACC selection in school history.

Quick Facts

Seasons at VT	Ninth Season
Overall Record	57-82-22 (.419) Games: 161
ACC Record	12-46-13 (.250) Games: 71
vs. Non-Conference	45-36-9 (.545) Games: 90
vs. Ranked Teams	10-37-7 (.250) Games: 54
Record Home	33-30-14 (.519) Games: 77
Record Away	17-45-8 (.290) Games: 70
Record Neutral	7-7 (.500) Games: 14
Career Record	57-82-22 (.419) Games: 161

Personal

Born: April 13, 1977
Hometown: McLean, Virginia
Wife: former Lucy Draper
Children: daughters Sloane, Reece and Millie

Education

High School: McLean High School
College: James Madison University (B.A. in religion, 1999)

Brizendine's 2012 team earned the most wins in a season (seven) for the program since 2007. On Nov. 5, 2012, in College Park, Md., the Hokies scored three unanswered goals to top NC State in the first round of the Atlantic Coast Conference tournament, capturing only the second victory for the team in the tournament since the school joined the conference in 2004.

The 2011 side played five top-25 opponents during the season, and the year was highlighted by a 1-0 double-overtime win over 2011 NCAA champion North Carolina. The victory was the program's first over a No. 1 ranked opponent since 2004.

Under Brizendine's guidance, the Hokies have also had a great deal of success in the classroom. His teams earned the NSCAA Team Academic Award five times (2010-14, 16). The award honors teams with a cumulative grade-point average of 3.0 or higher.

As an assistant under former coach Oliver Weiss, Brizendine played an integral role in helping the Hokies make it to the College Cup for the first time in the program's history. For his contributions, he was recognized as the NSCAA's Atlantic Region Assistant Coach of the Year in 2007.

Brizendine joined the Hokie staff after a successful stint with Bridgewater (Va.) College, a Division III program that participates in the Old Dominion Athletic Conference (ODAC). After assisting both the men's and women's programs at Bridgewater in 2000, he became the head men's coach from 2001 to 2003, guiding the team from non-competitive status to a full-fledged Division III program. Brizendine led Bridgewater to its two best single-season records – 12-6 in 2003 and 11-7 in 2002 – for a 23-13 mark over two seasons and a .639 winning percentage. For this significant turn-around, his peers named him ODAC Coach of the Year in 2003.

Prior to his time at Bridgewater College, he was an assistant coach at Ferrum College for the men's soccer team in 1999. He has also been active guiding and encouraging kids in youth soccer programs throughout his coaching career.

As a player, he lettered four seasons at James Madison University from 1995-98 and ended his career sixth in all-time scoring for the Dukes. He earned all-conference and all-region recognition during his four-year career. He also played professionally with the Roanoke Wrath (1999) and the Northern Virginia Royals (2000 and 2001) of the Division 3 league.



2017 VIRGINIA TECH MEN'S SOCCER GAME NOTES

THE HOME OF THE HOKIES: THOMPSON FIELD



Thompson Field serves as the home of the Virginia Tech men's and women's soccer teams as well as the lacrosse team. Located in the center of the Virginia Tech athletics complex, the facility ranks as one of the finest for both soccer and lacrosse in the Atlantic Coast Conference.

Located across from Lane Stadium, the Hokies' football home, and adjacent to Tech Softball Park, Thompson Field was completed in the fall of 2003 and dedicated in 2008 in the name of Sandra D. Thompson, a longtime supporter of women's athletics at Virginia Tech.

The field is a bluegrass playing surface and measures approximately 75 by 120 yards. It is equipped with an underground irrigation system and a drainage system that allows for it to be ready for play quickly following rainstorms. The complex also features a wireless scoreboard, and a permanent Hubbell lighting system allows for night games.

The athletics department has made improvements gradually since the venue opened in 2003. In 2005, workers completed a new restroom facility for the field, and during the summer of 2008, a new game operations center was erected atop the stadium above the fans. The approximately 900-square foot facility includes two broadcast booths for both home team and visiting team radio broadcasts. The center also has two covered areas devoted to broadcasting and/or videographers' cameras, and there is a large working area for media members covering the Hokies.

The climate-controlled facility also contains a state-of-the-art sound system and Ethernet capability. The Internet-ready facility allows Tech's official athletics website, hokiesports.com, to originate live audio broadcasts and live stats of the Hokies' matches from the press box. Above the grandstand is a wired camera deck.

Between each team's bench area is the Sandy D. Thompson Press Box. Formerly the press operations center for the field, the facility is now used as a halftime room for game officials and as an auxiliary area for press and game operations.

Thompson Field, which has been expanded since it was opened, now features approximately 2,028 bench-back seats, where each fan has an unobstructed view of the playing surface. Spacious area around the field allows for nearly 1,500 more fans to watch games.

Men's Soccer at Thompson Field

Seasons in Use	15th Season
Overall Record	64-50-19 (.553) Games: 133
ACC Record	14-32 (.304) Games: 46
vs. Non-Conference	47-16-19 (.689) Games: 82
vs. Ranked Teams	10-26 (.278) Games: 36

Women's Soccer at Thompson Field

Seasons in Use	15th Season
Overall Record	92-39-17 (.679) Games: 148
ACC Record	29-28 (.509) Games: 57
vs. Non-Conference	62-9-17 (.801) Games: 88
vs. Ranked Teams	15-29 (.341) Games: 44

Lacrosse at Thompson Field

Seasons in Use	15th Season
Overall Record	46-50 (.479) Games: 96
ACC Record	3-30 (.091) Games: 33
vs. Non-Conference	41-18 (.695) Games: 59
vs. Ranked Teams	3-35 (.079) Games: 38

TV/RADIO ROSTER



#0 Morten Lamps



#1 Ben Lundgaard



#2 Will Mejia




#3 Collin Verfurth



#5 Jon Ingason



#6 Brendan Moyers




#8 James Kasak




#9 Elias Tamburini




#10 Robert McCoy



#11 Marcelo Acuna




#12 Emil Koho




#14 Humberto Montero



#15 Kristo Strickler




#16 Rory Slevin



#17 G. von Westphalen




#18 Drew Ott



#19 Matt Dudon



#20 Rodrigo Zampieri



#21 Camron Lennon




#22 Gino Rossi



#23 Forrest White



#24 Justus Kauppinen



#25 Charles Filby



#26 Hyunseung Hong



#27 Hayden Kickbush



#28 Daniel Damiani



#29 Burke Bender



#30 Gaetan Roux



#31 Jakob Bluemler



#32 Nico Quashie

**2017 Atlantic Coast Conference
TEAM LEADERS
Through games of Oct 11, 2017 (All games)**



Team Miscellaneous	GP	Shots	Fouls	Offside	Corners	PK-PKA	YC-RC
Boston College	12	161	171	26	51	2-2	14-1
Clemson	12	199	180	34	91	3-3	19-1
Duke	13	201	159	32	84	1-1	19-2
Louisville	12	157	176	15	67	4-4	16-1
NC State	12	119	161	18	60	2-1	25-1
North Carolina	13	176	99	17	74	4-4	11-0
Notre Dame	12	173	87	22	80	2-2	9-1
Pitt	13	156	171	15	59	1-1	24-1
Syracuse	13	129	179	27	82	3-3	23-3
Virginia	12	158	140	33	66	5-4	21-1
Virginia Tech	12	138	151	12	49	4-3	13-1
Wake Forest	13	228	153	26	101	3-3	15-0

SHOTS	GP	No.	Avg/G
1. Wake Forest	13	228	17.54
2. Duke	13	201	15.46
3. Clemson	12	199	16.58
4. North Carolina	13	176	13.54
5. Notre Dame	12	173	14.42
6. Boston College	12	161	13.42
7. Virginia	12	158	13.17
8. Louisville	12	157	13.08
9. Pitt	13	156	12.00
10. Virginia Tech	12	138	11.50
11. Syracuse	13	129	9.92
12. NC State	12	119	9.92

POINTS	GP	No.	Avg/G
1. Wake Forest	13	130	10.00
2. North Carolina	13	105	8.08
3. Clemson	12	88	7.33
4. Duke	13	73	5.62
5. Notre Dame	12	70	5.83
6. Virginia	12	69	5.75
7. Louisville	12	66	5.50
8. Pitt	13	62	4.77
9. Boston College	12	58	4.83
10. Syracuse	13	51	3.92
NC State	12	51	4.25
12. Virginia Tech	12	45	3.75

GOALS	GP	No.	Avg/G
1. Wake Forest	13	41	3.15
2. North Carolina	13	37	2.85
3. Clemson	12	29	2.42
4. Virginia	12	26	2.17
5. Duke	13	25	1.92
6. Louisville	12	24	2.00
7. Notre Dame	12	22	1.83
8. Pitt	13	19	1.46
Syracuse	13	19	1.46
10. Virginia Tech	12	17	1.42
Boston College	12	17	1.42
12. NC State	12	16	1.33

GOALS PER GAME	GP	No.	Avg/G
1. Wake Forest	13	41	3.15
2. North Carolina	13	37	2.85
3. Clemson	12	29	2.42
4. Virginia	12	26	2.17
5. Louisville	12	24	2.00
6. Duke	13	25	1.92
7. Notre Dame	12	22	1.83
8. Syracuse	13	19	1.46
Pitt	13	19	1.46
10. Boston College	12	17	1.42
Virginia Tech	12	17	1.42
12. NC State	12	16	1.33

ASSISTS	GP	No.	Avg/G
1. Wake Forest	13	48	3.69
2. North Carolina	13	31	2.38
3. Clemson	12	30	2.50
4. Notre Dame	12	26	2.17
5. Boston College	12	24	2.00
Pitt	13	24	1.85
7. Duke	13	23	1.77
8. NC State	12	19	1.58
9. Louisville	12	18	1.50
10. Virginia	12	17	1.42
11. Syracuse	13	13	1.00
12. Virginia Tech	12	11	0.92

ASSISTS PER GAME	GP	No.	Avg/G
1. Wake Forest	13	48	3.69
2. Clemson	12	30	2.50
3. North Carolina	13	31	2.38
4. Notre Dame	12	26	2.17
5. Boston College	12	24	2.00
6. Pitt	13	24	1.85
7. Duke	13	23	1.77
8. NC State	12	19	1.58
9. Louisville	12	18	1.50
10. Virginia	12	17	1.42
11. Syracuse	13	13	1.00
12. Virginia Tech	12	11	0.92



**2017 Atlantic Coast Conference
TEAM LEADERS
Through games of Oct 11, 2017 (All games)**

GOALS ALLOWED	GP	No.	Avg/G
1. Louisville	12	8	0.67
2. Clemson	12	10	0.83
Notre Dame	12	10	0.83
Wake Forest	13	10	0.77
5. Duke	13	12	0.92
6. Virginia	12	13	1.08
North Carolina	13	13	1.00
8. NC State	12	14	1.17
9. Pitt	13	15	1.15
10. Virginia Tech	12	17	1.42
11. Syracuse	13	18	1.38
12. Boston College	12	19	1.58

GOALS AGAINST AVERAGE	GP	GA	Minutes	GA Avg.
1. Louisville	12	8	1120:00	0.64
2. Wake Forest	13	10	1197:39	0.75
3. Notre Dame	12	10	1119:06	0.80
4. Clemson	12	10	1102:15	0.82
5. Duke	13	12	1195:21	0.90
6. North Carolina	13	13	1174:07	1.00
7. Virginia	12	13	1148:01	1.02
8. NC State	12	14	1122:12	1.12
9. Pitt	13	15	1178:35	1.15
10. Syracuse	13	18	1223:25	1.32
11. Virginia Tech	12	17	1080:00	1.42
12. Boston College	12	19	1106:18	1.55

SAVES	GP	No.	Avg/G
1. Virginia Tech	12	64	5.33
2. Pitt	13	53	4.08
3. Boston College	12	44	3.67
4. Duke	13	40	3.08
5. Virginia	12	33	2.75
6. Syracuse	13	31	2.38
7. North Carolina	13	30	2.31
NC State	12	30	2.50
9. Clemson	12	29	2.42
10. Notre Dame	12	28	2.33
11. Louisville	12	22	1.83
12. Wake Forest	13	17	1.31

SHUTOUTS	GP	No.	Avg/G
1. Louisville	12	7	0.58
2. NC State	12	5	0.42
Clemson	12	5	0.42
Duke	13	5	0.38
Wake Forest	13	5	0.38
6. Pitt	13	4	0.31
7. Notre Dame	12	3	0.25
Virginia	12	3	0.25
Virginia Tech	12	3	0.25
North Carolina	13	3	0.23
11. Boston College	12	2	0.17
12. Syracuse	13	1	0.08

FOULS	GP	No.	Avg/G
1. Clemson	12	180	15.00
2. Syracuse	13	179	13.77
3. Louisville	12	176	14.67
4. Pitt	13	171	13.15
Boston College	12	171	14.25
6. NC State	12	161	13.42
7. Duke	13	159	12.23
8. Wake Forest	13	153	11.77
9. Virginia Tech	12	151	12.58
10. Virginia	12	140	11.67
11. North Carolina	13	99	7.62
12. Notre Dame	12	87	7.25

CORNERS	GP	No.	Avg/G
1. Wake Forest	13	101	7.77
2. Clemson	12	91	7.58
3. Duke	13	84	6.46
4. Syracuse	13	82	6.31
5. Notre Dame	12	80	6.67
6. North Carolina	13	74	5.69
7. Louisville	12	67	5.58
8. Virginia	12	66	5.50
9. NC State	12	60	5.00
10. Pitt	13	59	4.54
11. Boston College	12	51	4.25
12. Virginia Tech	12	49	4.08

OFFSIDES	GP	No.	Avg/G
1. Clemson	12	34	2.83
2. Virginia	12	33	2.75
3. Duke	13	32	2.46
4. Syracuse	13	27	2.08
5. Boston College	12	26	2.17
Wake Forest	13	26	2.00
7. Notre Dame	12	22	1.83
8. NC State	12	18	1.50
9. North Carolina	13	17	1.31
10. Pitt	13	15	1.15
Louisville	12	15	1.25
12. Virginia Tech	12	12	1.00

YELLOW CARDS	GP	No.	Avg/G
1. NC State	12	25	2.08
2. Pitt	13	24	1.85
3. Syracuse	13	23	1.77
4. Virginia	12	21	1.75
5. Duke	13	19	1.46
Clemson	12	19	1.58
7. Louisville	12	16	1.33
8. Wake Forest	13	15	1.15
9. Boston College	12	14	1.17
10. Virginia Tech	12	13	1.08
11. North Carolina	13	11	0.85
12. Notre Dame	12	9	0.75



**2017 Atlantic Coast Conference
TEAM LEADERS
Through games of Oct 11, 2017 (All games)**

Atlantic

Team	Conference	Pts	Pct.	GF	GA	Overall	Pts	Pct.	GF	GA
Wake Forest	5-0-0	15	1.000	13	4	12-1-0	36	.923	41	10
Louisville	4-1-0	12	.800	9	4	9-1-2	29	.833	24	8
Clemson	2-3-0	6	.400	7	6	9-3-0	27	.750	29	10
NC State	2-3-0	6	.400	3	8	6-4-2	20	.583	16	14
Syracuse	0-4-1	1	.100	6	10	5-6-2	17	.462	19	18
Boston College	0-5-0	0	.000	1	10	4-8-0	12	.333	17	19

Current unbeaten streak

Wake Forest -- 9-0-0
 Louisville -- 6-0-1
 Virginia -- 4-0-1
 Notre Dame -- 3-0-1
 Duke -- 3-0-0
 NC State -- 2-0-1
 Pitt -- 1-0-0
 Boston College -- 1-0-0
 Clemson -- 1-0-0

Coastal

Team	Conference	Pts	Pct.	GF	GA	Overall	Pts	Pct.	GF	GA
North Carolina	4-1-0	12	.800	8	5	11-2-0	33	.846	37	13
Notre Dame	3-1-1	10	.700	10	5	9-2-1	28	.792	22	10
Duke	3-2-0	9	.600	8	5	10-2-1	31	.808	25	12
Virginia	2-1-2	8	.600	7	6	9-1-2	29	.833	26	13
Virginia Tech	2-3-0	6	.400	5	7	7-5-0	21	.583	17	17
Pitt	1-4-0	3	.200	3	10	7-6-0	21	.538	19	15

Team Miscellaneous

Team	GP	GF-GA	Score Avg.	Margin	PK-Att	Shots	Saves	Save%	Corners
Boston College	12	17-19	1.42-1.58	-0.17	2-2	161	44	69.8	51
Clemson	12	29-10	2.42-0.83	+1.58	3-3	199	29	74.4	91
Duke	13	25-12	1.92-0.92	+1.00	1-1	201	40	76.9	84
Louisville	12	24-8	2.00-0.67	+1.33	4-4	157	22	73.3	67
NC State	12	16-14	1.33-1.17	+0.17	1-2	119	30	68.2	60
North Carolina	13	37-13	2.85-1.00	+1.85	4-4	176	30	69.8	74
Notre Dame	12	22-10	1.83-0.83	+1.00	2-2	173	28	73.7	80
Pitt	13	19-15	1.46-1.15	+0.31	1-1	156	53	77.9	59
Syracuse	13	19-18	1.46-1.38	+0.08	3-3	129	31	63.3	82
Virginia	12	26-13	2.17-1.08	+1.08	4-5	158	33	71.7	66
Virginia Tech	12	17-17	1.42-1.42	+0.00	3-4	138	64	79.0	49
Wake Forest	13	41-10	3.15-0.77	+2.38	3-3	228	17	63.0	101

Attendance

Team	Home	Average	Away	Average	Neutral	Average	Total	Average
Boston College	7-3121	446	5-6249	1250	0-0	0	12-9370	781
Clemson	9-23660	2629	3-7607	2536	0-0	0	12-31267	2606
Duke	9-6521	725	4-6144	1536	0-0	0	13-12665	974
Louisville	8-14903	1863	4-3782	946	0-0	0	12-18685	1557
NC State	7-6718	960	5-6894	1379	0-0	0	12-13612	1134
North Carolina	8-11438	1430	4-9626	2406	1-226	226	13-21290	1638
Notre Dame	7-6028	861	5-15583	3117	0-0	0	12-21611	1801
Pitt	7-4140	591	5-9902	1980	1-200	200	13-14242	1096
Syracuse	8-10996	1374	5-6125	1225	0-0	0	13-17121	1317
Virginia	10-20264	2026	2-4301	2150	0-0	0	12-24565	2047
Virginia Tech	5-4981	996	5-9818	1964	2-185	92	12-14984	1249
Wake Forest	9-20022	2225	4-7172	1793	0-0	0	13-27194	2092
Totals	94-132792	1413	51-93203	1828	4-611	153	149-226606	1521

**2017 Atlantic Coast Conference
INDIVIDUAL LEADERS
Through games of Oct 11, 2017 (All games)**



To be ranked, a player must appear in at least 50.0% of their team's games, goalies at least 33.0% of their team's minutes.

SHOTS	GP	No.	Avg/G
1. Jon Gallagher-ND	12	57	4.75
2. Simon Enstrom-BC	12	53	4.42
3. Brian White-DU	13	51	3.92
4. Marcelo Acuna-VT	12	45	3.75
5. Diego Campos-CU	11	39	3.55
6. Pablo Aguilar-VA	12	37	3.08
7. Cam Lindley-NC	13	35	2.69
8. Tate Schmitt-UL	12	34	2.83
Jon Bakero-WF	13	34	2.62
10. Jeff Farina-ND	12	32	2.67

SHOTS PER GAME	GP	No.	Avg/G
1. Jon Gallagher-ND	12	57	4.75
2. Simon Enstrom-BC	12	53	4.42
3. Marcony Pimentel-UP	7	29	4.14
4. Brian White-DU	13	51	3.92
5. Marcelo Acuna-VT	12	45	3.75
6. Diego Campos-CU	11	39	3.55
7. Pablo Aguilar-VA	12	37	3.08
8. Tate Schmitt-UL	12	34	2.83
9. Edward Opoku-VA	11	30	2.73
10. Tanner Roberts-ST	7	19	2.71

POINTS	GP	G	A	Pts	Avg/G
1. Jon Bakero-WF	13	9	12	30	2.31
2. Jon Gallagher-ND	12	10	2	22	1.83
3. Cam Lindley-NC	13	6	8	20	1.54
4. Luis Argudo-WF	13	7	5	19	1.46
5. Marcelo Acuna-VT	12	8	2	18	1.50
Simon Enstrom-BC	12	8	2	18	1.50
7. Alan Winn-NC	10	8	1	17	1.70
Edward Opoku-VA	11	7	3	17	1.55
Jeff Farina-ND	12	6	5	17	1.42
Brian White-DU	13	8	1	17	1.31

POINTS PER GAME	GP	G	A	Pts	Avg/G
1. Jon Bakero-WF	13	9	12	30	2.31
2. Jon Gallagher-ND	12	10	2	22	1.83
3. Alan Winn-NC	10	8	1	17	1.70
4. Edward Opoku-VA	11	7	3	17	1.55
5. Cam Lindley-NC	13	6	8	20	1.54
6. Marcelo Acuna-VT	12	8	2	18	1.50
Simon Enstrom-BC	12	8	2	18	1.50
8. Luis Argudo-WF	13	7	5	19	1.46
9. Diego Campos-CU	11	4	8	16	1.45
10. Tanner Roberts-ST	7	4	2	10	1.43

GOALS	GP	No.	Avg/G
1. Jon Gallagher-ND	12	10	0.83
2. Jon Bakero-WF	13	9	0.69
3. Alan Winn-NC	10	8	0.80
Simon Enstrom-BC	12	8	0.67
Marcelo Acuna-VT	12	8	0.67
Brian White-DU	13	8	0.62
7. Edward Opoku-VA	11	7	0.64
Ema Twumasi-WF	13	7	0.54
Luis Argudo-WF	13	7	0.54
10. Mohamed Thiaw-UL	11	6	0.55
Jason Wright-CU	12	6	0.50
Jeff Farina-ND	12	6	0.50
Sergi Nus-VA	12	6	0.50
Tate Schmitt-UL	12	6	0.50
Jelani Pieters-NC	13	6	0.46
Cam Lindley-NC	13	6	0.46

GOALS PER GAME	GP	No.	Avg/G
1. Jon Gallagher-ND	12	10	0.83
2. Alan Winn-NC	10	8	0.80
3. Jon Bakero-WF	13	9	0.69
4. Simon Enstrom-BC	12	8	0.67
Marcelo Acuna-VT	12	8	0.67
6. Edward Opoku-VA	11	7	0.64
7. Brian White-DU	13	8	0.62
8. Tanner Roberts-ST	7	4	0.57
9. Mohamed Thiaw-UL	11	6	0.55
10. Ema Twumasi-WF	13	7	0.54
Luis Argudo-WF	13	7	0.54

ASSISTS	GP	No.	Avg/G
1. Jon Bakero-WF	13	12	0.92
2. Brandon Servania-WF	11	8	0.73
Diego Campos-CU	11	8	0.73
Zach Wright-NC	12	8	0.67
Cam Lindley-NC	13	8	0.62
6. Younes Boudadi-BC	11	7	0.64
7. Felicien Dumas-ND	12	6	0.50
Hugo Delhommelle-SU	13	6	0.46
9. Adam Wilson-UL	10	5	0.50
Heidar Aegisson-BC	11	5	0.45
Jack Casey-ND	12	5	0.42
Jeff Farina-ND	12	5	0.42
Logan Gdula-WF	13	5	0.38
Luis Argudo-WF	13	5	0.38

ASSISTS PER GAME	GP	No.	Avg/G
1. Jon Bakero-WF	13	12	0.92
2. Diego Campos-CU	11	8	0.73
Brandon Servania-WF	11	8	0.73
4. Zach Wright-NC	12	8	0.67
5. Younes Boudadi-BC	11	7	0.64
6. Cam Lindley-NC	13	8	0.62
7. Felicien Dumas-ND	12	6	0.50
Adam Wilson-UL	10	5	0.50
9. Hugo Delhommelle-SU	13	6	0.46
10. Heidar Aegisson-BC	11	5	0.45



**2017 Atlantic Coast Conference
INDIVIDUAL LEADERS
Through games of Oct 11, 2017 (All games)**

GAME-WINNING GOALS	GP	No.	Avg/G
1. Marcelo Acuna-VT	12	4	0.33
2. Alan Winn-NC	10	3	0.30
Mohamed Thiaw-UL	11	3	0.27
Diego Campos-CU	11	3	0.27
Edward Opoku-VA	11	3	0.27
Sergi Nus-VA	12	3	0.25
Jason Wright-CU	12	3	0.25
Simon Enstrom-BC	12	3	0.25
Jeff Farina-ND	12	3	0.25
Jon Gallagher-ND	12	3	0.25
Jelani Pieters-NC	13	3	0.23
Ema Twumasi-WF	13	3	0.23
Brian White-DU	13	3	0.23

GOALS AGAINST AVG	GP	GA	Minutes	GAavg
1. Will Meyer-UL	4	1	380:00	0.24
2. Andreu Cases Mundet-WF	12	8	1078:1	0.67
3. Chris Hubbard-ND	12	10	1119:0	0.80
4. Alec Smir-NC	9	7	742:25	0.85
5. Jake Gelnovatch-UL	8	7	740:00	0.85
6. Ximo Miralles-CU	12	10	1032:2	0.87
7. Will Pulisic-DU	13	12	1195:2	0.90
8. Jeff Caldwell-VA	12	13	1148:0	1.02
9. Mikal Outcalt-UP	13	13	1113:1	1.05
10. Leon Krapf-ST	12	14	1122:1	1.12

SAVES	GP	No.	Avg/G
1. Ben Lundgaard-VT	12	64	5.33
2. Mikal Outcalt-UP	13	50	3.85
3. Will Pulisic-DU	13	40	3.08
4. A. Chavez Borrelli-BC	12	37	3.08
5. Jeff Caldwell-VA	12	33	2.75
6. Hendrick Hilpert-SU	13	31	2.38
7. Leon Krapf-ST	12	29	2.42
8. Chris Hubbard-ND	12	28	2.33
Ximo Miralles-CU	12	28	2.33
10. Alec Smir-NC	9	17	1.89

SHUTOUTS	GP	No.	Avg/G
1. Will Pulisic-DU	13	5	0.38
Leon Krapf-ST	12	5	0.42
3. Ximo Miralles-CU	12	4	0.33
Jake Gelnovatch-UL	8	4	0.50
Andreu Cases Mundet-WF	12	4	0.33
6. Jeff Caldwell-VA	12	3	0.25
Will Meyer-UL	4	3	0.75
Ben Lundgaard-VT	12	3	0.25
Mikal Outcalt-UP	13	3	0.23
Chris Hubbard-ND	12	3	0.25

SAVE PERCENTAGE	GP	Saves	GA	Pct.
1. Will Meyer-UL	4	12	1	.923
2. Mikal Outcalt-UP	13	50	13	.794
3. Ben Lundgaard-VT	12	64	17	.790
4. Will Pulisic-DU	13	40	12	.769
5. Chris Hubbard-ND	12	28	10	.737
Ximo Miralles-CU	12	28	10	.737
7. Jeff Caldwell-VA	12	33	13	.717
8. Alec Smir-NC	9	17	7	.708
9. Leon Krapf-ST	12	29	14	.674
10. A. Chavez Borrelli-BC	12	37	18	.673

SAVES PER GAME	GP	No.	Avg/G
1. Ben Lundgaard-VT	12	64	5.33
2. Mikal Outcalt-UP	13	50	3.85
3. A. Chavez Borrelli-BC	12	37	3.08
4. Will Pulisic-DU	13	40	3.08
5. Will Meyer-UL	4	12	3.00
6. Jeff Caldwell-VA	12	33	2.75
7. Leon Krapf-ST	12	29	2.42
8. Hendrick Hilpert-SU	13	31	2.38
9. Chris Hubbard-ND	12	28	2.33
Ximo Miralles-CU	12	28	2.33

SHUTOUTS PER GAME	GP	No.	Avg/G
1. Will Meyer-UL	4	3	0.75
2. Jake Gelnovatch-UL	8	4	0.50
3. Leon Krapf-ST	12	5	0.42
4. Will Pulisic-DU	13	5	0.38
5. Andreu Cases Mundet-WF	12	4	0.33
Ximo Miralles-CU	12	4	0.33
7. Jeff Caldwell-VA	12	3	0.25
Ben Lundgaard-VT	12	3	0.25
Chris Hubbard-ND	12	3	0.25
10. Mikal Outcalt-UP	13	3	0.23

Team Identification	Team ID
Boston College	BC
Clemson	CU
Duke	DU
Louisville	UL
NC State	ST
North Carolina	NC
Notre Dame	ND
Pitt	UP
Syracuse	SU
Virginia	VA
Virginia Tech	VT
Wake Forest	WF