

2015-16 Virginia Tech Basketball

Virginia Tech - (20-14, 10-8 ACC)

at

BYU - (24-10, 13-5 WCC)

March 18, 2016 - 9:30 p.m. EDT

Marriott Center (20,900)

Provo, Utah



Top Topics

- ❖ The Hokies travel to Utah to take on BYU in second round of NIT
- ❖ The Hokies are 25-10 all-time in the NIT
- ❖ The Hokies defeated Princeton, 86-81, in overtime in Cassell Coliseum on Wednesday night
- ❖ Zach LeDay had 29 points and 12 rebounds in the win over Princeton
- ❖ Jalen Hudson scored 28 points in the win over Princeton
- ❖ BYU leads the all-time series, 3-0
- ❖ The winner of tonight's game will face the winner of Creighton-Wagner

Broadcast

Radio

Virginia Tech IMG Sports Network
Jon Laaser & Mike Burnop



Also available on:

Satellite: Sirius: 136 XM: 194

Digital: Hokies Xtra & TuneIn
(free on downloaded apps)

Television/Internet

ESPNU

Mitch Holthus & Corey Williams



Follow us on Twitter

@VT_MBall



SOCIAL MEDIA

Twitter: @hokiesports & @VT_MBBall

Instagram: vthokiembb

Snapchat: VTMBBall

#Hokies

#NIT

Game 35

Media Notes

About Tonight's Game

The Hokies enter tonight's game 20-14 overall and was 10-8 in ACC action ... The Hokies are the third seed in this bracket ... BYU is the second seed ... The Cougars are 24-10 overall and were 13-5 in the West Coast Conference ... The winner of tonight's game will play the winner of the Creighton - Wagner game.

Last Time Out: VT 86, Princeton 81, OT

The Hokies won an exciting opening-round contest, 86-81, in overtime against Princeton in Cassell Coliseum on Wednesday night ... **Zach LeDay** scored a career-high 29 points, to go along with 11 rebounds for his 11th double-double of the season ... **Jalen Hudson** had 28 points and **Seth Allen** came off the bench to score 10 points in the win.

The Series Against the Cougars

The Hokies are 0-3 against BYU all-time ... The Hokies had a home-and-home series with the Cougars in the 2011-12 and 2012-13 seasons ... The most recent game was 97-71 BYU win in Salt Lake City on Dec. 29, 2012, in a game played at home arena of the NBA's Utah Jazz ... Tech is 1-4 all-time against current members of the West Coast Conference.

Rise and Give Me 20

The Hokies are currently 20-14 on the season ... That marks the school's first 20-win season since Tech was 22-12 in the 2010-11 season ... Tech won 20 total games in the 2013-14 and 2014-15 seasons combined ... Tech will play its 35th game of the season tonight, matching the school record for games played in a season.

Schedule

Date	Opponent	Time	TV
Emerald Coast Classic (Blacksburg, Va.)			
11/14	ALABAMA STATE# (ESPN3)	L	82-85
11/18	JACKSONVILLE STATE# (ESPN3)	W	71-62
11/21	VMI (ESPN3)	W	76-52
11/24	NORTH CAROLINA A&T (ESPN3)	W	90-60

Date	Opponent	Time	TV
Emerald Coast Classic (Destin, Fla.)			
11/27	vs. #4 Iowa State# (CBSN)	L	77-99
11/28	vs. UAB#	W	82-77 OT

Date	Opponent	Time	TV
Big Ten/ACC Challenge (Blacksburg, Va.)			
12/ 1	NORTHWESTERN (ESPNU)	L	79-81 OT

12/ 5	ARKANSAS-PINE BLUFF (ESPN3)	W	80-45
12/ 9	at Radford	W	74-65
12/13	LAMAR (ESPN3)	W	88-53
12/19	GRAMBLING STATE (ESPN3)	W	87-52
12/22	vs. St. Joe's (ESPN3)	L	62-79
12/30	#19 WEST VIRGINIA (ESPNU)	L	63-88
1/ 2	NC STATE* (RSN)	W	73-68 OT
1/ 4	#4 VIRGINIA* (ESPN2)	W	70-68
1/ 9	at #14 Duke* (ACCN)	L	58-82
1/13	WAKE FOREST* (RSN)	W	93-91
1/16	at Georgia Tech* (RSN)	W	78-77
1/20	at Notre Dame* (RSN)	L	81-83
1/24	#2 UNC* (ESPNnews/ESPNU)	L	70-75
1/27	#16 LOUISVILLE* (ACCN)	L	83-91
1/31	at arv/#23 Pittsburgh* (ESPNU)	L	71-90
2/ 2	at Syracuse* (ACCN)	L	60-68 OT
2/ 6	CLEMSON* (RSN)	W	60-57
2/ 9	at #7/7 Virginia*	L	49-67
2/17	at #11/10 Miami* (RSN)	L	49-65
2/20	FLORIDA STATE* (ACCN)	W	83-73
2/23	at Boston College* (ESPNU)	W	71-56
2/28	at Wake Forest* (ESPNU)	W	81-74
3/ 2	PITTSBURGH* (ESPN3)	W	65-61
3/ 5	#7/7 MIAMI* (ACCN)	W	77-62

2016 New York Life ACC Tournament (Verizon Center, Washington, D.C.)

3/ 9	Florida State^ (ACCN/ESPN2)	W	96-85
3/10	#11/11 Miami^ (ACCN/ESPN)	L	82-88

NIT (Blacksburg, Va.)

3/16	PRINCETON \$ (ESPNU)	W	86-81 (OT)
3/18	AT BYU &	9:30 P.M.	ESPNU

CAPS denote home games

* - Atlantic Coast Conference Games

^ - ACC Tournament Games

\$ - NIT, Blacksburg, Va.

& - NIT, Provo, Utah

- Emerald Coast Classic

All times are EST and are subject to change

Virginia Tech Strategic Communications

Primary Contact

Bill Dyer - Associate Director
wdyer@vt.edu

(o) - 540-231-8853

(c) - 540-998-5906

Secondary Contact

Kelsey Appleton - Assistant Director
kelsey89@vt.edu

(o) - 540-231-2228

(c) - 540-739-0002



The Hokies and the NIT

This is the Hokies' 13th trip to the NIT ... Tech won the NIT championship in 1973 and in 1995 and finished third in the 1984 tournament ... The Hokies are 25-10 all-time in the NIT and 16-4 in home games ... The first-ever NIT game not played in Madison Square Garden was played in Cassell Coliseum, an 83-79 victory over Georgetown in 1977 ... This is the Hokies' sixth NIT appearance since joining the ACC ... This is the Hokies' first NIT road game since the 2005 NIT ... Prior to tonight's game, Tech had played 11 consecutive home NIT games.

Anything You Can Do...

In the win over Princeton, **Zach LeDay** and **Jalen Hudson** seemed to be trying to out-do each other; and the Hokies reaped the benefits ... LeDay led all scorers with 29 points and he grabbed 11 rebounds to record his 11th double-double of the season ... Hudson fell just one point short, scoring 28 points and grabbing a career-high eight rebounds ... His 28 points is a season-high and the third time this season that he has surpassed 20 points in scoring.



Zach LeDay



Jalen Hudson

Big Night on the Boards

Virginia Tech grabbed 45 rebounds in the win over Princeton on Wednesday night ... The 45 boards is the most for the Hokies in Calendar 2016 and the most since grabbing 46 rebounds in the win over Lamar on Dec. 13 ... The 45 rebounds is Tech's fifth-highest total of the season.

A Few Facts

The Hokies have five players with at least 100 rebounds, the first time that has happened since the 2012-13 season ... Tech's record for games played in a season is 35 ... Six Hokies can join that group with tonight's game ... Tech has two players, **Zach LeDay** (203) and **Seth Allen** (213), with at least 200 free throw attempts this season, the first time that has happened since the Hokies joined the ACC in the 2004-05 season.

Hokies vs. NIT Field

Following the win over Princeton, the Hokies have played four teams in this year's NIT and have a perfect 5-0 record against the field ... Tech defeated UAB in Destin, 82-77, in overtime and defeated fellow ACC members Florida State twice and Georgia Tech in the only meeting.

Close Encounters

So far this season, the Hokies are 8-4 in games decided by four points or less, or in overtime ... The 12 total games are the most by any ACC team this season.

Seth is Honored...

Seth Allen was named second team All-ACC Tournament by the Atlantic Coast Sports Media Association ... The redshirt junior averaged 25.5 points per game in the Hokies' two games ... His 31 points in the loss to No. 11 Miami is the second-highest point total by a Tech player in a single ACC Tournament game.



Seth Allen

...Zach Too

Zach LeDay was named honorable mention All-ACC for the 2015-16 season by the ACC coaches and the Atlantic Coast Sports Media Association ... The redshirt junior is averaging 15.1 points and 7.8 rebounds per game in his first season with the Hokies.

Pointing Out Points

The Hokies defeated Florida State, 96-85, in the second round of the 2016 ACC Tournament ... The 96 points scored by the Hokies is the most-ever in an ACC Tournament game for Tech and the most points against any ACC competition in a regulation games since Tech defeated Georgia Tech, 102-77, on Feb. 13, 2011 in Cassell Coliseum ... The last time Tech scored at least 96 points on a neutral court in a non-overtime game was March 5, 1982, when Tech defeated Cincinnati, 106-92, in the Metro Conference Tournament in Memphis, Tennessee.

Some Marks Topped

Zach LeDay's 12 rebounds in the ACC Tournament win against Florida State set a new school record for individual rebounds in an ACC Tournament game ... The old mark was 11 by Jamon Gordon (3-7-07) and Jeff Allen (3-12-10) ... LeDay's five blocked shots in the same game sets a new school record for blocked shots in an ACC Tournament game ... The Hokies' 18 assists in that game sets a new school record for most team assists in an ACC Tournament game.

The 400 Club

With **Zach LeDay's** 526 points, **Seth Allen's** 492 points and Justin Bibbs' 405 points, the Hokies have three 400-plus point scorers on the same team since Malcolm Delaney (667 pts.), Dorenzo Hudson (500 pts.) and Jeff Allen (409 pts.) accomplished the feat in the 2009-10 season.

We Like The Cassell

With the win over Princeton on Wednesday night, the Hokies are now 14-5 in Cassell Coliseum this season ... The 14 home wins is tied with the 2007-08 and the 1994-95 seasons for the second-highest number of home wins in a season ... Tech was 17-2 in the 2009-10 season ... The Hokies announced a crowd of 8,241 in the Cassell on Wednesday night.

Beating Top Teams

With the win over No. 7 Miami on March 5, the Hokies have won two games against top 10 teams this season, the first time that has happened since Tech defeated three top 10 (actually top 5) teams in the 2006-07 season.

LeDay's Doubles

Zach LeDay had a career-high 29 points and 11 rebounds in the win over Princeton ... That marked his 11th double-double of the season and third against ACC competition ... That is the most double-doubles for a Hokie since Jeff Allen had 15 double-doubles in the 2010-11 season ... Led by LeDay's 11 double-doubles, the Hokies have 18 double-doubles this season, the most since the 2010-11 season, when Tech players combined for 18 double-doubles ... LeDay has four 20-point/10-rebound games this season, third-best in the ACC.

Winning Streak

The Hokies won six consecutive games against ACC competition after defeating Florida State in the ACC Tournament, the first time since the 1964-65 season that has occurred, when the Hokies won eight consecutive games against conference foes ... That was Tech's final season in the Southern Conference.

Keeping It to Ourselves

In the win over Princeton, the Hokies committed just 10 turnovers ... With the win, Hokies are now 10-0 when they commit 10-or-fewer turnovers this season ... In the win over NC State on Jan. 2, the Hokies committed just four turnovers ... The four turnovers was the fewest-ever for the Hokies in a regular season ACC game ... It is the fewest turnovers for the Hokies since turned the ball over three times against Miami in the first round of the 2014 ACC Tournament ... Tech committed just eight turnovers in the win over No. 4 Virginia on Jan 4 and six in the win over Wake Forest.

250 and Rising

Zach LeDay now has 261 rebounds on the year ... The last time a Hokie had more than 261 rebounds in a season was 2010-11, when Jeff Allen had 330 boards.

Some Numbers on Zach

Zach LeDay has 526 points this season ... That is the most points in a season for a Hokie since Erick Green scored his school-record 801 points in the 2012-13 season and LeDay's 15.2 points per game is the best since Green's 25.0 ppg that same season ... LeDay's 7.7 rebounds per game average is the best for Tech since Jeff Allen averaged 9.7 rpg in the 2010-11 season ... LeDay entered Tech's top 10 blocked shots in a single-season list in the win over Miami ... He is now seventh on the single-season list, with 54.

Getting It Done In The Classroom

Devin Wilson and **Jalen Hudson** have been named to the 2016 All-ACC Academic team ... This is Wilson's second year on the team and Hudson makes it for the first time.



Devin Wilson

561 in the Cassell

The Hokies have a 561-188 overall record in Cassell Coliseum, good for a .749 winning percentage ... The win over Florida State in 2011, was the 500th victory in the building ... Tech has had just one break-even home season and two losing seasons in Cassell Coliseum ... Tech was 7-2 in ACC games in Cassell Coliseum this season and 14-5 overall.

Analytics and Such

According to Kenpom.com, the Hokies are first nationally in free throw rate ... The Hokies are 76th out of 351 Division I teams in defensive efficiency, up from 245th last season ... Last season, the Hokies were 342nd in the nation in percentage of scoring from free throws; this season, the Hokies are second nationally in this metric ... **Seth Allen** is ranked 90th in Division I and fourth among ACC players in offensive rating.

From Three!

The Hokies made 11-of-19 three-point field goal attempts in the win over Florida State on Feb. 20 ... That ties a season-high for Tech (Tech was 11-of-21 from beyond the arc at Pittsburgh) ... The 57.9 percent from three-point range is also a season high ... Tech made 12 three-pointers against Duke last season and last shot better than 57.9 percent from three-point range in a game against VMI two seasons ago, making 11-of-17, for 64.7 percent ... The last time the Hokies shot better than 57.9 percent from three-point range in an ACC games was on Feb. 22, 2011, when Tech made 8-of-12 three-point attempts in a win at Wake Forest.

The News on 5

In the win over Florida State on Feb. 20, **Justin Robinson** scored 13 points, his third consecutive double-figure game ... All 13 points came in the second half and 10 points came in the final 3:44 of action ... He had a lay-up and back-to-back three-pointers to give Tech a six-point lead and in the final minute, grabbed a big defensive rebound and made both free throws to secure the win ... In the loss at No. 7/7 Virginia, Robinson scored 16 points and made 6-of-7 free throws ... In the win over Florida State in the ACC Tournament, Robinson set a new career-high with 18 points ... He has scored in double-figures in eight of the last 10 games for the Hokies.



Justin Robinson

A Double Fact

With **Justin Bibbs** recording two double-doubles in conference play, most recently a 12-point, 10-rebound performance at Boston College on Tuesday night, the Hokies now have four players to record double-doubles this season ... That is the highest number of Tech players with at least one double-double in a season since the 2012-13 season, when five Hokies hit the mark.



Justin Bibbs

The New Guys

Thirty-four games into the season, Tech has had 24 instances of a player scoring 20 points or higher ... Of those 24 times, 18 have been by either **Zach LeDay** or **Seth Allen**, each who began their Hokie playing careers this season ... **Justin Bibbs** and **Jalen Hudson** have collected the other six games ... LeDay has scored in double-figures in 28 of the 34 games and Allen in 28 of the 34 games.

New Name, Same Place

Cassell Coliseum's floor has a new name ... The floor is now known as Virginia Tech Carilion Court at Cassell Coliseum ... This is in recognition of a generous sponsorship of Virginia Tech athletics by Carilion that will be used to fund scholarships and strategic initiatives, as well as to support public-health awareness ... Carilion was awarded naming privileges to the court for 10 years in recognition of a sponsorship that will provide \$500,000 a year over that time.

Buzz's Bunch

Buzz's Bunch is a non-profit organization that Coach Buzz Williams created six years ago when he was first named head coach at Marquette University.

Buzz's Bunch is a way to bring together children with disabilities and help them to fall in love with the game of basketball. Since it's creation, the group has evolved into so much more. Buzz's Bunch members create some unforgettable relationships and memories. Most of all, every player, coach, or staff member feels lucky to learn from these members and be touched by them.

Being a Buzz's Bunch member includes an invitation to a camp over the summer, which includes spending time with the team and staff, lunch and a free t-shirt. Additionally, there is a Buzz's Bunch calendar at the beginning of the year and another event over the winter. The team tries to keep in touch with members throughout the year and the organization changes with time as new opportunities exist.

For more information, contact info@buzzsbunch.com or log-on to <http://coachbuzzwilliams.com/buzzsbunch/>

Career Double-Doubles**2014-15 Season****Devin Wilson (2)**

vs. Morgan State (10 pts./11 asts.*)
vs. Duke (10 pts./11 asts.*)

Justin Bibbs (1)

vs. Syracuse (22 pts./11 rebs.*)

2015-16 Season**Zach LeDay (11)**

vs. Morgan State (26 pts./15 rebs.)
vs. VMI (13 pts./10 rebs.)
vs. NC A&T (26 pts./12 rebs.)
vs. UAB (15 pts./10 rebs.)
vs. UAPB (13 pts./10 rebs.)
vs. Lamar (19 pts./10 rebs.)
vs. St. Joseph's (10 pts./11 rebs.)
vs. Clemson (19 pts./12 rebs.)
vs. Pittsburgh (20 pts./10 rebs.)
vs. Florida State (ACCT) (15 pts./12 rebs.)
vs. Princeton (NIT) (29 pts./11 rebs.)

Chris Clarke (3)

vs. Jacksonville State (12 pts./11 rebs.)
vs. UAB (10 pts./16 rebs.)
vs. Northwestern (11 pts./13 rebs.)

Kerry Blackshear Jr. (2)

vs. Lamar (11 pts./10 rebs.)
vs. Grambling State (11 pts./12 rebs.*)

Justin Bibbs (2)

at Syracuse (16 pts./11 rebs.)
at Boston College (12 pts./10 rebs.)

* - career highs at the time
all current players' double-doubles



Points for Pondering

Led VT in Scoring: LeDay (13), Allen (11), Bibbs (5), Hudson (3), Robinson (2), Henry (1)
Double Figure Scoring Games: LeDay (28), Allen (28), Bibbs (21), Robinson (11), Clarke (9), Blackshear (9), Hudson (9), Henry (2)
40-point Games: none
30-39-point Games: Bibbs (2), Allen (1)
20-29-point Games: LeDay (9), Allen (8), Hudson (3), Bibbs (1)
Led VT in Rebounding: LeDay (19), Allen (5), Blackshear (5), Clarke (4), Bibbs (3), Hudson (3), Robinson (2), Hamilton (1), Pierce (1)
Double Figure Rebounding Games: LeDay (12), Clarke (3), Blackshear (2), Bibbs (2), Hamilton (1)
Led VT in Assists: Robinson (18), Allen (14), Wilson (7), LeDay (5), Bibbs (3), Clarke (1), Blackshear (1), Hudson (1)
Double Figure Assist Games: none
Double-Doubles: LeDay (11), Clarke (3), Blackshear (2), Bibbs (2)
Most Points in a Half: 52 (2nd vs. GSU)
Fewest Points in a Half: 20 (1st at Virginia)
Most Points Allowed in a Half: 55 (2nd vs. Miami, ACC Tournament)
Fewest Points Allowed in a Half: 16 (1st vs. UAPB)
Largest Lead: 40 pts. (79-39 vs. Lamar)
Largest Deficit: 30 pts. (65-35 at Duke)
Largest Margin of Victory: 35 pts. (80-45 vs. UAPB, 88-53 vs. Lamar & 87-52 vs. GSU)
Largest Margin of Defeat: 25 pts. (88-63 vs. WVU)
Largest Deficit Overcome in a Victory: 16 pts. (32-16 vs. NC State)
Largest Lead Lost in a Loss: 11 pts. (31-20 vs. ASU)
Largest Halftime Lead: 28 pts. (51-23 vs. Lamar)
Largest Halftime Deficit: 27 pts. (50-23 at Duke)
Largest Halftime Deficit Overcome in a Victory: 10 pts. (34-24 vs. NC State & 43-33 at Georgia Tech)
Largest Halftime Lead Lost in a Loss: 8 pts. (45-37 at ND)
Average Margin of Victory: 13.0 ppp
Average Margin of Defeat: 12.6 ppl
Average Margin: +2.6
 *- Includes ties

VT vs. The Conferences

ACC REGULAR SEASON..... 10-8
ACC Tournament..... 1-1
NIT..... 1-0
Ivy League (Princeton 1-0)
 Atlantic 10 (St. Joseph's).....0-1
 Big 12 (Iowa State, West Virginia).....0-2
 Big South (Radford)1-0
 Big Ten (Northwestern)0-1
 Conference USA (UAB).....1-0
 MEAC (NC A&T)1-0
 Ohio Valley (Jacksonville State).....1-0
 SWAC (Alabama State, Grambling, UAPB)2-1
 Southern (VMI)1-0
 Southland (Lamar)1-0
Total 20-14

TOP INDIVIDUAL PERFORMANCES

VIRGINIA TECH

POINTS
 32 Justin Bibbs vs. Wake Forest
 31 Justin Bibbs vs. Grambling State
 31 Seth Allen vs. Miami (ACCT)
 29 Zach LeDay vs. Princeton (NIT)
 28 Seth Allen at Pittsburgh
 28 Jalen Hudson vs. Princeton (NIT)
 27 Jalen Hudson, Louisville
 26 Zach LeDay vs. Alabama State
 26 Zach LeDay vs. NC A&T
 26 Seth Allen, Louisville
 25 Seth Allen vs. Northwestern
 23 Seth Allen vs. UAB
 23 Seth Allen vs. NC State
 23 Jalen Hudson vs. NC State
 23 Seth Allen vs. Florida State
 22 Zach LeDay, Virginia (H)
 22 Zach LeDay at Notre Dame
 22 Justin Bibbs at Wake Forest
 21 Zach LeDay at Georgia Tech
 20 Zach LeDay vs. Wake Forest
 20 Seth Allen at Notre Dame
 20 Zach LeDay vs. Louisville
 20 Zach LeDay vs. Pittsburgh
 20 Seth Allen vs. Florida State (ACCT)

REBOUNDS

16 Chris Clarke vs. UAB
 15 Zach LeDay vs. Alabama State
 13 Chris Clarke vs. Northwestern
 12 Zach LeDay vs. NC A&T
 12 Kerry Blackshear Jr. vs. Grambling State
 12 Zach LeDay vs. NC State
 12 Zach LeDay vs. Clemson
 12 Zach LeDay, Florida State (ACCT)
 11 Chris Clarke vs. Jacksonville State
 11 Johnny Hamilton vs. VMI
 11 Zach LeDay vs. St. Joseph's
 11 Justin Bibbs at Syracuse
 11 Zach LeDay vs. Princeton (NIT)
 10 Zach LeDay vs. VMI
 10 Zach LeDay vs. UAB
 10 Zach LeDay vs. UAPB
 10 Kerry Blackshear Jr. vs. Lamar
 10 Zach LeDay vs. Lamar
 10 Justin Bibbs at Boston College
 10 Zach LeDay vs. Pittsburgh

ASSISTS

8 Seth Allen at Notre Dame
 8 Justin Robinson vs. Miami
 7 Seth Allen vs. Lamar
 7 Justin Robinson vs. Grambling State
 6 Justin Robinson vs. Virginia (H)

STEALS

5 Jalen Hudson vs. UAPB
 4 Justin Robinson at Miami
 4 Seth Allen at Boston College

BLOCKS

5 Zach LeDay vs. Florida State (ACCT)
 4 Zach LeDay vs. St. Joseph's
 4 Zach LeDay at Georgia Tech
 4 Zach LeDay vs. Clemson

OPPONENTS

POINTS
 36 Isaiah Miles, St. Joseph's
 29 Damion Lee, Louisville
 27 Marcus Georges-Hunt, Georgia Tech
 26 QJ Peterson, VMI
 23 Jameel McKay, Iowa State
 23 Sheldon Jeter, Pittsburgh (A)
 22 DeAndre Bemby, St. Joseph's
 22 London Perrantes, Virginia (H)
 22 Codi Miller-McIntyre, Wake Forest (H)
 22 Zach Auguste, Notre Dame
 22 Trey Lewis, Louisville
 22 Dwayne Bacon, Florida State
 22 Steven Cook, Princeton (NIT)
 21 Jamel Waters, Alabama State
 21 Erik Durham, Jacksonville State
 21 Cat Barber, NC State
 21 Marshall Plumlee, Duke
 21 Sheldon McClellan, Miami (ACCT)

REBOUNDS

17 Brice Johnson, UNC
 15 Isaiah Miles, St. Joseph's
 15 Zach Auguste, Notre Dame
 15 Tyler Roberson, Syracuse
 14 Jarquez Smith, Florida State (ACCT)
 13 Jonathan Holton, WVU
 12 BeeJay Anya, NC State
 12 Landry Nnoko, Clemson
 12 Dennis Clifford, Boston College
 11 Abdel Nader, Iowa State
 11 Brandon Holcomb, Radford
 11 Devin Thomas, Wake Forest
 11 Garland Owens, Boston College
 10 Marshall Plumlee, Duke
 10 Kamari Murphy, Miami (A)

ASSISTS

11 James Robinson, Pittsburgh (A)
 7 Jamel Waters, Alabama State
 7 Monte Morris, Iowa State
 7 Derryck Thornton, Duke
 7 Marcus Paige, UNC
 7 Codi Miller-McIntyre, Wake Forest (A)
 6 Damion Lee, Louisville

STEALS

4 Devon Bookert, Florida State (ACCT)
 3 13 times

BLOCKS

8 Landry Nnoko, Clemson
 6 Brandon Ingram, Duke
 5 BeeJay Anya, NC State
 4 Isaiah Miles, St. Joseph's
 4 Isaiah Wilkins, Virginia (H)
 4 Devin Thomas, Wake Forest (H)
 4 Ben Lammers, Georgia Tech
 4 Boris Bojanovsky, Florida State
 4 Dennis Clifford, Boston College
 3 10 times

Hokies vs. Ranked Teams

Tech is 32-172 all-time against teams ranked in the AP poll ... The Hokies are 15-64 against nationally-ranked teams since joining the ACC for the 2004-05 season ... Tech is 2-8 against ranked teams this season ... The last time the Hokies defeated a nationally-ranked team was March 5, 2016, when Tech defeated No.7 Miami, 77-62, in Cassell Coliseum ... These numbers are for teams ranked in the AP poll.

Road Ws

The Hokies' 81-74 victory at Wake Forest on Feb. 28 was Tech's third ACC road win of the season, the first time that Tech has won three conference games on the road since winning three ACC road games in the 2010-11 season ... Tech finished the ACC road slate at 3-6.

Saturday in the Cassell

The Hokies really enjoyed playing on Saturdays this season, especially in Cassell Coliseum ... With the win over No. 7/7 Miami, Tech finished with an impressive 9-2 mark in Saturday games ... Tech was 7-1 in home Saturday games this season and 4-0 in home Saturday ACC games ... Both Virginia Tech home games in February were Saturday ACC victories.

All the Way Back

In the win over NC State on Jan. 2, the Hokies rallied from a 16-point deficit ... That is the largest comeback of the season and the first time the Hokies had rallied from a double-digit deficit since coming back from a 10-point deficit to defeat Georgia Tech last season ... The last time the Hokies overcame more than a 16-point deficit was a 17-point comeback over West Virginia on Nov. 12, 2013 ... On Jan. 16 in Atlanta, the Hokies rallied from a 15-point first half deficit to defeat Georgia Tech, 78-77 and Tech recovered from a 12-point first half deficit in the win over Florida State on Feb. 20 ... Tech has thrice come back from 10-point halftime deficits, the most by any ACC team.

ACC Features Tough Competition


During this season, the Hokies have played consecutive games against a nationally-ranked team four times (either AP or coaches poll, or both) ... Overall, Tech has played 11 games against a ranked team, with nine of those games coming against ACC competition ... Last season, Tech played a total of seven games against ranked teams and six games the year before ... The 11 games against AP-ranked teams is a high for a season for the Hokies since joining the ACC in the 2004-05 season.

10 Facts

The Hokies finished the regular season 10-8 in the ACC ... Tech won just two league games each of the last two seasons ... Tech's 20 overall wins surpasses the team's win total of last season and is the most since the Hokies went 22-12 overall in the 2010-11 season ... The 10 ACC wins is most since going 10-6 in the 2009-10 season ... Tech was 7-2 at home in ACC play and won seven home conference games for the first time since the 2009-10 season, when the Hokies also won seven ACC home games.

Injury Report

Junior wing **Tyrone Outlaw** will miss the 2015-16 season due to a medical issue ... Outlaw transferred to Virginia Tech this spring after one season at Lee College, a junior college in Texas ... Sophomore wing **Ahmed Hill** is on the mend from surgery, performed on August 11 ... Hill had a partial tear of the left patellar tendon and had successful surgery at LewisGale Montgomery Hospital by Dr. Tony McPherron.



Tyrone Outlaw



Ahmed Hill

Getting To The Line

Throughout the 18-game ACC regular season, the Hokies averaged 24.9 free throws attempted per game ... Last season, Tech averaged 15.3 attempts per game ... Tech shot 448 free throws in ACC play this season, after attempting just 275 free throws in 18 ACC games a year ago ... A year ago, Tech shot 66.9 percent from the free throw line in conference play; this season, the Hokies took advantage of the increased number of free throw attempts, shooting 71.7 percent from the line in league play.

The Hot Hands of the Hokies

The Hokies shot 60.9 percent from the floor in the second half and 52.8 percent for the game in the win over Florida State ... That is the highest game percentage for the Hokies this season ... It is the highest field goal percentage for the Hokies in an ACC game since Tech shot 53.4 percent last season against Duke on Feb. 25, 2015.

VT Career Assists

Here is where **Devin Wilson** stands on the all-time assists list at Virginia Tech.

Career Assists

- 4. Al Young (1981-85).....468
- 5. Dell Curry (1982-86).....407
- 6. Zabian Dowdell (2003-07).....380
- 7. Jay Purcell (1990-94).....369
- 8. **Devin Wilson (2013-present).....356**

VT Single-Season Blocked Shots

Here is where **Zach LeDay** stands on the single-season blocked shot list at Virginia Tech.

Single-Season Blocked Shots

- 3. Jimmy Carruth (1993-94).....68
- 4. Rolan Roberts (1997-98).....60
- 5. Rolan Roberts (1998-99).....57
- 6. Bobby Beecher (1982-83)56
- 7. **Zach LeDay (2015-16).....54**

It Is Better to Give, A Lot

Against Northwestern, **Devin Wilson** recorded five assists, cracking the 300 career assists total ... He now has 356 career assists, good for 3.8 assists per game ... Wilson entered the top 10 in assists in school history at 10th place in the win over Grambling State, when he dished out four assists ... In front of his home-town fans in Pittsburgh, he moved into eighth place in career assists, passing Brendan Dunlap ... His 356 career assists is sixth among active ACC players.

Really Young Again This Season

The Hokies once again this season field one of the youngest teams in the nation ... According to kenpom.com, Tech is 308 out of 351 NCAA Division I teams in experience, at just 1.22 years per player ... Tech is 14th out of 15 ACC teams in experience ... Players new to the Virginia Tech program this season account for 58.3 percent of minutes played for the Hokies, second-highest among ACC teams.

433 and Counting

Tech has now hit a three-point field goal in 433 consecutive games, the most in school history ... The Hokies have hit a three-pointer in every game since joining the ACC in the 2004-05 season ... Since the three-point arc was added for the 1986-87 season, the Hokies have hit at least one three in all but three games ... The last time Tech did not record a three-point field goal in a game was at Providence on Feb. 1, 2003.

Hokies in Overtime

With the overtime win over Princeton, the Hokies are now 64-49 all-time in overtime games ... Tech is 3-2 this season and was 1-1 in overtime games last season ... Tech is 27-25 in road overtime games, 29-11 in home overtime games, and 8-13 on neutral courts ... Tech is 15-8 in ACC overtime games ... Tech is 3-8 all-time in overtime games against ranked teams ... Tech is now 5-3 in overtime NIT games and 6-4 in overtime post-season games ... Tech is 5-9 in double-overtime games and 1-2 in triple overtime games.

On This Date

Virginia Tech is 3-3 all-time in games played on March 18 ... Tech won its last game on this date, a 116-108 double overtime win over Duquesne in the 2009 NIT in Cassell Coliseum ... Tech is 0-1 in road games on this date ... Tech is 3-1 in the NIT ... Tech has never played BYU or a WCC team on this date ... Tech is 135-121 all-time on Fridays and 0-1 in Friday games this season.

Head Coach Buzz Williams



Buzz Williams is in his second season as the head men's basketball coach at Virginia Tech. Williams led the Hokies to an 11-22 overall record in his first season in Blacksburg. His second team at Virginia Tech has improved to a current 20-14 overall and 10-8 in the ACC and have advance to the second round of the NIT.

In his inaugural season at Virginia Tech, Williams began building the culture that will allow the Hokies future success. The team went a long ways towards establishing an identity of hard work, accountability both on and off the court and a tough, competitive nature.

Williams came to Virginia Tech following six seasons as the head coach of the Marquette Golden Eagles. At Marquette, Williams had a record of 139-69 and led the team to five NCAA appearances, including a trip to the regional finals in the 2012-13 season, the same season the team won the Big East Conference regular season title. Williams led the Golden Eagles to a 69-39 Big East Conference record during his time in Milwaukee. Six Marquette players have made it to the NBA during Williams' tenure. In his eight seasons as a collegiate head coach, Williams has an overall record of 184-122.

"Buzz Williams' first season at Virginia Tech set a tone for the future," Virginia Tech Director of Athletics Whit Babcock said. "This program achieved on the court, in the classroom and in the community. His focus and tireless

work ethic is indelible throughout the program. His expectations and standards are high and we will continue to improve in all areas because of this environment."

Williams was an assistant at Marquette in the 2007-08 season. MU concluded the year 25-10 and advanced to the second round of the NCAA Tournament for the first time since 2003.

His coaching career has included stints as an assistant, associate head and head coach. He has been at the NCAA Division I level for 19 seasons, and 2013-14 was his seventh campaign as a head coach. Williams has recruited and coached over 20 players who have earned all-conference accolades, including two league players of the year, two conference freshmen of the year and four Associated Press All-Americans.

Williams arrived in Milwaukee after serving for one season as the head coach at the University of New Orleans. He guided the Privateers to a 14-win campaign in 2006-07 and his roster featured Bo McCalebb, the Sun Belt Conference Player of the Year. UNO claimed fourth place in the Sun Belt's Western Division and advanced to the league tournament quarterfinals. The squad claimed as many victories on the road that season as it had in the previous three seasons combined. His recruiting class for the 2007-08 season was ranked in the top-50 nationally by HoopScoopOnline.com.

Prior to UNO, Williams served as an assistant coach and recruiting coordinator at Texas A&M for two

seasons (2004-05 and 2005-06) under head coach Billy Gillispie. Both of his recruiting classes with the Aggies were ranked among the best in the nation and featured some of the top-ranked talent at the prep level. The squad made its first NCAA Tournament appearance in 25 years in 2005-06 and the previous team posted the top turnaround in the nation, improving its win total in 2004-05 by 14 games compared to 2003-04.

Williams spent four seasons (2000-01 through 2003-04) at Colorado State, serving as an assistant the first three seasons before being promoted to associate head coach in 2003-04. Two of his recruiting classes were ranked among the 40-best in the nation, including the 2003 group, which was tabbed No. 1 in the Mountain West Conference. Colorado State made its first NCAA Tournament appearance in 13 years during his tenure and he was named one of the top assistants in the country by HoopScoopOnline.com.

The Van Alstyne, Texas, native was previously an assistant at Northwestern State (1999-2000), Texas A&M- Kingsville (1998-99) and Texas-Arlington (1994-98). He earned a bachelor's degree in kinesiology from Oklahoma City University in 1994 before completing his master's work in the same field at Texas A&M-Kingsville in 1999.

Williams is married to the former Corey Norman and the couple has two daughters, Zera and Addyson, and two sons, Calvin and Mason.



Virginia Tech Basketball QR Codes


Scan the following QR code
for links to bios for the
2015-16 Virginia Tech Hokies



Scan the following QR code
for link to home page for
2015-16 Virginia Tech Hokies



Scan the following QR code
for a link to the media
resources page
2015-16 Virginia Tech Hokies



Virginia Tech Strategic Communications

ON THE INTERNET WHO TO CONTACT

www.hokiesports.com

The official Web site of Virginia Tech athletics provides media and fans with schedules, results, rosters, bios, statistics, general releases and game notes on the Hokies.



The Gameday section has live stats, radio and television coverage information and other pertinent information. This section is for home games only.

The improved HokieVision page offers a wide range of fun, insightful and useful videos on and about the Hokies.

hokiesports.com/media

A media-only Web site is designed to make the media's job easier. Here you will find high-resolution, color mug shots of every Hokie basketball player and coach available to download. Please contact the Athletics Communications Office for access to this media-only site.

Twitter

Follow the Hokies on Twitter @VT_MBBall.

Instagram

Follow the Hokies on Instagram @vthokiemb.

#HokieHuddle

The newest feature on hokiesports.com, #HokieHuddle gives fans and other interested individuals a behind-the-scenes look at all Virginia Tech sports. The men's basketball Huddle, available from a link off of the men's basketball page, offers videos, photo galleries, tweets, instagams and blogs about the Hokies.

<http://www.hokiesports.com/mbasketball/huddle/>

www.theacc.com

Updated standings, results, schedules, statistics and notes are posted each week during the season.



Our Name, Please

When referring to Virginia Tech, we ask that you please leave it at that - Virginia Tech ... Virginia Tech University is not now and never has been a name for the school ... The official name of the university is Virginia Polytechnic Institute and State University ... "Vah Tech", VPI, VPI&SU, VPI and SU and Va. Tech are also not recognized names and should not be used ... VT is acceptable as a shortened, agate form ... When referring to the school by its nickname, please use "Hokies" ... Your help in these matters is appreciated.

Associate Athletic Director Strategic Communications

Pete Moris
(540) 231-9965 - office
morisvt@vt.edu

Request for Interviews

Men's Basketball SID

Bill Dyer
(540) 231-8852 - office
(540) 998-5906 - cell
wdyer@vt.edu

Social Media Inquiries

Assistant Director

Kelsey Appleton
(540) 231-2228 - office
(540) 739-0002 - cell
kelsey89@vt.edu

Requests for Photos

Director of Photography

Dave Knachel
(540) 231-1838
dknachel@vt.edu



Bill Dyer
Associate Director of
Strategic Communications



Kelsey Appleton
Assistant Director of
Strategic Communications

What is a Hokie?

That's the most frequently asked question regarding Virginia Tech athletics ... The answer leads all the way back to 1896 when Virginia Agricultural and Mechanical College changed its name to Virginia Polytechnic Institute ... With the change came the necessity for writing a new cheer and a contest for such a purpose was held by the student body ... Senior O.M. Stull won first prize for his "Old Hokie" yell which still is used today ... Later, when asked if "Hokie" had any special meaning, Stull explained the words he used had no hidden or symbolic meaning, but had been thought up in an effort to get attention ... Hokie soon became a nickname for all Tech teams and for those people loyal to Tech athletics.

The Last Time That...

- Tech scored 100 points and won: 105-92, vs. VMI, 11-18-13
- Tech scored 100 points and lost: 100-104 2OT vs. Maryland, 2-27-10
- Tech played in overtime: 86-81, OT, vs. Princeton (NIT), 3-16-16
- Tech played in consecutive overtime games: 82-77 vs. UAB, 11-28-15 & 79-81 vs. Northwestern, 12-1-15
- Tech played 2 OT: 57-62, 2OT at Pittsburgh, 2-8-14
- Tech played 3 OT: 86-90 at WVU, 2-2-83
- Tech scored 100+ points: 105-92, vs. VMI, 11-18-13
- Tech scored 90-99 points: 96-85, vs. Florida State, ACC Tournament, 3-9-16
- Tech scored 80-89 points: 86-81, OT, vs. Princeton (NIT), 3-16-16
- Tech scored 70-79 points: 77-62, vs. Miami, 3-5-16
- Tech scored 60-69 points: 65-61, vs. Pittsburgh, 3-2-16
- Tech scored 50-59 points: 58-82, at Duke, 1-9-16
- Tech scored 40-49 points: 49-65 at Miami, 2-17-16
- Tech scored 30-39 points: 33-43 at East Carolina, 1966-67 season
- Tech scored 20-29 points: 27-40 at McGuire Gen., 1945-46 season
- Tech scored 10-19 points: 16-45 at Virginia, 1938-1939 season
- Tech scored less than 10 points: 7-31 at W&L, 1922-1923 season
- Tech allowed 100+ points: 100-104, 2OT vs. Maryland, 2-27-10
- Tech allowed 90-99 points: 71-90, at Pittsburgh, 1-31-16
- Tech allowed 80-89 points: 86-81, OT, vs. Princeton (NIT), 3-16-16
- Tech allowed 70-79 points: 81-74, at Wake Forest, 2-28-16
- Tech allowed 60-69 points: 77-62, vs. Miami, 3-5-16
- Tech allowed 50-59 points: 71-56, at Boston College, 2-23-16
- Tech allowed 40-49 points: 80-45, vs. UAPB, 12-5-15
- Tech allowed 30-39 points: 99-34, vs. Mount St. Mary's, 1-2-11
- Tech allowed 20-29 points: 31-25 vs. Richmond, 2-1-46
- Tech allowed 10-19 points: 60-19 vs. Lynchburg College, 1-9-46
- Tech allowed less than 10 points: 28-9 vs. Hampden-Sydney, 1-17-23
- Largest margin of victory: 83 points vs. Randolph Macon Academy, 87-4, 1-10-1911
- Largest margin of victory in an ACC game: 29 points vs. Wake Forest, 94-65, 1-15-11
- Two Tech players recorded double-doubles in a game: Zach LeDay (19 pts./10 rebs.) & Kerry Blackshear Jr. (11 pts./10 rebs.) vs. Lamar, 12-13-15
- Two Tech players recorded double-doubles in consecutive games: vs. UNC, ACC Tournament, 3-13-09 and vs. Duquesne, NIT, 3-18-09
- Tech player had five or more steals: Manny Atkins (5) vs. Mount St. Mary's, 1-2-11

Coming Next Year

Virginia Tech signed Khadim Sy to a National Letter of Intent to play basketball for the Hokies beginning in the fall of 2016 ... Khadim Sy (pronounced hah-DEEM SEE), a 6-10, 245 lbs. post player from Dakar, Senegal, is currently a senior at Oak Hill Academy in Mouth of Wilson, Virginia.

2015-16 Starters

Robinson, Bibbs, LeDay, Hudson, Henry	6-1
Robinson, Bibbs, Clarke, LeDay, Henry	4-2
Allen, Hudson, Bibbs, LeDay, Henry	4-6
Robinson, Bibbs, LeDay, Hudson, Hamilton	4-0
Wilson, Bibbs, Clarke, LeDay, Hudson	2-0
Robinson, Allen, Galloway, Blackshear, Henry	1-0
Robinson, Bibbs, Clarke, LeDay, Hudson	1-0
Robinson, Allen, Wilson, Bibbs, Blackshear	1-1
Wilson, Allen, Bibbs, Clark, LeDay	0-1
Wilson, Bibbs, Blackshear, LeDay, Hudson	0-1
Wilson, Bibbs, Allen, LeDay, Hudson	0-1
Wilson, Bibbs, Allen, LeDay, Blackshear	0-1

A Golden Opportunity

Virginia Tech's **Justin Bibbs** won a gold medal as a member of the championship USA team at the FIBA U19 World Championship, held in late June and early July in Heraklion, Crete, Greece ... Bibbs becomes the first Hokie to win a gold medal in a sanctioned USA Basketball FIBA world championship ... USA Basketball named the 2015 USA Basketball Men's and Women's U19 World Championship Teams as co-recipients of the 2015 USA Basketball Team of the Year Award.

Good Months

The Hokies finished the month of February 4-3 in ACC play ... That marks the fourth time that Tech had won at least four ACC games in February ... The most games Tech has ever won in February is five ... The Hokies were 5-2 in February in the 2010-11 season and 5-3 in February in the 2009-10 ... The Hokies were 4-5 in January this season ... Tech is 4-1 in March this season.

Hokies in NCAA Stats

In the most current release of NCAA stats (March 13, 2016), the Hokies are third in the nation in free throw attempts and fifth in free throws made ... Tech is 30th nationally in three-point field goal defense ... **Seth Allen** is 49th in free throws made and 56th in free throws attempted.

The Last Time That...

- Tech player had 10 or more assists in a game: Devin Wilson (11) vs. Duke, 2-25-15
- Tech player had 20 or more rebounds in a game: Jeff Allen (21) vs. Longwood, 12-14-08
- Two Tech players had double figures in rebounds: Kerry Blackshear Jr. (10 rebs.) & Zach LeDay (10 rebs.) vs. Lamar, 12-13-15
- Two Tech players had five or more assists: Devin Wilson (5) & Adam Smith (5) vs. Michigan State, 11-22-13
- Two Tech players scored 20 or more points: Jalen Hudson (27 points), Seth Allen (26 points) and Zach LeDay (20 points) vs. Louisville, 1-27-16
- Three Tech players scored 20 or more points: Jalen Hudson (28 points) and Zach LeDay (29 points) vs. Princeton (NIT), 3-16-16
- Same two Tech players scored 20 or more points in consecutive games: Erick Green & Jarell Eddie 11-19-12 & 11-23-12
- Tech freshman scored 20 or more points in a game: 32, Jalen Hudson, vs. Wake Forest, 3-10-15
- Two Tech freshmen scored in double figures in a game: Chris Clarke (11 pts.) & Justin Robinson (16 pts.) at Virginia, 2-9-16
- Three Tech freshmen scored in double figures in a game: Ahmed Hill (11 pts.), Jalen Hudson (23 pts.) & Justin Bibbs (10 pts.) vs. Duke, 2-25-15
- Tech player scored 30-39 points in a game: 31, Seth Allen vs. Miami, ACC Tournament, 3-10-16
- Tech player scored 40-49 points in a game: 41, Dorenzo Hudson vs. Seton Hall, 1-2-10
- Tech player scored 50+ points in a game: 51, Bimbo Coles vs. Southern Miss., 2-6-88
- Tech defeated a ranked opponent on the road: 80-77 at No. 12/13 Clemson, 2-25-09
- Tech defeated a ranked opponent at home: 77-62, vs. No. 7/7 Miami, 3-5-16
- Tech defeated a ranked opponent on a neutral court: 72-64, vs. No. 21 Virginia, 12-28-95, Roanoke Civic Center
- Tech player had consecutive double-doubles: Kerry Blackshear Jr., 12-13-15 & 12-19-15
- Tech freshman had consecutive double-doubles: Kerry Blackshear Jr., 12-13-15 & 12-19-15
- Tech player had seven consecutive double-doubles: Jeff Allen, 1-25-11, 1-30-11, 2-2-11, 2-5-11, 2-13-11, 2-15-11 & 2-19-11
- Tech held opponent without a double-figure scorer: 65-47 vs. Miami, ACC Tournament, 3-12-09
- No Tech player scored in double figures: 41-57 vs. Temple, 2-25-96
- Tech had six players score in double figures: vs. Lamar, 12-13-15
- Tech did not make a three-point field goal: at Providence, 2-1-03
- Tech's opponent did not make a three-point field goal: at NC State, 2-10-10
- Tech did not shoot a free throw in the first half: at Miami, 12-8-13
- Tech did not shoot a free throw in the second half: vs. Virginia, 12-5-10
- Tech allowed a triple-double: Iman Shumpert (22 pts., 12 rebs., 11 assists), at Georgia Tech, 1-25-11
- Tech held an opponent under 10 points in a half: 9 points, vs. Eastern Michigan, 12-22-11
- Tech held an opponent under 20 points in a half: 16 pts., vs. UAPB, 12-5-15
- Tech had double-figures in blocked shots: 13, 87-82, vs. West Virginia, 11-12-13
- Tech came back from a double-figure deficit to win: 12 pts. (29-17), vs. Florida State, 2-20-16
- Tech led by 20-or-more points at half time of a game: 28 pts., 51-23, vs. Lamar, 12-13-15
- Tech had a walk-on score in double figures: Christian Beyers, 13 pts., vs. Alabama A&M, 12-14-14

Compare & Contrast

VT	BYU
74.9	Points84.0
72.4	Points Allowed.....72.4
44.9%	FG%.....46.5%
43.2%	FG% Defense41.3%
35.3%	3FG%.....38.2%
31.0%	3FG% Defense33.5%
70.0%	FT%.....68.8%
34.9	Rebounds41.1
-1.0	Rebound Margin..... +5.3
12.1	Assists.....16.8
12.7	Turnovers.....11.6
5.4.....	Steals.....6.6
3.4.....	Blocks4.2

Cassell Heated Up in February

The Hokies enjoyed their fourth sellout of the season in the win over Florida State on Saturday ... This is the first time the Hokies have had four sellouts in a season since the 2011-12 season ... The Clemson game on Feb. 6 was the first February sellout against a team other than Virginia, Duke or North Carolina since Feb. 18, 2012, a sellout against Georgia Tech ... Tech sold out Cassell Coliseum later that season on March 4 against NC State ... The Hokies averaged 7,529 per game in Cassell Coliseum during ACC play ... That is the highest average for conference play since the 2011-12 season.

Lots of Free Throws

The Hokies have shot 943 free throws this season, up from 558 all of last season ... The 943 sets a new school record for free throw attempts in a season, breaking the old mark of 906 set in 1953-54 season (27 games) ... Tech has attempted 30-or-more free throws in 16 games so far this season, including eight against ACC competition.

3-D

The Hokies are currently second in the ACC in three-point field goal defense, both overall and in conference games ... Tech is 30th nationally in three-point field goal defense ... Last season, the Hokies allowed opponents to shoot 35.1 percent from behind the arc overall and 37.4 percent in ACC action ... This season, Tech is allowing 31.0 percent overall and 30.0 percent from three-point range in conference games.

2015-16 Roster



No.	Name	POS	HT	WT	CL	HOMETOWN	HS/OTHER
0	Shane Henry	F	6-8	210	Sr.	Decatur, Ga.	Newton/Georgia Perimeter College
4	Seth Allen	G	6-1	190	r-Jr.	Woodbridge, Va.	Fredericksburg Christian/Maryland
5	Justin Robinson	G	6-1	180	Fr.	Manassas, Va.	St. James School (Md.)
10	Justin Bibbs	G	6-5	200	So.	Dayton, Ohio	Montverde Academy (Fla.)
11	Devin Wilson	G	6-4	190	Jr.	McKees Rocks, Pa.	Montour
13	Ahmed Hill	G	6-5	205	So.	Augusta, Ga.	Aquinas
14	Greg Donlon	F	6-8	225	r-Jr.	Midlothian, Va.	Cosby
15	Chris Clarke	G/F	6-6	205	Fr.	Virginia Beach, Va.	Cape Henry Collegiate School
21	Satchel Pierce	F	7-0	245	So.	Barberton, Ohio	The Kiski School (Pa.)
22	Johnny Hamilton	C	7-0	230	Jr.	Trinidad & Tobago	Jacksonville College
23	Jalen Hudson	G	6-5	195	So.	Richmond, Va.	St. Vincent-St. Mary
24	Kerry Blackshear Jr.	F	6-10	240	Fr.	Orlando, Fla.	Maynard Evans
32	Zach LeDay	F	6-7	235	r-Jr.	Dallas, Texas	The Colony/South Florida
33	Matt Galloway	G	6-3	195	r-Jr.	Sterling, Va.	Potomac Falls/Hood College
42	Ty Outlaw	G/F	6-6	215	Jr.	Roxboro, N.C.	Person County/Lee College

Coaching Staff

Head Coach: Buzz Williams (Oklahoma City, 1994)

Assistant Coaches: Isaac Chew (Avila, 1998), Steve Roccaforte (Lamar, 1989), Jamie McNeilly (New Orleans, 2007)

Director of Men's Basketball Operations: Jeff Reynolds (UNCG, 1978)

Director of Player Personnel: Devin Johnson

Director of Student-Athlete Development: Lyle Wolf

Assistant to the Head Coach: Cara Jacobson

Director of Strength & Conditioning, Basketball Programs: David Jackson

Assistant Athletic Director for Sports Medicine: Ernest Eugene



Cassell Coliseum Castle
 Carilion Court.....cuh-RILL-yun
 Ahmed Hilluh-MED
 Steve Roccaforte.....ROCK- ah-fort

SHANE HENRY

SENIOR • FORWARD • 6-8 • 190
 DECATUR, GA. • GA. PERIMETER COLLEGE

#0



CAREER HIGHS

Opponent	Min	FG-A-%	3FG-A-%	FT-A-%	O-D-T	A	TO	Blk	Stl	Pts
ALABAMA STATE#	9*	0-2-.000	0-0-.000	1-2-.500	0-2-2	0	0	1	0	1
JACKSONVILLE STATE#	14*	3-4-.750	0-0-.000	0-2-.000	3-2-5	0	1	0	1	6
VMI	14*	1-2-.500	0-0-.000	0-0-.000	0-3-3	0	1	2	2	2
NORTH CAROLINA A&T	6*	0-0-.000	0-0-.000	1-4-.250	0-0-0	0	0	0	0	1
Iowa State^	8*	0-2-.000	0-0-.000	0-2-.000	0-2-2	0	1	0	0	0
UAB^	7*	0-2-.000	0-0-.000	0-0-.000	2-1-3	0	0	0	0	0
NORTHWESTERN%	4*	0-0-.000	0-0-.000	0-0-.000	0-2-2	0	0	0	0	0
ARKANSAS-PINE BLUFF at Radford	7	0-2-.000	0-0-.000	1-2-.500	3-1-4	0	2	0	0	1
LAMAR	3	0-0-.000	---	0-0-.000	0-2-2	0	1	0	0	0
GRAMBLING STATE	11*	0-0-.000	0-0-.000	0-0-.000	1-1-2	1	1	0	2	0
St. Joseph's	0+	0-1-.000	0-0-.000	0-0-.000	0-0-0	0	0	0	0	0
WEST VIRGINIA	16	4-4-1.000	0-0-.000	4-7-.571	1-3-4	0	1	0	0	12
NC STATE	17*	0-3-.000	0-0-.000	0-4-.000	0-4-4	0	0	2	0	0
VIRGINIA	9*	0-0-.000	0-0-.000	0-2-.000	0-4-4	2	1	0	0	0
at Duke	11*	3-5-.600	0-0-.000	0-0-.000	0-4-4	0	0	0	0	6
WAKE FOREST	11*	2-2-1.000	0-0-.000	0-0-.000	0-3-3	0	0	0	0	4
at Georgia Tech	9*	1-1-1.000	0-0-.000	0-0-.000	0-2-2	0	1	0	0	2
at Notre Dame	20*	4-4-1.000	0-0-.000	3-7-.429	1-2-3	0	1	1	0	11
NORTH CAROLINA	6*	1-1-1.000	0-0-.000	0-0-.000	0-0-0	0	0	1	0	2
LOUISVILLE	18*	0-2-.000	0-0-.000	0-0-.000	0-3-3	0	0	0	1	4
at Pittsburgh	9*	1-1-1.000	0-0-.000	0-0-.000	0-1-1	0	0	0	0	2
at Syracuse			---							
CLEMSON	2	0-0-.000	0-0-.000	0-0-.000	0-1-1	0	1	0	0	0
at Virginia	1	0-0-.000	0-0-.000	0-0-.000	0-0-0	0	0	0	0	0
at Miami	4	0-0-.000	0-0-.000	0-0-.000	0-1-1	0	0	2	0	0
FLORIDA STATE	12	1-1-1.000	0-0-.000	0-2-.000	0-2-2	0	0	1	1	2
at Boston College	17	2-3-.667	0-0-.000	0-0-.000	2-3-5	0	0	0	1	4
at Wake Forest	5	0-0-.000	0-0-.000	0-0-.000	2-0-2	0	0	0	0	0
PITTSBURGH	1	0-2-.000	0-0-.000	0-0-.000	0-1-1	0	0	1	0	0
MIAMI	13*	1-1-1.000	0-0-.000	0-0-.000	0-0-0	0	0	0	0	2
Florida State \$	7*	0-0-.000	0-0-.000	0-0-.000	0-1-1	0	1	0	0	0
Miami \$	10*	1-1-1.000	0-0-.000	0-0-.000	1-1-2	0	0	0	0	2
Princeton !	2*	0-0-.000	0-0-.000	0-0-.000	0-0-0	0	1	0	0	0

- Emerald Coast Classic (Blacksburg, Va.); ^ - Emerald Coast Classic (Destin, Fla.); % - Big 10/ACC Challenge; \$ - ACC Tournament; ! - NIT

2015-16: Started in all six contests through UAB ... Grabbed four boards and picked up one point from the free throw line in the opener against Alabama State ... Scored a season high six points shooting 3-4 from the field with five rebounds in 14 minutes against Jacksonville State ... Blocked two shots, grabbed two steals and snagged three defensive boards against VMI, adding two points ... Picked up a point from the charity stripe in win over North Carolina A&T ... Grabbed two defensive rebounds against Iowa State ... Cleaned three rebounds off the glass in a win over UAB ... Snagged two defensive rebounds against Northwestern ... Scored a point from the free throw line and grabbed three rebounds against Arkansas-Pine Bluff ... Grabbed two boards against Lamar ... Recorded two steals, an assist and two rebounds against Grambling State ... Drained a career-high 12 points on 4-for-4 from the field and picked up four points at the charity stripe against West Virginia ... Grabbed four rebounds and recorded two blocks against NC State ... Snagged four rebounds and dished out a career-high two assists against Virginia ... Scored six points, shooting 3-for-5 from the floor, and grabbed four rebounds against Duke ... Shot a perfect 2-for-2 from the floor for four points and three rebounds against Wake Forest ... Scored two points and grabbed two rebounds against Georgia Tech ... Set an ACC career-high with 11 p points on 4-of-4 from the field against Notre Dame ... Scored two points against North Carolina ... Grabbed three rebounds, recorded one steal and scored four points against Louisville ... Scored two points and recorded one rebound against Pitt ... Grabbed one rebound against Clemson ... Saw one minute of action against Virginia ... Grabbed one rebound and recorded two blocks against Miami ... Scored two points, snagged two boards and recorded one block and steal against Florida State ... Scored four points and grabbed five rebounds against Boston College ... Grabbed two rebounds against Wake Forest ... Saw one minute of action against Pitt ... Scored two points against Miami ... Snagged one rebound against Florida State ... Scored two points against Miami ... Saw two minutes of action against Princeton

2014-15: Has played in 31 games and logged 16 starts ... Brought down eight rebounds and blocked three shorts in the opener against Maryland-Eastern Shore ... Made the first start of his career against Northern Iowa ... Blocked three shots and grabbed four rebounds against Morgan State ... Scored four points and grabbed three rebounds at Penn State ... Blocked a shot and grabbed two rebounds in nine minutes against Radford ... Had six boards and six points against Alabama A&M ... Scored six points and set a new career high with 13 boards against VMI ... Blocked two shots and grabbed five rebounds in 12 minutes against Presbyterian ... Missed just one shot en-route to a 10-point, nine-rebound performance at No. 15 North Carolina ... Scored nine points and grabbed eight rebounds in just seven minutes of action at Syracuse ... Played an efficient nine minutes against Florida State, not missing a shot en-route to a six-point, three-steal performance ... Didn't miss a field goal, putting up 10 points in 12 minutes against Georgia Tech ... Added four points, four rebounds and two blocks in the ACC Tournament win over Wake Forest.

Before Tech: Transferred to Tech after spending year playing at Georgia Perimeter College ... Earned Defensive Player of the Year honors, as well as First Team All-Conference and All-Freshman Team accolades ... Averaged 13.2 points, 12.5 rebounds and 4.7 blocks per game at Georgia Perimeter ... Lettered at Newton High School where he earned All-Region honors.

Personal: Shane Linden Henry ... Son of Henry Wynter and Kimberly Gethers-Wynter ... Has five siblings: Sandra, Shana, Trina, Tashauna and Makai ... Plans to major in psychology.

Points

Career 12 vs West Virginia (12/30/15)
 ACC 11 at Notre Dame (1/20/16)

Minutes Played

Career 24 VMI (12/22/14)
 ACC 20, 2x, last at Notre Dame (1/20/16)

Field Goals Made

Career 4, 5x, last at Notre Dame (1/20/16)
 ACC 4, 4x, last at Notre Dame (1/20/16)

Field Goal Attempts

Career 8 VMI (12/22/14)
 ACC 6 at Syracuse (2/3/15)

3-PT Field Goals Made

Career N/A
 ACC N/A

3-PT Field Goal Attempts

Career N/A
 ACC N/A

Free Throws Made

Career 4 vs West Virginia (12/30/15)
 ACC 3 at Notre Dame (1/20/16)

Free Throw Attempts

Career 7, 2x, last at Notre Dame (1/20/16)
 ACC 7 at Notre Dame (1/20/16)

Rebounds

Career 13 VMI (12/22/14)
 ACC 9 at North Carolina (1/18/15)

Assists

Career 2 vs Virginia (1/4/16)
 ACC 2 vs Virginia (1/4/16)

Blocks

Career 3, 3x, last VMI (12/22/14)
 ACC 2, 3x, last vs Miami (2/17/16)

Steals

Career 3 vs Florida State (2/7/15)
 ACC 3 vs Florida State (2/7/15)

Year	GP	-GS	Min	-Avg.	FGM	-FGA	-Pct.	3FG	-FGA	-Pct.	FTM	-FTA	-Pct.	Off.	Def.	Reb	-Avg.	A	TO	Blk	Stl	TP	Avg.
2014-15	31	16	318	10.3	31	73	.425	0	0	.000	10	22	.455	26	58	84	2.7	3	21	28	8	72	2.3
2015-16	32	21	283	8.8	25	46	.543	0	0	.000	10	34	.294	16	52	68	2.1	2	13	12	6	60	1.9
TOTAL	63	37	601	9.5	56	119	.471	0	0	.000	20	56	.357	42	110	152	2.4	5	34	40	14	132	2.1

DEVIN WILSON

JUNIOR • GUARD • 6-4 • 190
MCKEES ROCKS, PA. • MONTOUR

#11



Opponent	Min	FG-A-%	3FG-A-%	FT-A-%	O-D-T	A	TO	Blk	Stl	Pts
ALABAMA STATE#			--- DNP ---							
JACKSONVILLE STATE#			--- DNP ---							
VMI			--- DNP ---							
NORTH CAROLINA A&T	23	0-0-0.00	0-0-0.00	2-4-.500	0-1-1	3	1	0	0	2
Iowa State^	20	1-1-1.000	0-0-0.000	0-0-0.000	0-2-2	2	0	0	0	2
UAB^	24	1-1-1.000	0-0-0.000	5-6-.833	0-3-3	5	2	0	0	7
NORTHWESTERN%	31	1-3-.333	0-1-0.000	2-2-1.000	0-1-1	5	1	0	1	4
ARKANSAS-PINE BLUFF	21	0-1-0.000	0-0-0.000	2-2-1.000	0-4-4	2	0	0	2	2
at Radford	27*	3-3-1.000	1-1-1.000	0-0-0.000	0-3-3	5	2	0	1	7
LAMAR	26*	0-3-0.000	0-1-0.000	1-2-.500	0-1-1	3	0	0	1	1
GRAMBLING STATE	24	1-4-.250	0-0-0.000	0-0-0.000	0-0-0	4	1	0	2	2
St. Joseph's	26*	0-4-0.000	0-3-0.000	1-2-.500	1-3-4	3	2	0	0	1
WEST VIRGINIA	34*	2-2-1.000	0-0-0.000	0-2-0.000	0-0-0	1	4	0	1	4
NC STATE	19	0-2-0.000	0-1-0.000	1-2-.500	0-2-2	0	0	0	0	1
VIRGINIA	16	1-2-.500	0-1-0.000	0-0-0.000	0-2-2	2	0	0	1	2
at Duke	17	0-2-0.000	0-0-0.000	0-0-0.000	0-2-2	1	0	0	0	0
WAKE FOREST	14	0-1-0.000	0-0-0.000	0-0-0.000	0-0-0	0	0	3	0	0
at Georgia Tech	24	1-1-1.000	0-0-0.000	2-2-1.000	0-0-0	1	1	0	1	4
at Notre Dame	11	0-0-0.000	0-0-0.000	0-0-0.000	0-0-0	0	2	0	0	0
NORTH CAROLINA	22	2-3-.667	1-1-1.000	0-1-0.000	0-3-3	3	1	0	2	3
LOUISVILLE	14	0-0-0.000	0-0-0.000	0-0-0.000	1-0-1	0	0	0	0	0
at Pittsburgh	27	0-4-0.000	0-2-0.000	0-0-0.000	0-3-3	4	3	0	0	0
at Syracuse	27*	1-1-1.000	1-1-1.000	0-0-0.000	0-0-0	2	3	0	1	3
CLEMSON	28*	0-3-0.000	0-1-0.000	0-0-0.000	0-2-2	4	1	0	1	0
at Virginia	34*	0-3-0.000	0-1-0.000	0-0-0.000	0-3-3	2	1	0	0	0
at Miami	25*	0-3-0.000	0-1-0.000	0-1-0.000	1-4-5	2	1	0	2	0
FLORIDA STATE	27	1-2-.500	0-1-0.000	0-0-0.000	0-2-2	2	1	0	1	2
at Boston College	16	0-2-0.000	0-1-0.000	0-0-0.000	0-1-1	3	1	0	1	0
at Wake Forest	14	0-0-0.000	0-0-0.000	0-0-0.000	0-0-0	2	2	0	0	0
PITTSBURGH	24	3-4-.750	1-1-1.000	0-3-0.000	1-4-5	2	0	0	0	7
MIAMI	13	1-2-.500	0-0-0.000	1-1-1.000	0-2-2	1	1	1	1	3
Florida State \$	11	1-1-1.000	0-0-0.000	0-0-0.000	0-1-1	1	0	0	0	2
Miami \$	15	0-0-0.000	0-0-0.000	0-0-0.000	0-1-1	2	0	0	0	0
Princeton!	20	2-4-.500	1-1-1.000	0-0-0.000	1-0-1	1	0	0	1	5

- Emerald Coast Classic (Blacksburg, Va.); ^ - Emerald Coast Classic (Destin, Fla.); % - Big 10/ACC Challenge;

2015-16: Made his first appearance of the season against North Carolina A&T, recording two points and one rebound, with three assists ... Scored two points in 20 minutes of action against Iowa State, adding two defensive rebounds ... Scored five points from the free throw line against UAB en route to seven total points, with a season-high five assists and three rebounds ... Scored four points and dished out five assists in a season-high 31 minutes against Northwestern ... Added two points to four rebounds and two assists and steals against Arkansas-Pine Bluff ... Went a perfect 3-for-3 from the floor en route to seven points and dished out five assists against Radford ... Scored a single point from the free throw line to go along with three assists and a rebound against Lamar ... Moved into the program's top 10 all-time assists list after dishing out four dimes against Grambling State ... Scored one point from the free throw line and grabbed four boards to go along with three assists against St. Joseph's ... Scored four points on a perfect 2-for-2 from the floor against West Virginia ... Grabbed two rebounds and scored one point from the free throw line against North Carolina State ... Scored two points, grabbed two boards and distributed two assists against Virginia ... Snagged two defensive rebounds and dished out one dime against Duke ... Dished out three dimes against Wake Forest ... Scored four points in addition to distributing one assist and one steal against Georgia Tech ... Saw 11 minutes of action against Notre Dame ... Dished out three assists and scored three points, recording two steals, against North Carolina ... Snagged one rebound against Louisville ... Grabbed three boards and dished out four assists against Pitt ... Scored three points, dished out two assists and snagged one steal against Syracuse ... Dished out four dimes, grabbed two rebounds and recorded one steal against Clemson ... Distributed two assists and grabbed three rebounds against Virginia ... Snagged five rebounds, dished out two dimes and recorded to blocks against Miami ... Scored two points, grabbed two rebounds and distributed two assists against Florida State ... Dished out three dimes and snagged one steal and one rebound against Boston College ... Dished out two dimes against Wake Forest ... Scored seven points, including a 1-1 from three-point range, with five rebounds and two assists against Pitt ... Scored three points and recorded one assist, one block and one steal against Miami ... Snagged one rebound and scored two points against Florida State ... Dished out two dimes and grabbed one board against Miami ... Scored five points and grabbed one rebound against Princeton.

2014-15: Played in all 33 games, starting 28 ... Had six assists and five points in the opener against Maryland-Eastern Shore ... Scored 13 points and added nine assists against Liberty ... Scored 10 points and added three assists and two steals against Appalachian State ... Had four assists against Northern Iowa ... Scored seven points against Miami (OH) ... Recorded the first double-double of his career with 10 points and 11 assists, also adding seven rebounds against Morgan State ... Had three steals at Penn State ... Scored 11 points and grabbed six rebounds against Radford ... Had 10 points and five rebounds against The Citadel ... Put up 16 points and added six assists against VMI ... Had eight points and five assists against Presbyterian ... Scored seven points at No. 17 West Virginia ... Had 13 points and eight assists against Syracuse ... Never turned the ball over, finishing with seven assists and six points ... Had five assists and four rebounds at No. 6 Louisville ... Scored 11 points against No. 8 Notre Dame ... Grabbed five rebounds and scored seven points against No. 2 Virginia ... Had seven assists, five rebounds and five points in the win over Pitt ... Didn't miss a shot at Wake Forest, finishing the game with 11 points and six assists ... Had five assists and three rebounds at Clemson ... Scored 11 points and grabbed four rebounds at NC State ... Notched the second double-double of his career with 10 points and 11 assists against No. 4 Duke ... Scored eight points and grabbed four rebounds at No. 2 Virginia ... Had five points and five assists against Boston College ... Had five assists and three steals in the Hokies' ACC Tournament win over Wake Forest ... Scored seven points and added four assists against Miami in the ACC Tournament.

High School: Won four letters under Coach Adam Kaufman at Montour High School ... Helped his team to the state championship twice, also bringing home a pair of district titles ... Earned First Team All-State honors ... Named Player of the Year by the Pittsburgh Post-Gazette and Tribune Review.

Personal: Devin Alexander Wilson ... Born October 17, 1994 in McKees Rocks, Pa. ... Son of Pierre and Romi Wilson ... Has one brother, Christian, who played football at North Carolina ... Plans to study political science.

CAREER HIGHS

Points

Career 26 vs Wake Forest (1/22/13)
ACC 26 vs Wake Forest (1/22/13)

Minutes Played

Career 46 at Pittsburgh (2/8/14)
ACC 46 at Pittsburgh (2/8/14)

Field Goals Made

Career 7 at Notre Dame (1/19/14)
ACC 7 at Notre Dame (1/19/14)

Field Goal Attempts

Career 13 vs North Carolina (3/1/14)
ACC 13 vs North Carolina (3/1/14)

3-PT Field Goals Made

Career 3 vs Wake Forest (1/22/14)
ACC 3 vs Wake Forest (1/22/14)

3-PT Field Goal Attempts

Career 6 vs North Carolina (3/1/14)
ACC 6 vs North Carolina (3/1/14)

Free Throws Made

Career 11 vs Wake Forest (1/22/14)
ACC 11 vs Wake Forest (1/22/14)

Free Throw Attempts

Career 14 vs Wake Forest (1/22/14)
ACC 14 vs Wake Forest (1/22/14)

Rebounds

Career 7 vs UNCG (12/28/13), vs MSU (11/30/14)
ACC 5, 2x, last at Miami (2/17/16)

Assists

Career 11, 3x, last vs Duke (2/25/15)
ACC 11 vs Duke (2/25/15)

Blocks

Career 1, 6x, last vs Morgan State (11/30/14)
ACC 1, 3x, last vs North Carolina (3/1/14)

Steals

Career 3, 4x, last vs Wake Forest (1/13/16)
ACC 3, 4x, last vs Wake Forest (1/13/16)


Year	GP	-GS	Min	-Avg.	FGM	-FGA	-Pct.	3FGM	-FGA	-Pct.	FTM	-FTA	-Pct.	Off.	Def.	Reb	-Avg.	A	TO	Blk	Stl	TP	Avg.
2013-14	31	31	1081	34.9	75	201	.373	14	45	.311	122	185	.659	15	85	100	3.2	148	90	5	25	286	9.2
2014-15	33	28	990	30.0	63	140	.450	8	27	.296	79	112	.705	13	84	97	2.9	140	63	2	29	213	6.5
2015-16	31	8	674	21.7	22	62	.355	5	19	.263	17	30	.567	5	50	55	1.8	68	31	1	23	66	2.1
TOTAL	95	67	2745	28.9	160	403	.397	27	91	.297	218	327	.667	33	219	252	2.7	356	184	8	77	565	5.9

SETH ALLEN

R-JUNIOR • GUARD • 6-1 • 195

WOODBRIDGE, VA. • FREDERICKSBURG CHRISTIAN/
MARYLAND

#4



CAREER HIGHS

Points

Career 31 vs Miami (3/10/2016)
ACC 31 vs Miami (3/10/2016)

Minutes Played

Career 39, 2x, last at Syracuse (2/2/16)
ACC 39, 2x, last at Syracuse (2/2/16)

Field Goals Made

Career 9 vs NC State (1/2/16)
ACC 9 vs NC State (1/2/16)

Field Goal Attempts

Career 19 vs NC State (1/2/16)
ACC 19 vs NC State (1/2/16)

3-PT Field Goals Made

Career 5 vs Pittsburgh (1/31/16)
ACC 5 vs Pittsburgh (1/31/16)

3-PT Field Goal Attempts

Career 9 vs UAB (11/28/15)
ACC 7 vs Louisville (1/27/16)

Free Throws Made

Career 17 vs Miami (3/10/2016)
ACC 17 vs Miami (3/10/2016)

Free Throw Attempts

Career 18 vs Miami (3/10/2016)
ACC 18 vs Miami (3/10/2016)

Rebounds

Career 7 vs Grambling State (12/19/15)
ACC 6 at Pittsburgh (1/31/16)

Assists

Career 8 at Notre Dame (1/20/16)
ACC 8 at Notre Dame (1/20/16)

Blocks

Career 1, 8x, last at Virginia (2/9/16)
ACC 1, 6x, last at Boston College (2/23/16)

Steals

Career 4 at Boston College (2/23/16)
ACC 4 at Boston College (2/23/16)

Opponent	Min	FG-A-%	3FG-A-%	FT-A-%	O-D-T	A	TO	Blk	Stl	Pts
ALABAMA STATE#	27*	2-9-.222	2-7-.286	7-8-.875	0-4-4	4	4	0	0	13
JACKSONVILLE STATE#	21	2-9-.222	0-4-.000	3-6-.500	0-3-3	1	5	0	0	7
VMI	25	5-11-.455	3-5-.600	4-7-.571	0-6-6	3	4	1	0	17
NORTH CAROLINA A&T	13	2-5-.4000	0-2-.000	3-5-.6000	0-2-2	2	1	0	0	7
Iowa State^	27	4-13-.308	0-5-.000	2-3-.667	0-1-1	2	1	0	1	10
UAB^	36	7-19-.368	2-9-.222	7-8-.875	0-4-4	1	3	0	0	23
NORTHWESTERN%	35	7-15-.467	4-8-.500	7-8-.875	0-4-4	2	3	0	2	25
ARKANSAS-PINE BLUFF	20	3-8-.375	0-3-.000	5-6-.833	0-1-1	1	4	1	1	11
at Radford	23	5-12-.417	1-5-.200	6-9-.667	0-2-2	2	1	0	0	17
LAMAR	25	4-10-.400	1-4-.250	1-1-1.000	1-3-4	7	1	1	0	10
GRAMBLING STATE	28*	5-14-.357	1-7-.143	2-4-.500	1-6-7	1	1	0	2	13
St. Joseph's	32*	7-16-.438	3-7-.429	1-2-.500	0-4-4	1	5	0	1	18
WEST VIRGINIA	18	2-3-.667	0-2-.000	4-4-1.000	0-2-2	1	4	0	1	10
NC STATE	39*	9-19-.474	3-5-.600	2-2-1.000	1-3-4	1	2	1	1	23
VIRGINIA	34*	4-11-.364	2-5-.400	3-6-.500	0-2-2	3	3	0	1	13
at Duke	30*	1-9-.111	0-2-.000	1-2-.500	0-3-3	2	5	1	0	3
WAKE FOREST	32*	2-7-.286	0-3-.000	2-3-.667	0-1-1	4	1	0	0	6
at Georgia Tech	26*	1-4-.250	0-1-.000	11-13-.846	0-2-2	4	5	1	2	13
at Notre Dame	30*	5-14-.357	1-5-.200	9-11-.818	0-2-2	8	3	0	1	20
NORTH CAROLINA	34*	2-11-.182	1-5-.200	6-8-.750	1-4-5	4	4	0	2	11
LOUISVILLE	30*	6-13-.462	1-7-.143	13-14-.929	0-4-4	2	4	0	1	26
at Pittsburgh	33*	7-10-.700	5-5-1.000	9-12-.750	1-5-6	3	5	1	0	28
at Syracuse	39*	4-12-.333	2-6-.333	1-2-.500	0-4-4	4	4	0	1	11
CLEMSON	32*	4-11-.364	1-5-.200	1-1-1.000	1-2-3	1	3	0	0	10
at Virginia	30*	3-9-.333	0-2-.000	0-0-.000	0-1-1	2	0	1	0	6
at Miami	19*	1-6-.167	1-2-.500	2-2-1.000	0-0-0	1	5	0	0	5
FLORIDA STATE	25	7-11-.636	4-5-.800	5-7-.714	0-5-5	2	0	0	1	23
at Boston College	27	4-9-.444	0-2-.000	6-8-.750	0-2-2	4	5	1	4	14
at Wake Forest	21	5-10-.500	1-3-.333	3-4-.750	0-2-2	1	3	0	2	14
PITTSBURGH	32	4-12-.333	2-7-.286	0-2-.000	0-4-4	2	1	0	1	10
MIAMI	23	4-11-.364	1-5-.200	5-5-1.000	0-1-1	4	1	0	2	14
Florida State \$	30	5-9-.555	0-3-.000	10-12-.833	1-1-2	2	2	0	0	20
Miami \$	28	7-14-.500	0-4-.000	17-18-.944	2-2-4	1	4	0	0	31
Princeton !	32	1-8-.125	0-2-.000	8-10-.800	0-4-4	2	4	0	2	10

- Emerald Coast Classic (Blacksburg, Va.); ^ - Emerald Coast Classic (Destin, Fla.); % - Big 10/ACC Challenge;

2015-16: Made his first start as a Hokie in the season opener against Alabama State, scoring 13 points with four boards and four assists ... Scored seven points, including three from the charity stripe, with three rebounds against Jacksonville State ... Dropped a career high 17 points shooting 5-for-11 from the floor, 3-for-5 from downtown and 4-for-7 from the line with a season high six rebounds and three dishes against VMI ... Drained seven points with two assists and two rebounds against North Carolina A&T ... Scored in double-digits for the third time, draining 10 points to go along with one board, two assists and his first steal as a Hokie ... Went off for 23 points, his career high, on 7-for-19 from the floor and a near-perfect 7-for-8 from the charity stripe with three rebounds ... Had a career night against Northwestern, scoring 25 points on 7-for-15, three from downtown, and grabbed four defensive boards to go along with two steals ... Drained 11 points, including 5-for-6 from the free throw line, to go along with one board, an assist, a block and a steal against Arkansas-Pine Bluff ... Scored 17 points in 23 minutes, including 6-for-9 from the charity stripe, and added two rebound and assists against Radford ... Dished out a career-high seven assists to go with 10 points and four boards against Lamar ... Grabbed a career-high seven boards, six on the defensive end, and scored 13 points against Grambling State ... Scored 18 points against St. Joseph's, including three from beyond the arc, and added four rebounds, one assist and one steal ... Drained 10 points for his 11th double-digit outing of the season against West Virginia ... Scored 23 points in 39 minutes with four rebounds, one assist, one steal and one block against North Carolina State ... Scored 13 points and dished out three assists against Virginia ... Blocked one shot, snagged three rebounds and scored three points against Duke ... Scored six points and dished out four assists against Wake Forest ... went 11-13 from the free throw line, scoring all 13 points in the second half against Georgia Tech ... Scored 20 points, including 9-of-11 from the free throw line, and distributed a career-high eight dimes against Notre Dame ... Scored in double-digits for the third straight game, draining 11 points and grabbed five rebounds with four assists against North Carolina ... Scored a career-high 26 points including 13-of-14 from the free throw line against Louisville ... Set a new career-high with 28 points and six rebounds, adding three assists and a block against Pitt ... Scored 11 points and dished out four assists against Syracuse ... Grabbed three rebounds, scored 10 points and distributed one dime against Clemson ... Scored six points, snagged one board and dished out two assists against Virginia ... Scored five points and distributed one assist against Miami ... Led the team with 23 points, adding five rebounds, two assists and a block against Florida State ... Scored in double-digits for the 22nd time, draining 14 points, distributing four assists and snagging a career-high four steals against Boston College ... Scored 14 points and recorded two rebounds and steals against Wake Forest ... Recorded his fourth straight double-digit outing, scoring 10 points, nabbing four rebounds and distributing two assists against Pitt ... Scored 14 points and distributed four assists against Miami ... Scored 20 points against Florida State to go with two rebounds and two assists ... Drained a career-high 31 points, including 17-18 from the FT line, and grabbed four rebounds against Miami ... Scored 10 points on 8-10 from the FT line against Princeton.

2014-15: Sat out per NCAA transfer rules

At Maryland: Played in 20 games as a sophomore for the Terps, making 15 starts ... Averaged 13.4 points and 3.0 assists in his second season after missing the first 12 games due to injury ... Tallied 36 steals as a freshman, also averaging 7.8 ppg ... Earned ACC Rookie of the Week honors (2/18/13) after scoring 16 points and sealing the upset of then-No. 2 Duke.

High School: Won a letter in each of his two years at Fredericksburg Christian ... Graded at 89 and a three-star prospect by ESPN.com ... Rated the 42nd best shooting guard by ESPN and the 7th best player in Virginia ... Averaged 20 points, five assists and four rebounds as a senior ... Led Fredericksburg Christian to a 31-2 record and a conference title as a junior ... Took just 42 high school games to score his 1,000th career point.

Personal: Born Oct. 20, 1994 in Fairfax, Virginia ... Son of Joe and Deborah Allen ... Is the youngest of four children: Starr (sister) and (brothers) Cameron and Brandon, who played basketball at Mount Olive College in North Carolina ... Father played running back at Arizona State University ... Plans to major in international studies.

Year	GP	-GS	Min	-Avg.	FGM	-FGA	-Pct.	3FG	-FGA	-Pct.	FTM	-FTA	-Pct.	Off.	Def.	Reb	-Avg.	A	TO	Blk	Stl	TP	Avg.
2015-16	34	16	956	28.1	142	367	.387	42	152	.276	166	213	.779	9	96	105	3.1	85	102	8	32	492	14.5
TOTAL	34	16	956	28.1	142	367	.387	42	152	.276	166	213	.779	9	96	105	3.1	85	102	8	32	492	14.5

ZACH LEDAY

R-JUNIOR • FORWARD • 6-7 • 235

DALLAS, TEXAS • THE COLONY/SOUTH FLORIDA

#32



Opponent	Min	FG-A-%	3FG-A-%	FT-A-%	O-D-T	A	TO	Blk	Stl	Pts
ALABAMA STATE#	35*	10-16-.625	0-0-.000	6-9-.667	7-8-15	2	0	1	0	26
JACKSONVILLE STATE#	33*	6-11-.545	1-1-1.000	2-4-.500	5-4-9	2	2	2	1	15
VMI	34*	3-11-.273	0-0-.000	7-7-1.000	3-7-10	0	2	1	0	13
NORTH CAROLINA A&T	26*	8-14-.571	0-3-.000	10-12-.833	4-8-12	2	0	2	2	26
Iowa State^	23*	8-14-.571	1-3-.333	2-4-.500	6-2-8	1	1	0	0	19
UAB^	29*	4-11-.364	0-1-.000	7-10-.700	5-5-10	2	2	1	0	15
NORTHWESTERN%	17*	0-4-.000	0-1-.000	2-2-1.000	0-1-1	0	1	1	0	2
ARKANSAS-PINE BLUFF	26*	2-8-.250	0-0-.000	9-10-.900	4-6-10	0	4	0	1	13
at Radford	27*	3-7-.429	0-0-.000	1-2-.500	3-6-9	3	1	1	1	7
LAMAR	29*	8-13-.615	0-2-.000	3-4-.750	4-6-10	0	3	2	1	19
GRAMBLING STATE	19	6-14-.429	0-0-.000	2-3-.667	6-3-9	2	1	2	1	14
St. Joseph's	35*	4-9-.444	0-0-.000	2-3-.667	4-7-11	1	4	4	2	10
WEST VIRGINIA	33*	2-7-.286	0-0-.000	7-10-.700	2-7-9	2	1	1	1	11
NC STATE	41*	2-6-.333	0-1-.000	5-6-.833	5-7-12	1	0	3	1	9
VIRGINIA	37*	8-15-.533	3-4-.750	3-4-.750	3-4-7	1	1	1	2	22
at Duke	36*	6-11-.545	0-1-.000	6-6-1.000	3-6-9	2	1	1	0	18
WAKE FOREST	27*	6-10-.600	4-4-1.000	4-5-.800	0-3-3	4	2	0	0	20
at Georgia Tech	33*	7-15-.467	1-4-.250	6-8-.750	1-6-7	0	2	4	0	21
at Notre Dame	32*	7-11-.636	2-2-1.000	6-7-.857	0-2-2	1	1	0	0	22
NORTH CAROLINA	34*	3-8-.375	2-3-.667	9-11-.818	1-3-4	2	4	3	0	17
LOUISVILLE	38*	6-11-.545	0-1-.000	8-8-1.000	1-2-3	1	1	2	1	20
at Pittsburgh	32*	5-13-.384	1-4-.250	1-2-.500	3-6-9	1	3	1	1	12
at Syracuse	35*	6-11-.545	0-1-.000	1-2-.500	3-5-8	2	3	0	2	13
CLEMSON	34	5-13-.384	0-0-.000	9-10-.900	4-8-12	2	0	4	1	19
at Virginia	17	1-7-.143	1-4-.250	4-4-1.000	0-4-4	1	4	0	1	7
at Miami	22*	2-9-.222	0-3-.000	2-2-1.000	2-1-3	0	0	0	0	6
FLORIDA STATE	30*	6-9-.667	0-0-.000	0-2-.000	0-3-3	0	2	1	3	12
at Boston College	26*	4-10-.400	0-0-.000	1-4-.250	1-4-5	1	0	2	0	9
at Wake Forest	36*	4-10-.400	1-4-.250	8-12-.667	2-6-8	2	2	0	2	17
PITTSBURGH	36*	6-11-.545	0-1-.000	8-10-.800	3-7-10	2	2	2	0	20
MIAMI	36*	6-11-.545	2-3-.667	2-2-1.000	1-2-3	0	3	3	1	16
Florida State \$	34*	5-8-.625	1-2-.500	4-4-1.000	4-8-12	5	0	5	0	15
Miami \$	23*	6-8-.750	0-0-.000	0-0-.000	1-2-3	1	3	1	1	12
Princeton!	39*	10-16-.625	0-1-.000	9-14-.643	4-7-11	2	1	3	1	29

CAREER HIGHS

Points

Career 29 vs Princeton (3/16/16)
ACC 22, 2x, last at Notre Dame (1/20/16)

Minutes Played

Career 41 vs NC State (1/2/16)
ACC 41 vs NC State (1/2/16)

Field Goals Made

Career 10, 2x, last vs Princeton (3/16/16)
ACC 8 vs Virginia (1/4/16)

Field Goal Attempts

Career 16 vs Alabama State (11/14/15)
ACC 15, 2x, last at Georgia Tech (1/16/16)

3-PT Field Goals Made

Career 4 vs Wake Forest (1/13/16)
ACC 4 vs Wake Forest (1/13/16)

3-PT Field Goal Attempts

Career 4, 4x, last at Pittsburgh (1/31/16)
ACC 4, 4x, last at Pittsburgh (1/31/16)

Free Throws Made

Career 10 vs North Carolina A&T (11/24/15)
ACC 9, 2x, last vs Clemson (2/6/16)

Free Throw Attempts

Career 14 vs Princeton (3/16/16)
ACC 12 at Wake Forest (2/28/16)

Rebounds

Career 15 vs Alabama State (11/14/15)
ACC 12, 2x, last vs Clemson (2/6/16)

Assists

Career 5 vs Florida State (3/9/16)
ACC 5 vs Florida State (3/9/16)

Blocks

Career 5 vs Florida State (3/9/16)
ACC 5 vs Florida State (3/9/16)

Steals

Career 3 vs Florida State (2/20/16)
ACC 3 vs Florida State (2/20/16)

- Emerald Coast Classic (Blacksburg, Va.); ^ - Emerald Coast Classic (Destin, Fla.); % - Big 10/ACC Challenge;

2015-16: Opened his Virginia Tech career with a double-double, 26 points/15 rebounds and two assists, in the season opener against Alabama State ... Scored 15 points with two assists, two blocks and nine boards against Jacksonville State ... Made is three straight games in double figure, scoring 13 points with 10 rebounds, including a perfect 7-for-7 from the line against VMI ... Recorded his third double-double in four games with 26 points and 12 rebounds, adding four dishes, two blocks and two steals against North Carolina A&T ... Scored 19 points on 8-for-14 from the floor while cleaning up six offensive boards, eight total against Iowa State ... Notched his fourth double-double as a Hokie with 15 points and 10 rebounds as well as two assists ... Went a perfect 2-for-2 from the free throw line and grabbed a defensive rebound against Northwestern ... Picked up his fifth double-double in eight games with 13 points and 10 rebounds, including 9-for-10 from the charity stripe ... Grabbed nine rebounds and scored seven points with a season-high three assists against Radford ... Scored 19 points to go along with 10 boards for his sixth double-double of the season against Lamar ... Narrowly missed another double-double against Grambling State, finishing with 19 points, 9 rebounds and two each of assists, blocks and steals ... Notched another double-double with 10 points and 11 assists, which recording a career-high four blocks against St. Joseph's ... Picked up 10 points, with seven coming at the charity stripe, and nine boards against West Virginia ... Scored nine points and grabbed 12 boards in an outing highlighted by three massive blocks against NC State ... Drained 22 points behind 3-of-4 from downtown with seven rebounds, one assist, one steal and two blocks against Virginia ... Scored a team-high 18 points and grabbed nine rebounds against Duke ... Drained 20 points, including 4-of-4 from three point range, and grabbed three rebounds and distributed three assists against Wake Forest ... Scored 21 points, grabbed seven boards and recorded four blocks against Georgia Tech ... Was a perfect 2-of-2 from three-point range, finishing with 22 points, two rebounds and an assist against Notre Dame ... Recorded three blocks, two assists, four rebounds and scored 17 points against North Carolina ... Scored 20 points and grabbed three rebounds against Louisville ... Narrowly missed another double-double, scoring 12 points and grabbing nine rebounds, adding one assist, one steal and one block against Pitt ... Scored 13 points and grabbed eight rebounds, distributing two assists and recording one steal against Syracuse ... Recorded another double-double with 19 points and 12 rebounds, also blocking a career-high four shots against Clemson ... Scored seven points and grabbed four rebounds against Virginia ... Grabbed three rebounds to go along with six points against Miami ... Scored 12 points, snagged three boards, recorded one block and three steals against Florida State ... Scored nine points to go along with five rebounds against Boston College ... Scored 17 points, grabbed eight rebounds and recorded two assists and steals against Wake Forest ... Recorded his ninth double-double of the season, scoring 20 points and grabbing 10 boards, with two assists and two blocks against Pitt ... Scored 16 points and blocked three shots against Miami ... Recorded another double-double against Florida State with 15 points, 12 rebounds, 5 assists and 5 blocks ... Scored 12 points and grabbed three rebounds against Miami ... Drained a career-high 29 points and snagged 11 rebounds with 2 assists, 3 blocks and 1 steal against Princeton.

2014-15: Sat out per NCAA transfer rules

At South Florida: Played in 63 games through two seasons at South Florida ... Saw action in 32 games as a sophomore, making 16 starts ... Averaged 4.1 points and 2.5 rebounds per game at USF.

High School: Averaged 20.6 points, 8.4 rebounds and 1.5 blocks per game for The Colony High School as a senior.

Personal: Zachary Vincent LeDay ... Born May 30, 1994 in Dallas, Texas ... Son of Christy LeDay ... Has two siblings, Seth and Chris ... Plans to major in psychology.

Year	GP	-GS	Min	-Avg.	FGM	-FGA	-Pct.	3FGM	-FGA	-Pct.	FTM	-FTA	-Pct.	Off.	Def.	Reb	-Avg.	A	TO	Blk	Stl	TP	Avg.
2015-16	34	31	1044	30.7	175	362	.483	20	54	.370	156	203	.768	95	166	261	7.7	48	57	54	27	526	15.5
TOTAL	34	31	1044	30.7	175	362	.483	20	54	.370	156	203	.768	95	166	261	7.7	48	57	54	27	526	15.5

JUSTIN BIBBS

SOPHOMORE • GUARD • 6-5 • 220
DAYTON, OHIO • MONTVERDE ACADEMY (FLA.)

#10



CAREER HIGHS

Points

Career 32 vs Wake Forest (1/13/16)
ACC 32 vs Wake Forest (1/13/16)

Minutes Played

Career 43 at Syracuse (2/2/16)
ACC 43 at Syracuse (2/2/16)

Field Goals Made

Career 12 vs Wake Forest (1/13/16)
ACC 12 vs Wake Forest (1/13/16)

Field Goal Attempts

Career 18, 2x, last vs Wake Forest (1/13/16)
ACC 18, 2x, last vs Wake Forest (1/13/16)

3-PT Field Goals Made

Career 7 vs Grambling State (12/19/15)
ACC 4, 2x, last at FSU (1/6/15)

3-PT Field Goal Attempts

Career 10, 2x, last at Syracuse (2/2/16)
ACC 10 at Syracuse (2/2/16)

Free Throws Made

Career 8 vs VMI (12/22/14)
ACC 5, 2x, last vs Wake Forest (1/13/16)

Free Throw Attempts

Career 10 vs VMI (12/22/14)
ACC 7 at Florida State (1/6/15)

Rebounds

Career 11, 2x, last at Syracuse (2/2/16)
ACC 11, 2x, last at Syracuse (2/2/16)

Assists

Career 4, 4x, last at Syracuse (2/3/15)
ACC 4 at Syracuse (2/3/15)

Blocks

Career 1 vs The Citadel (12/20/14)
ACC N/A

Steals

Career 3 vs Wake Forest (1/13/16)
ACC 3 vs Wake Forest (1/13/16)

Opponent	Min	FG-A-%	3FG-A-%	FT-A-%	O-D-T	A	TO	Blk	Stl	Pts
ALABAMA STATE#	32*	4-11-.364	1-3-.333	0-0-.000	0-2-2	1	1	0	1	9
JACKSONVILLE STATE#	33*	4-6-.667	3-4-.750	0-3-.000	0-7-7	1	1	0	0	11
VMI	31*	4-6-.667	2-3-.667	1-2-.500	0-1-1	3	0	0	0	11
NORTH CAROLINA A&T	25*	4-10-.400	2-2-1.000	2-3-.667	1-2-3	0	1	0	0	12
Iowa State^	22*	4-7-.571	2-5-.400	1-2-.500	0-0-0	0	2	0	1	11
UAB^	31*	3-5-.600	2-3-.667	0-0-.000	0-0-0	0	1	0	0	8
NORTHWESTERN%	41*	7-11-.636	3-5-.600	0-0-.000	1-1-2	1	1	0	0	17
ARKANSAS-PINE BLUFF	23*	4-4-1.000	4-4-1.000	1-2-.500	1-3-4	1	1	0	0	13
at Radford	34*	4-9-.444	1-2-.500	2-5-.400	0-2-2	1	0	0	0	11
LAMAR	25*	6-12-.500	5-9-.555	0-0-.000	0-4-4	1	0	0	0	17
GRAMBLING STATE	29*	10-14-.714	7-10-.700	4-4-1.000	1-1-2	0	0	0	1	31
St. Joseph's	35*	4-9-.444	0-2-.000	0-0-.000	0-0-1	0	0	0	0	8
WEST VIRGINIA	30*	1-4-.250	1-3-.333	2-2-1.000	0-3-3	2	4	0	0	5
NC STATE	30*	0-5-.000	0-3-.000	2-2-1.000	0-2-2	0	0	0	0	2
VIRGINIA	33*	6-10-.600	4-5-.800	0-0-.000	0-0-0	2	1	0	0	16
at Duke	31*	1-4-.250	0-2-.000	1-2-.500	0-4-4	1	0	0	0	3
WAKE FOREST	38*	12-18-.667	3-7-.429	5-5-1.000	1-1-2	2	1	0	3	32
at Georgia Tech	33*	2-8-.250	2-5-.400	2-2-1.000	0-5-5	1	0	0	0	8
at Notre Dame	39*	5-10-.500	2-6-.333	0-0-.000	0-3-3	1	0	0	0	12
NORTH CAROLINA	20*	2-5-.400	1-4-.250	1-1-1.000	0-3-3	0	1	0	0	6
LOUISVILLE	24*	4-7-.571	2-4-.500	0-0-.000	0-2-2	1	2	0	0	10
at Pittsburgh	34*	4-9-.444	2-6-.333	2-2-1.000	2-4-6	1	1	0	0	12
at Syracuse	43*	6-16-.375	3-10-.300	1-2-.500	1-10-11	3	3	0	1	16
CLEMSON	36*	5-13-.385	2-6-.333	0-0-.000	0-3-3	0	1	0	0	12
at Virginia	27*	2-6-.333	0-2-.000	0-0-.000	0-2-2	0	1	0	0	4
at Miami	36*	2-9-.222	2-6-.333	2-2-1.000	0-2-2	1	2	0	0	8
FLORIDA STATE	37*	3-10-.300	2-5-.400	4-4-1.000	2-4-6	3	1	0	1	12
at Boston College	31*	5-9-.555	1-3-.333	1-2-.500	2-8-10	1	3	0	1	12
at Wake Forest	36*	7-13-.538	3-6-.500	5-6-.833	0-5-5	1	1	0	2	22
PITTSBURGH	38*	3-7-.429	2-6-.333	1-2-.500	0-4-4	1	1	0	0	9
MIAMI	38*	7-10-.700	5-6-.833	0-0-.000	0-1-1	0	2	0	1	19
Florida State \$	34*	5-8-.833	4-9-.444	2-2-1.000	0-4-4	3	3	0	1	16
Princeton!	38*	2-8-.250	1-6-.167	0-0-.000	0-7-7	1	2	0	0	7

- Emerald Coast Classic (Blacksburg, Va.); ^ - Emerald Coast Classic (Destin, Fla.); % - Big 10/ACC Challenge;

2015-16: Played in six games, making six starts thus far ... Scored 9 points in the season debut, adding two rebounds against Alabama State ... Had 11 points shooting 4-for-6 from the floor and 3-for-4 from three-point land while grabbing a season-high seven boards against Jacksonville State ... Scored 11 points and dished out a season high three assists against VMI ... Made it three straight games in double-figure scoring with 12 points on 4-for-10 from the floor and a perfect 2-for-2 from downtown against North Carolina A&T ... Added 11 points in 22 minutes on 4-for-7 from the floor ... Scored eight points, including two three-pointers, in the OT win over UAB ... Played a career-high 41 minutes against Northwestern, scoring a season high 17 points on 7-for-11 from the field ... Was a perfect 4-for-4 from the field for 13 points and four boards against Arkansas-Pine Bluff ... Scored 11 points for three consecutive games in double digits while grabbing two rebounds against Radford ... Scored 17 points and tied a career high with five from three point range against Lamar ... Had a career night against Grambling State, scoring 31 points including seven three-point field goals and a perfect 4-of-4 from the free throw line ... Scored eight points and dished out one assist against St. Joseph's ... Picked up two points from the free throw line, five total, and snagged three rebounds against West Virginia ... Scored two points from the free throw line in the final seconds against North Carolina State ... Shot 4-of-5 from three point range en route to 16 points against Virginia ... Scored three points and cleaned up four defensive rebounds against Duke ... Had a career night against Wake Forest, scoring 32 points shooting 67 percent from the floor with two rebounds, two assists and three steals ... Scored eight points and snagged three rebounds against Georgia Tech ... Had his 12th double-digit game against Notre Dame, scoring 12 points and snagged three rebounds ... Scored six points and grabbed three boards against North Carolina ... Scored 10 points and dished out one dime against Louisville ... Went 4-of-9 from the floor for 12 points and added six rebounds against Pitt ... Recorded his first double-double of the season, scoring 16 points and grabbing 11 boards against Syracuse ... Scored 12 points and grabbed three rebounds against Clemson ... Grabbed two rebounds and scored four points against Virginia ... Earned his second double-double of the season, scoring 12 points and grabbing 10 rebounds, distributing one assist and snagging one steal against Boston College ... Scored 22 points and grabbed five rebounds against Wake Forest ... Drained nine points and snagged four rebounds against Pitt ... Scored 19 points and recorded one steal against Miami ... Drained 16 points and dished out three dimes against Florida State ... Scored seven points against Princeton.

2014-15: Played in 29 games, making 20 starts ... Scored 15 points in his collegiate debut against Maryland-Eastern Shore ... Had 10 points and two rebounds against Liberty ... Made it three straight games scoring in double figures with 10 points against Appalachian State ... Had eight points against Northern Iowa ... Went 5-for-6 from three en route to a 22-point outing against Miami (OH) ... Grabbed five rebounds and added eight points against Morgan State ... Had 16 points, five rebounds and two steals at Penn State ... Had 10 points and four rebounds against Radford ... Scored 11 points and added four assists against Alabama A&M ... Blocked the final shot of the game to seal the win and scored nine points against The Citadel ... Put up 20 points and grabbed four rebounds against VMI ... Had 13 points, six rebounds and four assists against Presbyterian ... Was named ACC Rookie of the Week (12/29) ... Notched the first double-double of his career with 22 points and 11 rebounds against Syracuse ... Continued to roll in ACC play, scoring 25 points at Florida State ... Came off the bench for the first time, scoring 15 points and grabbing four rebounds at No. 6 Louisville ... Missed the game at No. 15 North Carolina and against No. 8 Notre Dame, No. 2 Virginia and Pitt due to a concussion ... Returned to action at Wake Forest, scoring 10 points ... Led the Hokies with 19 points, adding six rebounds and four assists at Syracuse ... Returned to the starting lineup and scored eight points against Georgia Tech ... Scored 11 points at Miami ... Led the way with 19 points and added five rebounds at NC State ... Scored 10 points and added four rebounds off the bench against No. 4 Duke ... Scored 11 points against Miami ... Scored nine points in the Hokies' ACC Tournament win over Wake Forest.

High School: Won two letters at Chaminade Julienne before spending the final two years of his high school career at national powerhouse Montverde Academy ... Claimed back-to-back national championships at Montverde, helping his team to a 28-0 record as a senior ... Ranked as a top 40 shooting guard nationally by 247sports.com, Rivals.com and ESPN.

Personal: Justin Michael Bibbs ... Born Jan. 14, 1996 in Dayton, Ohio ... Son of Vincent and Gayle Bibbs ... Has a brother, Jonathan ... Uncle is NFL Hall of Famer Michael Haynes ... Plans to study art and graphic design.

Year	GP	-GS	Min	-Avg.	FGM	-FGA	-Pct.	3FG	-FGA	-Pct.	FTM	-FTA	-Pct.	Off.	Def.	Reb	-Avg.	A	TO	Blk	Stl	TP	Avg.
2014-15	29	20	863	29.8	119	279	.427	45	109	.413	49	75	.653	10	77	87	3.0	52	56	1	11	332	11.4
2015-16	34	33	1105	32.5	144	304	.474	75	163	.460	42	57	.737	12	103	115	3.4	35	39	0	13	405	11.9
TOTAL	63	53	1968	31.2	263	583	.451	120	272	.441	91	132	.689	22	180	202	3.2	87	95	1	24	737	11.7

AHMED HILL

SOPHOMORE • GUARD • 6-5 • 195
AUGUSTA, GA. • AQUINAS

#13



Opponent	Min	FG-A-%	3FG-A-%	FT-A-%	O-D-T	A	TO	Blk	Stl	Pts
ALABAMA STATE#			--- DNP ---							
JACKSONVILLE STATE#			--- DNP ---							
VMI			--- DNP ---							
NORTH CAROLINA A&T			--- DNP ---							
Iowa State^			--- DNP ---							
UAB^			--- DNP ---							
NORTHWESTERN%			--- DNP ---							
ARKANSAS-PINE BLUFF			--- DNP ---							
at Radford			--- DNP ---							
LAMAR			--- DNP ---							
GRAMBLING STATE			--- DNP ---							
St. Joseph's			--- DNP ---							
WEST VIRGINIA			--- DNP ---							
NC STATE			--- DNP ---							
VIRGINIA			--- DNP ---							
at Duke			--- DNP ---							
WAKE FOREST			--- DNP ---							
at Georgia Tech			--- DNP ---							
at Notre Dame			--- DNP ---							
NORTH CAROLINA			--- DNP ---							
LOUISVILLE			--- DNP ---							
at Pittsburgh			--- DNP ---							
at Syracuse			--- DNP ---							
CLEMSON			--- DNP ---							
at Virginia			--- DNP ---							
at Miami			--- DNP ---							
FLORIDA STATE			--- DNP ---							
at Boston College			--- DNP ---							
at Wake Forest			--- DNP ---							
PITTSBURGH			--- DNP ---							
MIAMI			--- DNP ---							
Florida State \$			--- DNP ---							
Miami \$			--- DNP ---							
Princeton			--- DNP ---							

- Emerald Coast Classic (Blacksburg, Va.); ^ - Emerald Coast Classic (Destin, Fla.); % - Big 10/ACC Challenge;

2014-15: Played in all 33 games, making 30 starts ... Scored 11 points and grabbed five rebounds in the opener against Maryland-Eastern Shore ... Scored nine points and added three rebounds against Appalachian State ... Had nine points in his first career start against Northern Iowa ... Had five points and four rebounds against Miami (OH) ... Scored 12 points and grabbed five rebounds against Morgan State ... Had nine boards and six points at Penn State ... Had four assists and four points against Radford ... Scored eight points and added three assists against Alabama A&M ... Had nine points and seven rebounds against The Citadel ... Had 10 points and six rebounds against VMI ... Scored 18 points and added six boards against Presbyterian ... Had eight points and three rebounds against Syracuse ... Scored 14 points and brought down seven rebounds at No. 6 Louisville ... Had seven points and three steals at No. 15 North Carolina ... Had 13 points, four assists and five rebounds against No. 8 Notre Dame ... Scored seven points against No. 2 Virginia ... Had 10 points and eight rebounds in the win over Pitt ... Scored 11 points, adding five rebounds and three assists at Wake Forest ... Helped lead Tech with 19 points, including four threes, against Florida State ... Scored seven points at Clemson and at NC State ... Had 11 points and three assists against No. 4 Duke ... Scored 10 points and grabbed four rebounds at No. 2 Virginia ... Had seven points, three assists and three rebounds against Boston College ... Was perfect from the free throw line en route to a 17-point performance against Miami ... Put up 12 points for the Hokies in their ACC Tournament win over Wake Forest ... Scored 10 points and added six rebounds against Miami in the ACC Tournament.

High School: Played three years at Aquinas High School after transferring following his freshman year ... Is the third-leading scorer in the state of Georgia, scoring 3,024 points through his high school career ... Helped his team to a 22-7 record and state semifinal appearance as a senior ... Was a three-time All-Area and two-time All-State honoree ... Helped his team claim conference and regional championships as a junior, averaging 30.0 ppg and 12.0 rpg ... Was a four-star recruit according to ESPN, 24-7 Sports and Rivals.com ... Played AAU for Southern Stampedede.

Personal: Ahmed Hill ... Born March 21, 1995 in Fort Valley, Georgia ... Son of Donna Hill ... Has two siblings, Braxton and Ducey ... Majoring in communications.

CAREER HIGHS

Points

Career 19 vs Florida State (2/7/15)
ACC 19 vs Florida State (2/7/15)

Minutes Played

Career 43 vs Pitt (1/27/15)
ACC 43 vs Pitt (1/27/15)

Field Goals Made

Career 6 vs FSU (2/7/15), vs Miami (3/7/15)
ACC 6 vs FSU (2/7/15), vs Miami (3/7/15)

Field Goal Attempts

Career 14 vs Notre Dame (1/22/15)
ACC 14 vs Notre Dame (1/22/15)

3-PT Field Goals Made

Career 4 vs Florida State (2/7/15)
ACC 4 vs Florida State (2/7/15)

3-PT Field Goal Attempts

Career 7 vs Florida State (2/7/15)
ACC 7 vs Florida State (2/7/15)

Free Throws Made

Career 8 vs PC (12/27/14)
ACC 5 vs Pitt (1/27/15), vs Miami (3/7/15)

Free Throw Attempts

Career 11 vs PC (12/27/14)
ACC 7 vs Pitt (1/27/15)

Rebounds

Career 9 at Penn State (12/3/14)
ACC 8 vs Pitt (1/27/15)

Assists

Career 4 vs RU (12/7/14), vs ND (1/22/15)
ACC 4 vs Notre Dame (1/22/15)

Blocks

Career 1, 3x, last at Miami (2/18/15)
ACC 1 at UL (1/13/15), at Miami (2/18/15)

Steals

Career 3 at North Carolina (1/18/15)
ACC 3 at North Carolina (1/18/15)

Year	GP	-GS	Min	-Avg.	FGM	-FGA	-Pct.	3FGM	-FGA	-Pct.	FTM	-FTA	-Pct.	Off.	Def.	Reb	-Avg.	A	TO	Blk	Stl	TP	Avg.
2014-15	33	30	978	29.6	99	248	.399	32	83	.386	58	84	.690	35	87	122	3.7	51	51	4	15	288	8.7
TOTAL	33	30	978	29.6	99	248	.399	32	83	.386	58	84	.690	35	87	122	3.7	51	51	4	15	288	8.7

JALEN HUDSON

SOPHOMORE • GUARD • 6-5 • 195
RICHMOND, VA. • ST. VINCENT-ST.MARY (OHIO)

#23



CAREER HIGHS

Points

Career 32 vs Wake Forest (3/10/15)
ACC 32 vs Wake Forest (3/10/15)

Minutes Played

Career 34 vs Princeton (3/16/16)
ACC 32 at Notre Dame (1/20/16)

Field Goals Made

Career 10, 3x, last vs Princeton (3/16/16)
ACC 10, 2x, last vs NC State (1/2/16)

Field Goal Attempts

Career 21 vs NC State (1/2/16)
ACC 21 vs NC State (1/2/16)

3-PT Field Goals Made

Career 3, 2x, last at Pittsburgh (1/31/16)
ACC 3, 2x, last at Pittsburgh (1/31/16)

3-PT Field Goal Attempts

Career 5, 5x, last vs Florida State (2/20/16)
ACC 5, 4x, last vs Florida State (2/20/16)

Free Throws Made

Career 12 vs Louisville (1/27/16)
ACC 12 vs Louisville (1/27/16)

Free Throw Attempts

Career 14 vs Louisville (1/27/16)
ACC 14 vs Louisville (1/27/16)

Rebounds

Career 8 vs Princeton (3/16/16)
ACC 7, 3x, last vs Louisville (1/27/16)

Assists

Career 4 at UNC (1/18/15), vs Miami (3/7/15)
ACC 4 at UNC (1/18/15), vs Miami (3/7/15)

Blocks

Career 2, 3x, last vs VMI (12/22/14)
ACC 1, 5x, last vs Clemson (2/6/16)

Steals

Career 5 vs Arkansas-Pine Bluff (12/5/15)
ACC 2, 2x, last at Boston College (2/23/16)

Opponent	Min	FG-A-%	3FG-A-%	FT-A-%	O-D-T	A	TO	Blk	Stl	Pts
ALABAMA STATE#	15*	1-2-.500	0-0-.000	1-1-1.000	1-0-1	0	2	0	0	3
JACKSONVILLE STATE#	12	0-3-.000	0-1-.000	0-0-.000	0-0-0	1	1	0	0	0
VMI	5	0-0-.000	0-0-.000	0-0-.000	0-0-0	0	0	0	0	0
NORTH CAROLINA A&T	16	0-2-.000	0-2-.000	2-3-.667	0-0-0	1	1	0	0	2
Iowa State^	18	2-5-.400	0-1-.000	3-4-.750	0-3-3	1	0	0	1	7
UAB^	17	1-2-.500	1-1-1.000	0-0-.000	1-1-2	1	2	0	2	7
NORTHWESTERN%	25	3-6-.500	0-1-.000	2-4-.500	2-4-6	0	1	0	0	8
ARKANSAS-PINE BLUFF	25*	3-4-.750	2-2-1.000	7-11-.636	1-3-4	2	4	0	5	15
at Radford	23*	5-9-.555	0-0-.000	2-5-.400	0-2-2	2	1	1	3	12
LAMAR	24*	5-10-.500	2-5-.400	2-5-.400	1-0-1	0	2	0	0	14
GRAMBLING STATE	9	1-5-.200	1-2-.500	1-2-.500	0-0-0	0	3	0	0	4
St. Joseph's	22	3-9-.333	0-4-.000	1-1-1.000	1-2-3	0	1	1	1	7
WEST VIRGINIA	21*	2-5-.400	1-2-.500	4-6-.667	1-0-1	0	0	1	0	9
NC STATE	28*	10-21-.476	1-5-.200	2-3-.667	2-1-3	0	1	1	0	23
VIRGINIA	15*	0-2-.000	0-1-.000	2-2-1.000	0-0-0	0	1	0	1	2
at Duke	23*	2-9-.222	0-4-.000	4-7-.571	0-0-1	3	0	0	0	8
WAKE FOREST	16*	0-3-.000	0-1-.000	2-2-1.000	0-1-1	1	1	0	0	2
at Georgia Tech	21*	3-6-.500	1-1-1.000	0-2-.000	0-1-1	2	0	0	0	7
at Notre Dame	32*	4-11-.364	1-2-.500	0-0-.000	1-6-7	1	1	0	1	9
NORTH CAROLINA	32*	6-16-.375	2-5-.400	0-0-.000	0-4-4	0	3	0	0	14
LOUISVILLE	37*	7-14-.500	1-2-.500	12-14-.857	2-5-7	1	2	0	0	27
at Pittsburgh	15*	4-6-.667	3-4-.750	2-2-1.000	0-0-0	0	2	0	1	13
at Syracuse	18*	0-7-.000	0-4-.000	2-2-1.000	0-0-0	0	1	0	0	2
CLEMSON	24	5-12-.417	1-4-.250	2-2-1.000	0-2-2	0	1	1	0	13
at Virginia	21	2-8-.250	1-3-.333	0-2-.000	1-2-3	0	1	0	1	5
at Miami	18	2-5-.400	2-2-1.000	0-0-.000	1-0-1	0	2	0	0	6
FLORIDA STATE	26*	4-11-.364	2-5-.400	3-4-.750	2-1-3	2	3	0	0	13
at Boston College	16*	2-4-.500	2-3-.667	1-1-1.000	0-2-2	2	2	0	2	7
at Wake Forest	15*	1-2-.500	1-2-.500	0-0-.000	0-0-0	0	0	0	1	3
PITTSBURGH	6*	0-3-.000	0-2-.000	0-0-.000	0-0-0	0	0	0	0	0
MIAMI	13*	2-2-1.000	0-0-.000	0-0-.000	0-0-0	0	0	0	0	4
Florida State \$	15*	2-4-.500	1-1-1.000	2-4-.500	0-3-3	1	1	0	0	7
Miami \$	24*	5-12-.417	0-1-.000	2-2-1.000	0-7-7	0	2	0	1	12
Princeton!	34*	10-18-.556	2-5-.400	6-9-.667	3-5-8	2	2	0	0	28

- Emerald Coast Classic (Blacksburg, Va.); ^ - Emerald Coast Classic (Destin, Fla.); % - Big 10/ACC Challenge;

2015-16: Scored three points in 15 minutes in the season opener against Alabama State ... picked up two points from the charity stripe with one assist against North Carolina A&T ... Scored seven points with three rebounds against Iowa State ... Added seven points with an assist and two steals against UAB ... Scored a season-high eight points and grabbed a best six boards against Northwestern ... Notched 15 points, including seven from the charity stripe, and 3-for-4 from the field, to go along with a career-high 5 steals, four boards and two dimes against Arkansas-Pine Bluff ... Drained 12 points to go along with three steals and two boards against Radford ... Scored in double digits for the third consecutive game with 14 points on 5-of-10 from the field against Lamar ... Scored four points against Grambling State ... Drained seven points from the floor and snagged three rebounds against Lamar ... Picked up four points from the line en route to nine points and a block against West Virginia ... Had a career night against NC State, scoring 23 points on 10-for-21 with three rebounds in the overtime win ... Recorded one steal and scored two points from the free throw line against Virginia ... Scored eight points with one assist against Duke ... Drained two points from the free throw line and distributed one assist against Wake Forest ... Scored seven points, including a three point field goal, with two assists against Georgia Tech ... Equalled a career-high with seven rebounds and scored nine points against Notre Dame ... Scored 14 points on 6-of-16 from the floor and snagged four boards against North Carolina ... Scored a season-high 27 points and equalled a career-high seven boards against Louisville ... Nabbed one steal and scored 13 points against Pitt ... Scored two points from the free-throw line against Syracuse ... Recorded one block, two rebounds and scored 13 points against Clemson ... Scored five points and grabbed three rebounds against Virginia ... Scored six points on 2-of-2 from downtown and grabbed one board against Miami ... Grabbed three rebounds, scored 13 points and distributed two assists against Florida State ... Scored seven points, dished out two dimes and snagged two steals against Boston College ... Scored three points and snagged one steal against Wake Forest ... Saw six minutes of action against Pitt ... Scored four points on 2-2 from the floor against Miami ... Scored seven points and grabbed three boards against Florida State ... Snagged seven rebounds and scored 12 points against Miami ... Scored a season-high 28 points and snagged eight rebounds against Princeton.

2014-15: Played in 32 games, making three starts ... Had four points and three rebounds in the opener against Maryland-Eastern Shore ... Scored seven points and blocked two shots against Liberty ... Had five points, four rebounds and three assists in 14 minutes against Appalachian State Had three points and three assists against Northern Iowa ... Scored three points and added three rebounds against Miami (OH) ... Scored six points at Penn State ... Had three steals and nine points against Radford ... Scored eight points and grabbed four rebounds against The Citadel ... Scored 12 points and blocked two shots in the win over VMI ... Put up 15 points against Presbyterian ... Did not play against Syracuse due to back pains ... Returned at Florida State and scored four points in limited action ... Had five points, two rebounds and two assists at No. 6 Louisville ... Had eight points and four assists at No. 15 North Carolina ... Scored 12 points in his first career start against No. 8 Notre Dame ... Scored four points and grabbed two rebounds in limited action at Wake Forest ... Impressed at Syracuse with 18 points, seven rebounds and three assists ... Added seven points and three rebounds for the Hokies against Florida State ... Scored six points in the win over Georgia Tech ... Scored six points at Clemson ... Scored nine straight first-half points en-route to a 23-point performance, adding six rebounds against No. 4 Duke ... Had four assists and nine points against Miami ... Went off for 32 points, going 10-for-10 from the free throw line, to help the Hokies pick up a first-round ACC Tournament win over Wake Forest.

High School: Won two letters at St. Vincent-St. Mary after transferring from Benedictine High School in Richmond prior to his junior year ... Averaged 18.0 ppg and 5.5 rpg in his senior season ... Named to the Division II All-Ohio and Northeast Inland District first teams as a senior ... Helped lead his team to the D-II state finals as a junior, and semifinals as a senior ... Played AAU with Team Loaded (NC).

Personal: Born May 21, 1996 in Akron, Ohio ... Son of Jerry and Teresa Hudson ... Has two sisters, Chanel and Briana ... Sister Briana ran track at North Carolina ... Plans to study business.

Year	GP	-GS	Min	-Avg.	FGM	-FGA	-Pct.	3FG	-FGA	-Pct.	FTM	-FTA	-Pct.	Off.	Def.	Reb	-Avg.	A	TO	Blk	Stl	TP	Avg.
2014-15	32	3	535	16.7	80	167	.479	15	53	.283	47	73	.644	23	40	63	2.0	37	51	10	17	222	6.9
2015-16	34	23	681	20.0	97	238	.408	28	78	.359	67	100	.670	20	55	75	2.2	21	47	5	20	289	8.5
TOTAL	66	26	1216	18.4	177	405	.437	43	131	.328	114	173	.659	43	95	138	2.1	58	98	15	37	511	7.7

SATCHEL PIERCE

SOPHOMORE • FORWARD • 7-0 • 255
BARBERTON, OHIO • KISKI SCHOOL (PA.)

#21



CAREER HIGHS

Points

Career 13 vs Miami (3/7/15)
ACC 13 vs Miami (3/7/15)

Minutes Played

Career 31 vs Duke (2/25/15)
ACC 31 vs Duke (2/25/15)

Field Goals Made

Career 5 at WVU (12/30/14), vs Miami (3/7/15)
ACC 5 vs Miami (3/7/15)

Field Goal Attempts

Career 8 vs Miami (3/7/15)
ACC 8 vs Miami (3/7/15)

3-PT Field Goals Made

Career N/A
ACC N/A

3-PT Field Goal Attempts

Career N/A
ACC N/A

Free Throws Made

Career 4 vs Miami (OH) (11/26/14)
ACC 3 vs Miami (3/7/15)

Free Throw Attempts

Career 4, 4x, last vs Miami (3/7/15)
ACC 4 vs Miami (3/7/15)

Rebounds

Career 7, 2x, last vs Northwestern (12/1/15)
ACC 7 vs Miami (3/7/15)

Assists

Career 3 at Louisville (1/13/15)
ACC 3 at Louisville (1/13/15)

Blocks

Career 2, 7x, last vs Alabama State (11/14/15)
ACC 2, 5x, last vs Miami (3/7/15)

Steals

Career 1, 7x, last vs Wake Forest (1/13/16)
ACC 1, 3x, last vs Wake Forest (1/13/16)

Opponent	Min	FG-A-%	3FG-A-%	FT-A-%	O-D-T	A	TO	Blk	Stl	Pts
ALABAMA STATE#	5	2-3-.667	0-0-.000	1-1-1.000	1-2-3	0	1	2	0	5
JACKSONVILLE STATE#			--- DNP ---							
VMI	2	0-0-.000	0-0-.000	0-0-.000	0-0-0	0	2	0	0	0
NORTH CAROLINA A&T	5	0-0-.000	0-0-.000	0-0-.000	0-1-1	1	0	0	0	0
Iowa State^	3	0-1-.000	0-0-.000	0-0-.000	0-0-0	0	0	0	0	0
UAB^			--- DNP ---							
NORTHWESTERN%	19	2-2-1.000	0-0-.000	2-2-1.000	2-5-7	0	0	0	0	6
ARKANSAS-PINE BLUFF	11	1-1-1.000	0-0-.000	0-0-.000	1-1-2	0	0	1	0	2
at Radford			--- DNP ---							
LAMAR	2	1-1-1.000	0-0-.000	0-1-.000	1-0-1	0	1	0	0	2
GRAMBLING STATE			--- DNP ---							
St. Joseph's			--- DNP ---							
WEST VIRGINIA	13	2-3-.667	0-0-.000	0-0-.000	0-0-0	0	2	0	0	4
NC STATE	2	0-0-.000	0-0-.000	0-0-.000	0-0-0	0	0	0	0	0
VIRGINIA			--- DNP ---							
at Duke	3	0-0-.000	0-0-.000	0-0-.000	0-1-1	0	0	0	1	0
WAKE FOREST	15	2-4-.500	0-0-.000	2-2-1.000	4-0-4	1	0	0	1	6
at Georgia Tech	6	2-3-.667	0-0-.000	0-0-.000	0-3-3	0	1	0	0	6
at Notre Dame	1	0-0-.000	0-0-.000	0-0-.000	0-1-1	0	0	0	0	0
NORTH CAROLINA	12	0-0-.000	0-0-.000	2-2-1.000	0-1-1	0	0	0	0	2
LOUISVILLE			--- DNP ---							
at Pittsburgh	3	0-0-.000	0-0-.000	0-0-.000	0-0-0	0	2	0	0	0
at Syracuse	9	0-1-.000	0-0-.000	0-0-.000	0-0-0	2	0	0	1	0
CLEMSON	4	0-0-.000	0-0-.000	0-0-.000	0-1-1	1	0	0	0	0
at Virginia			--- DNP ---							
at Miami			--- DNP ---							
FLORIDA STATE	2	0-0-.000	0-0-.000	1-2-.500	0-0-0	0	0	0	0	1
at Boston College	2	0-0-.000	0-0-.000	0-0-.000	0-0-0	0	0	0	0	0
at Wake Forest			--- DNP ---							
PITTSBURGH			--- DNP ---							
MIAMI			--- DNP ---							
Florida State \$			--- DNP ---							
Miami \$			--- DNP ---							
Princeton!			--- DNP ---							

- Emerald Coast Classic (Blacksburg, Va.); ^ - Emerald Coast Classic (Destin, Fla.); % - Big 10/ACC Challenge;

2015-16: Scored five points in as many minutes while grabbing three boards against Alabama State in the season opener ... Dished out one assist against North Carolina A&T ... Grabbed a career-high seven boards, including five off the defensive glass, to go along with six points on a perfect record from the field against Northwestern ... Scored two points with two boards in 11 minutes against Arkansas-Pine Bluff ... Scored two points in as many minutes against Lamar ... Contributed four points against West Virginia ... Saw two minutes of action against NC State ... Grabbed one rebound and recorded one steal against Duke ... Scored six straight points for the Hokies and grabbed four boards, with one steal, against Wake Forest ... Shot 67% from the floor for six points and snagged three rebounds against Georgia Tech ... Grabbed one rebound in one minute of action against Notre Dame ... Scored two points and grabbed a defensive rebound in 12 minutes against North Carolina ... Saw three minutes of action against Pitt ... Recorded one steal and distributed a season-high two assists in nine minutes against Syracuse ... Dished out one dime and grabbed one board against Clemson ... Scored one point from the free throw line in two minutes of action against Florida State ... Saw two minutes of game-action against Boston College.

2014-15: Played in 31 games, making seven starts ... Had four points and two blocks against Maryland-Eastern Shore ... Scored five points and grabbed three rebounds against Appalachian State ... Had four points against Northern Iowa ... Scored six points and added four rebounds against Miami (OH) ... Had four points against Alabama A&M ... Grabbed three rebounds and blocked a shot against The Citadel ... Scored six points and grabbed four rebounds against Presbyterian ... Put up 10 points and grabbed five rebounds at No. 17 West Virginia ... Had four points and four rebounds against Syracuse ... Scored five points and added three rebounds at Florida State ... Made his first career start at No. 6 Louisville, scoring six points and grabbing four rebounds ... Brought down six rebounds and scored four points against No. 8 Notre Dame ... Scored eight point and gave the Hokies great play on defense against No. 4 Duke ... Had five points and two rebounds against Boston College. ... Had a career day against Miami, scoring 13 points and grabbing seven rebounds.

High School: Won a letter in each of his two years at The Kiski School, where he helped lead Kiski to two state championship runner-up finishes ... Ranked as a three-star center ... Invited to NBAPA Top 100 Camp ... Played one year of AUU ball for Team Adidas PA ... Was selected to play basketball with World Vision Sports in China for 3 weeks in March 2014 ... Was a McDonald's All-American nominee.

Personal: Satchel Paige Pierce ... Born Nov. 16, 1994 in Barberton, Ohio ... Son of Eddie and Tina Pierce ... Has an older brother, Eddie ... Plans to study business.

Year	GP	-GS	Min	-Avg.	FGM	-FGA	-Pct.	3FG	-FGA	-Pct.	FTM	-FTA	-Pct.	Off.	Def.	Reb	-Avg.	A	TO	Blk	Stl	TP	Avg.
2014-15	31	7	428	13.8	39	81	.481	0	0	.000	21	33	.636	35	39	74	2.4	14	39	23	6	99	3.2
2015-16	19	0	119	6.3	12	19	.632	0	0	.000	8	10	.800	8	16	24	1.3	5	9	3	3	32	1.7
TOTAL	50	7	547	10.9	51	100	.510	0	0	.000	29	43	.674	43	55	98	2.0	19	48	26	9	131	2.6

JOHNNY HAMILTON

JUNIOR • CENTER • 7-0 • 230

RIO CLARO, TRINIDAD & TOBAGO • ST. AUGUSTINE/
JACKSONVILLE COLLEGE

#22



CAREER HIGHS

Points

Career 8, 2x, last vs VMI (11/21/15)
ACC 2 at Wake Forest (2/28/16)

Minutes Played

Career 16 vs VMI (11/21/15)
ACC 6 vs Florida State (2/20/16)

Field Goals Made

Career 4 vs Jacksonville State (11/18/15)
ACC 1 at Wake Forest (2/28/16)

Field Goal Attempts

Career 4, 3x, last vs North Carolina A&T (11/24/15)
ACC 1, 2x, last at Wake Forest (2/28/16)

3-PT Field Goals Made

Career N/A
ACC N/A

3-PT Field Goal Attempts

Career N/A
ACC N/A

Free Throws Made

Career 2, 2x, last vs North Carolina A&T (11/24/15)
ACC N/A

Free Throw Attempts

Career 5 vs North Carolina A&T (11/24/15)
ACC N/A

Rebounds

Career 11 vs VMI (11/21/15)
ACC 2 at Wake Forest (2/28/16)

Assists

Career 1, 4x, last at Florida State (2/20/16)
ACC 1 at Florida State (2/20/16)

Blocks

Career 3, 3x, last vs Iowa State (11/27/15)
ACC 1 at Wake Forest (2/28/16)

Steals

Career N/A
ACC N/A

Opponent	Min	FG-A-%	3FG-A-%	FT-A-%	O-D-T	A	TO	Blk	Stl	Pts
ALABAMA STATE#	2	0-1-.000	0-0-.000	0-0-.000	1-0-1	0	0	1	0	0
JACKSONVILLE STATE#	12	4-4-1.000	0-0-.000	0-1-.000	3-1-4	1	2	0	0	8
VMI	16	3-4-.750	0-0-.000	2-3-.667	6-5-11	1	1	3	0	8
NORTH CAROLINA A&T	14	2-4-.500	0-0-.000	2-5-.400	2-5-7	0	2	3	0	7
Iowa State^	15	2-2-1.000	0-0-.000	0-0-.000	2-2-4	0	0	3	0	4
UAB^	14	1-3-.333	0-0-.000	1-2-.500	1-1-2	0	0	2	0	3
NORTHWESTERN%	2	0-0-.000	0-0-.000	0-0-.000	0-0-0	0	0	0	0	0
ARKANSAS-PINE BLUFF			--- DNP ---							
at Radford			--- DNP ---							
LAMAR			--- DNP ---							
GRAMBLING STATE			--- DNP ---							
St. Joseph's	9	0-2-.000	0-0-.000	0-0-.000	0-0-0	1	0	2	0	0
WEST VIRGINIA	5	0-1-.000	0-0-.000	0-0-.000	0-0-0	0	0	0	0	0
NC STATE	5	0-0-.000	0-0-.000	0-0-.000	0-1-1	0	0	0	0	0
VIRGINIA			--- DNP ---							
at Duke	1	0-0-.000	0-0-.000	0-0-.000	0-0-0	0	0	0	0	0
WAKE FOREST			--- DNP ---							
at Georgia Tech			--- DNP ---							
at Notre Dame			--- DNP ---							
NORTH CAROLINA			--- DNP ---							
LOUISVILLE	9	0-2-.000	0-0-.000	0-2-.000	2-2-4	0	0	0	0	0
at Pittsburgh	4	0-0-.000	0-0-.000	0-0-.000	0-0-0	0	0	0	0	0
at Syracuse			--- DNP ---							
CLEMSON			--- DNP ---							
at Virginia			--- DNP ---							
at Miami			--- DNP ---							
FLORIDA STATE	6*	0-1-.000	0-0-.000	0-0-.000	1-0-1	1	0	0	0	0
at Boston College	4*	0-0-.000	0-0-.000	0-0-.000	0-0-0	0	0	1	0	0
at Wake Forest	3*	1-1-1.000	0-0-.000	0-0-.000	1-1-2	0	1	1	0	2
PITTSBURGH	3*	0-0-.000	0-0-.000	0-0-.000	0-0-0	0	0	0	0	0
MIAMI			--- DNP ---							
Florida State \$			--- DNP ---							
Miami \$			--- DNP ---							
Princeton!			--- DNP ---							

- Emerald Coast Classic (Blacksburg, Va.); ^ - Emerald Coast Classic (Destin, Fla.); % - Big 10/ACC Challenge;

2015-16: Grabbed one board in his Hokie debut in the season opener against Alabama State ... Scored a season-high eight points on a perfect 4-for-4 from the field with four rebounds and a dish against Jacksonville State ... Matched his season high in the next game, grabbing a career high 11 rebounds ... Scored seven points and snagged seven rebounds against North Carolina A&T ... Scored four points to go along with four boards against Iowa State ... Grabbed two rebounds and scored three points against UAB ... Distributed one assist and recorded two blocks in his return to the court against St. Joseph's ... Snagged one rebound in five minutes of action against NC State ... Saw one minute of action against Duke ... Grabbed four rebounds against Louisville ... Saw four minutes of action against Syracuse ... Recorded one rebound in his first start as a Hokie against Florida State ... Saw four minutes of action against Boston College ... Scored two points and grabbed two rebounds against Wake Forest ... Saw three minutes of action against Pitt.

At Jacksonville College: Played at Jacksonville College, a junior college in Jacksonville, Texas ... Last season, as a sophomore at Jacksonville, he averaged 9.0 points and 8.9 rebounds per game and shot 61.7 percent from the field ... He also had 112 blocked shots for the Jaguars and was among the leaders nationally in blocked shots, averaging 4.3 blocked shots per game ... Had a career-best 18 points and 19 rebounds to go along with five blocked shots in a victory over Angelina College ... Jacksonville, which finished the season 19-12 overall, competes in the Texas Eastern Conference, one of the top junior college conferences in the nation.

Personal: Son of Princess and Tony Hamilton ... Has six siblings, Joshua, Jesse, Jason, Anthony, Liz and Tia ... Majoring in sociology.

Year	GP	-GS	Min	-Avg.	FGM	-FGA	-Pct.	3FGM	-FGA	-Pct.	FTM	-FTA	-Pct.	Off.	Def.	Reb	-Avg.	A	TO	Blk	Stl	TP	Avg.
2015-16	17	4	124	7.3	13	25	.520	0	0	.000	5	13	.385	19	18	37	2.2	4	6	16	0	31	1.8
TOTAL	17	4	124	7.3	13	25	.520	0	0	.000	5	13	.385	19	18	37	2.2	4	6	16	0	31	1.8

TY OUTLAW

JUNIOR • GUARD/FORWARD • 6-6 • 215
ROXBORO, N.C. • PERSON COUNTY/LEE COLLEGE

#42



Opponent	Min	FG-A-%	3FG-A-%	FT-A-%	O-D-T	A	TO	Blk	Stl	Pts
ALABAMA STATE#			--- DNP ---							
JACKSONVILLE STATE#			--- DNP ---							
VMI			--- DNP ---							
NORTH CAROLINA A&T			--- DNP ---							
Iowa State^			--- DNP ---							
UAB^			--- DNP ---							
NORTHWESTERN%			--- DNP ---							
ARKANSAS-PINE BLUFF			--- DNP ---							
at Radford			--- DNP ---							
LAMAR			--- DNP ---							
GRAMBLING STATE			--- DNP ---							
St. Joseph's			--- DNP ---							
WEST VIRGINIA			--- DNP ---							
NC STATE			--- DNP ---							
VIRGINIA			--- DNP ---							
at Duke			--- DNP ---							
WAKE FOREST			--- DNP ---							
at Georgia Tech			--- DNP ---							
at Notre Dame			--- DNP ---							
NORTH CAROLINA			--- DNP ---							
LOUISVILLE			--- DNP ---							
at Pittsburgh			--- DNP ---							
at Syracuse			--- DNP ---							
CLEMSON			--- DNP ---							
at Virginia			--- DNP ---							
at Miami			--- DNP ---							
FLORIDA STATE			--- DNP ---							
at Boston College			--- DNP ---							
at Wake Forest			--- DNP ---							
PITTSBURGH			--- DNP ---							
MIAMI			--- DNP ---							
Florida State \$			--- DNP ---							
Miami \$			--- DNP ---							
Princeton !			--- DNP ---							

- Emerald Coast Classic (Blacksburg, Va.); ^ - Emerald Coast Classic (Destin, Fla.); % - Big 10/ACC Challenge;

Junior College/UNCG: Played at Lee College, a junior college in Baytown, Texas ... Averaged 21.8 points and 5.0 rebounds per game ... Was 12th in NJCAA in scoring ... All-conference selection ... Played his freshman year at UNC Greensboro ... Played in 30 games ... He averaged 5.4 points and 2.1 rebounds per game.

High School: Four-year letterwinner at Person County HS for coach Charles Dacus ... AP All-State as a senior and earned one of five spots on the All-USA North Carolina Boys All-State team ... MVP of the East-West All-Star Game ... AP All-State as a junior ... Two-time PAC-6 4A Player of the Year honoree ... Averaged 24.0 points, 12, 0 rebounds and 4.5 assists per game as a senior.

Personal: Son of Patricia Bumphus ... Has an older sister, Akira and a younger brother, Jamare ... Majoring in sociology.

CAREER HIGHS

Points

Career N/A
ACC N/A

Minutes Played

Career N/A
ACC N/A

Field Goals Made

Career N/A
ACC N/A

Field Goal Attempts

Career N/A
ACC N/A

3-PT Field Goals Made

Career N/A
ACC N/A

3-PT Field Goal Attempts

Career N/A
ACC N/A

Free Throws Made

Career N/A
ACC N/A

Free Throw Attempts

Career N/A
ACC N/A

Rebounds

Career N/A
ACC N/A

Assists

Career N/A
ACC N/A

Blocks

Career N/A
ACC N/A

Steals

Career N/A
ACC N/A

Year GP -GS Min -Avg. FGM -FGA -Pct. 3FG -FGA -Pct. FTM -FTA -Pct. Off. Def. Reb -Avg. A TO Blk Stl TP Avg.

KERRY BLACKSHEAR JR.

FRESHMAN • FORWARD • 6-10 • 240
ORLANDO, FLA. • MAYNARD EVANS

#24



CAREER HIGHS

Points

Career 13 vs Radford (12/9/15)
ACC 12, 2x, last vs North Carolina (1/24/16)

Minutes Played

Career 36 vs Grambling State (12/19/15)
ACC 32 vs Virginia (1/4/16)

Field Goals Made

Career 6 vs Radford (12/9/15)
ACC 6 at Duke (1/9/16)

Field Goal Attempts

Career 12 at Duke (1/9/16)
ACC 12 at Duke (1/9/16)

3-PT Field Goals Made

Career 1, 2s, last vs NC State (1/2/16)
ACC 1 vs NC State (1/2/16)

3-PT Field Goal Attempts

Career 3, 2x, last vs Grambling State (12/19/15)
ACC 2, 2x, last at Duke (1/9/16)

Free Throws Made

Career 6 at Georgia Tech (1/16/16)
ACC 6 at Georgia Tech (1/16/16)

Free Throw Attempts

Career 7, 2x, last vs North Carolina (1/24/16)
ACC 7, 2x, last vs North Carolina (1/24/16)

Rebounds

Career 12 vs Grambling State (12/19/15)
ACC 8, 2x, last at Miami (2/17/16)

Assists

Career 3, 2x, last vs Miami (3/10/16)
ACC 3, 2x, last vs Miami (3/10/16)

Blocks

Career 2 at Syracuse (2/2/16)
ACC 2 at Syracuse (2/2/16)

Steals

Career 2 vs Virginia (1/4/16)
ACC 2 vs Virginia (1/4/16)

Opponent	Min	FG-A-%	3FG-A-%	FT-A-%	O-D-T	A	TO	Blk	Stl	Pts
ALABAMA STATE#	25	3-6-.500	0-1-.000	1-5-.200	3-5-8	0	1	1	1	7
JACKSONVILLE STATE#	20	3-7-.429	0-3-.000	0-0-.000	2-6-8	1	0	0	0	6
VMI	15	0-2-.000	0-1-.000	0-0-.000	2-4-6	1	1	0	0	0
NORTH CAROLINA A&T	18	4-6-.667	0-0-.000	4-5-.800	0-2-2	1	2	1	1	12
Iowa State^	15	2-4-.500	0-1-.000	0-4-.000	1-1-2	0	2	0	0	4
UAB^	7	2-2-1.000	0-0-.000	0-0-.000	1-0-1	0	0	0	1	4
NORTHWESTERN%	18	3-7-.429	0-0-.000	0-0-.000	1-2-3	0	2	1	0	6
ARKANSAS-PINE BLUFF	8	0-1-.000	0-0-.000	0-0-.000	0-0-0	0	0	1	0	0
at Radford	32	6-9-.667	0-0-.000	1-3-.333	3-5-8	0	1	1	1	13
LAMAR	23	5-8-.625	0-0-.000	1-2-.500	4-6-10	1	0	1	1	11
GRAMBLING STATE	36*	5-10-.500	1-3-.333	0-0-.000	4-8-12	0	3	0	1	11
St. Joseph's	14	2-4-.500	0-0-.000	2-2-1.000	1-2-3	0	1	0	0	6
WEST VIRGINIA	3*	1-1-1.000	0-0-.000	0-0-.000	0-1-1	0	1	0	0	2
NC STATE	24	3-8-.375	1-2-.500	2-3-.667	5-3-8	0	1	0	0	9
VIRGINIA	32	4-6-.667	0-0-.000	2-3-.667	1-5-6	1	1	0	2	10
at Duke	24	6-12-.500	0-2-.000	0-0-.000	2-3-5	1	3	0	1	12
WAKE FOREST	31	1-2-.500	0-1-.000	4-6-.667	1-2-3	0	0	0	1	6
at Georgia Tech	25	2-6-.333	0-0-.000	6-7-.857	4-2-6	0	2	0	1	10
at Notre Dame	19	1-1-1.000	0-0-.000	2-2-1.000	2-1-3	1	1	1	1	4
NORTH CAROLINA	27	4-4-1.000	1-1-1.000	3-7-.429	0-4-4	0	0	1	0	12
LOUISVILLE	14	0-0-.000	0-0-.000	0-0-.000	0-0-0	0	0	0	0	0
at Pittsburgh	22	2-6-.333	0-0-.000	0-2-.000	3-0-3	0	2	1	1	4
at Syracuse	21	4-5-.800	0-0-.000	0-1-.000	1-3-4	2	0	2	0	8
CLEMSON	18*	2-4-.500	0-0-.000	2-3-.667	3-3-6	0	1	0	0	6
at Virginia	31*	0-0-.000	0-0-.000	0-0-.000	1-3-4	1	1	0	1	0
at Miami	23*	2-6-.333	0-1-.000	1-2-.500	1-7-8	0	0	0	1	5
FLORIDA STATE	9	0-0-.000	0-0-.000	0-0-.000	0-1-1	0	1	0	0	0
at Boston College	14	3-4-.750	0-0-.000	4-5-.800	2-3-5	0	1	0	1	10
at Wake Forest	12	0-1-.000	0-0-.000	2-4-.500	1-2-3	3	1	1	0	2
PITTSBURGH	19	1-1-1.000	0-0-.000	0-2-.000	1-0-1	1	1	0	0	2
MIAMI	16	1-2-.500	0-0-.000	2-4-.500	1-4-5	1	1	0	1	4
Florida State \$	15	3-4-.750	1-1-1.000	2-3-.667	2-2-4	0	0	0	0	9
Miami \$	20	1-2-.500	0-0-.000	5-6-.833	2-2-4	3	0	0	0	7
Princeton!	14	1-2-.500	0-0-.000	1-2-.500	2-0-2	0	0	1	0	3

- Emerald Coast Classic (Blacksburg, Va.); ^ - Emerald Coast Classic (Destin, Fla.); % - Big 10/ACC Challenge;

2015-16: Scored seven points in his Virginia Tech debut against Alabama State, adding eight rebounds ... Tied his career high with eight boards, scoring 6 points against Jacksonville State ... Grabbed six boards and dished out one assist against VMI ... Scored in double figures for the first time against North Carolina A&T, dropping 12 points on 4-for-6 from the floor with two rebounds ... Scored four points in 15 minutes with two rebounds against Iowa State ... Went a perfect 2-for-2 from the floor en route to four points against UAB ... Grabbed three rebounds to go along with six points and a block against North-western ... Recorded a block against Arkansas-Pine Bluff ... Had a career night against Radford, scoring 13 points on 6-for-9 from the field to go along with eight rebounds and a block and steal ... Drained 11 points on 5-of-8 from the floor and grabbed 10 boards for his first career double-double as a Hokie against Lamar ... Racked up back-to-back double-doubles with 11 points and 12 rebounds against Grambling State ... Scored six points and cleaned up three rebounds against St. Joseph's ... Scored two points as a starter against West Virginia ... Scored nine points and snagged eight rebounds in his ACC debut against NC State ... Racked up 10 points and six rebounds against Virginia ... Drained 12 points on 6-of-12 from the floor with five rebounds, an assist and a steal against Duke ... Scored six points, grabbed three rebounds and notched one steal against Wake Forest ... Snagged six rebounds and scored 10 points, six from the FT line, against Georgia Tech ... Recorded one block, one steal and one assist to complement three rebounds and four points against Notre Dame ... Equaled his ACC career-high with 12 points, four rebounds and a block against North Carolina ... Saw 14 minutes of action against Louisville ... Scored four points and grabbed three rebounds against Pitt ... Recorded a career-high two assists and blocks, grabbed four rebounds and scored eight points against Syracuse ... Scored six points and recorded six blocks against Clemson ... Recorded one assist, one steal and grabbed four rebounds against Virginia ... Grabbed eight rebounds and scored five points against Miami ... Snagged one rebound against Florida State ... Scored 14 points and grabbed five rebounds against Boston College ... Grabbed three rebounds, scored two points and recorded three assists and a block against Wake Forest ... Scored two points and recorded one rebound and assist against Pitt ... Scored four points and snagged five boards against Miami ... Grabbed four boards and scored nine points against Florida State ... Scored seven points and snagged four rebounds with three assists against Miami ... Scored three points against Princeton with two rebounds.

High School: Four-year letter winner at Evans High School in Orlando, Florida for coaches Chucky Atkins and Matt Turner ... Two-time all-state performer ... Class 8A Player of the Year as a senior ... AAU team won national championship ... Winner of several academic awards at Evans.

Personal: Son of Kerry and Lamila Blackshear ... Has two younger siblings, Kenan and Kayla ... Father played basketball at Stetson, where he was the Atlantic Sun Player of the Year as a junior and graduated as the school's all-time leading scorer ... His father played professionally overseas for 10 years ... His mother also played basketball at Stetson, where she was one of the Hatters' top players ... Plans to major in business.

Year	GP	GS	Min	-Avg.	FGM	-FGA	-Pct.	3FGM	-FGA	-Pct.	FTM	-FTA	-Pct.	Off.	Def.	Reb	-Avg.	A	TO	Blk	Stl	TP	Avg.
2015-16	34	5	646	19	77	143	.538	4	17	.235	47	83	.566	57	92	149	4.4	18	31	13	17	205	6.0
TOTAL	34	5	646	19	77	143	.538	4	17	.235	47	83	.566	57	92	149	4.4	18	31	13	17	205	6.0

CHRIS CLARKE

FRESHMAN • GUARD/FORWARD • 6-6 • 205
 VIRGINIA BEACH, VA. • CAPE HENRY COLLEGIATE

#15



Opponent	Min	FG-A-%	3FG-A-%	FT-A-%	O-D-T	A	TO	Blk	Stl	Pts
ALABAMA STATE#	22	3-4-.750	0-0-.000	4-7-.571	1-2-3	2	1	0	1	10
JACKSONVILLE STATE#	28*	4-11-.364	0-1-.000	4-5-.800	4-7-11	2	4	0	0	12
VMI	28*	3-5-.600	0-0-.000	8-12-.667	1-4-5	2	0	0	1	14
NORTH CAROLINA A&T	26*	5-7-.714	0-1-.000	4-5-.800	3-5-8	2	3	0	2	14
Iowa State^	31*	4-12-.333	0-0-.000	1-2-.500	2-4-6	2	2	0	0	9
UAB^	31*	3-7-.429	0-0-.000	4-6-.667	5-11-16	2	4	0	2	10
NORTHWESTERN%	25*	4-14-.286	0-0-.000	3-5-.600	7-6-13	0	2	0	1	11
ARKANSAS-PINE BLUFF	22*	5-14-.357	0-0-.000	4-5-.800	3-3-6	2	0	0	1	14
at Radford	22*	2-4-.500	0-0-.000	0-0-.000	0-3-3	1	1	0	3	4
LAMAR	24*	3-5-.600	0-1-.000	5-8-.625	3-3-6	4	2	0	1	11
GRAMBLING STATE			---	DNP	---					
St. Joseph's	16*	3-5-.600	0-0-.000	1-1-1.000	0-4-4	1	1	1	0	7
WEST VIRGINIA			---	DNP	---					
NC STATE			---	DNP	---					
VIRGINIA			---	DNP	---					
at Duke			---	DNP	---					
WAKE FOREST			---	DNP	---					
at Georgia Tech			---	DNP	---					
at Notre Dame			---	DNP	---					
NORTH CAROLINA			---	DNP	---					
LOUISVILLE			---	DNP	---					
at Pittsburgh			---	DNP	---					
at Syracuse			---	DNP	---					
CLEMSON			---	DNP	---					
at Virginia	13	4-7-.571	0-0-.000	3-4-.750	1-3-4	0	2	0	2	11
at Miami	24	2-7-.286	0-1-.000	3-4-.750	5-2-7	1	2	0	1	7
FLORIDA STATE	6	2-3-.667	0-0-.000	1-1-1.000	1-1-2	0	0	0	0	5
at Boston College	18	2-3-.667	1-1-1.000	0-0-.000	0-3-3	1	2	0	1	5
at Wake Forest	25	2-6-.333	0-1-.000	2-3-.667	2-4-6	1	2	0	3	6
PITTSBURGH	21	1-2-.500	0-0-.000	5-10-.500	1-2-3	0	1	0	0	7
MIAMI	14	0-2-.000	0-1-.000	0-0-.000	0-4-4	1	0	0	0	0
Florida State \$	21	4-7-.571	0-1-.000	1-2-.500	2-3-5	4	1	0	0	9
Miami \$	17	1-3-.333	0-0-.000	2-3-.667	1-2-3	1	2	0	0	4
Princeton!	24	2-2-1.000	0-0-.000	2-2-1.000	1-7-8	2	0	0	0	6

- Emerald Coast Classic (Blacksburg, Va.); ^ - Emerald Coast Classic (Destin, Fla.); % - Big 10/ACC Challenge;

2015-16: Made his Hokie debut by scoring in double figures, 10 points with three rebounds and two assists, against Alabama State ... Picked up his first double-double against Jacksonville State, racking up 12 points with a career-high 11 boards and two assists ... Scored 14 points with five rebounds and two more assists against VMI ... Made is four straight games with double-digit scoring, dropping 14 points on a season-high five buckets from the field, and eight boards against North Carolina A&T ... Scored nine points and picked up six rebounds against Iowa State ... Notched another double-double behind 10 points and 16 boards, including 11 on the defensive glass, against UAB ... 11 points and 13 boards gave Clarke his third consecutive double-double against Northwestern ... Put up a career high 14 points with six rebounds and two assists against Arkansas-Pine Bluff ... Scored four points and grabbed three rebounds with a career high three steals against Radford ... Distributed a career-high four assists and scored 11 points with six rebounds against Lamar ... Cleaned four rebounds off the defensive glass and scored seven points against St. Joseph's ... Returned to action against Virginia, scoring 11 points and grabbing four rebounds in 13 minutes of action ... Scored seven points and grabbed a team-high seven boards against Miami ... Scored five points and snagged two rebounds against Florida State ... Grabbed three rebounds and scored five points against Boston College ... Scored six points and grabbed six rebounds with three steals against Wake Forest ... Scored seven points, including five from the free throw line, and snagged three boards against Pitt ... Snagged four rebounds and recorded one assist against Miami ... Scored nine points and grabbed five rebounds against Florida State ... Scored four points and snagged three boards against Miami ... Scored 6 points on a perfect 2-2 from the floor and FT line and grabbed eight rebounds against Princeton.

High School: Played five years at Cape Henry Collegiate School in Virginia Beach, where he was an honor roll student ... 2015 VISAA Division I Player of the Year ... Led Cape Henry to two state championships ... 2015 All-Tidewater Player of the Year by the Virginian-Pilot ... Averaged 15.8 points, nine rebounds and four steals as a senior ... Rated the No. 1 player in the state by ESPN and 247Sports ... Four-star recruit by most recruiting services and ranked 54th on the ESPN 100 list ... Ranked 68th nationally by Yahoo Sports.

Personal: Son of Curt and Angel Clarke ... Has an older brother, Brandon and two older sisters, Yvonne and Alicia ... Brother played arena football and at Upper Iowa and Bowie State ... Plans to major in communications.

CAREER HIGHS

Points

Career 14, 3x, last vs Arkansas-Pine Bluff (12/5/15)
 ACC 11 at Virginia (2/9/16)

Minutes Played

Career 31, 2x, last vs UAB (11/28/15)
 ACC 24 at Miami (2/17/16)

Field Goals Made

Career 5, 2x, last vs Arkansas-Pine Bluff (12/5/15)
 ACC 4 at Virginia (2/9/16)

Field Goal Attempts

Career 14, 2x, last vs Arkansas-Pine Bluff (12/5/15)
 ACC 7 at Virginia (2/9/16)

3-PT Field Goals Made

Career N/A
 ACC N/A

3-PT Field Goal Attempts

Career 1, 4x, last at Miami (2/9/16)
 ACC 1 at Miami (2/9/16)

Free Throws Made

Career 8 vs VMI (11/21/15)
 ACC 3, 2x, last at Miami (2/9/16)

Free Throw Attempts

Career 12 vs VMI (11/21/15)
 ACC 4, 2x, last at Miami (2/9/16)

Rebounds

Career 16 vs UAB (11/28/15)
 ACC 7 at Miami (2/9/16)

Assists

Career 4 vs Lamar (12/13/15)
 ACC 1 at Miami (2/9/16)

Blocks

Career 1 at St. Joseph's (12/22/15)
 ACC N/A

Steals


Career 3, 2x, last at Wake Forest (2/28/16)
 ACC 3 at Wake Forest (2/28/16)

Year	GP	-GS	Min	-Avg.	FGM	-FGA	-Pct.	3FG	-FGA	-Pct.	FTM	-FTA	-Pct.	Off.	Def.	Reb	-Avg.	A	TO	Blk	Stl	TP	Avg.
2015-16	21	10	466	22.2	59	130	.454	1	8	.125	57	85	.671	43	83	126	6.0	31	32	1	19	176	8.4
TOTAL	21	10	466	22.2	59	130	.454	1	8	.125	57	85	.671	43	83	126	6.0	31	32	1	19	176	8.4

JUSTIN ROBINSON

FRESHMAN • GUARD • 6-1 • 180
MANASSAS, VA. • ST. JAMES SCHOOL (MD.)

#5



CAREER HIGHS

Points

Career 18 vs Florida State (3/9/16)
ACC 18 vs Florida State (3/9/16)

Minutes Played

Career 34 vs Wake Forest (1/13/16)
ACC 34 vs Wake Forest (1/13/16)

Field Goals Made

Career 5, 3x, last vs Miami (3/5/16)
ACC 5, 3x, last vs Miami (3/5/16)

Field Goal Attempts

Career 10 vs Miami (3/5/16)
ACC 10 vs Miami (3/5/16)

3-PT Field Goals Made

Career 3 vs Florida State (2/20/16)
ACC 3 vs Florida State (2/20/16)

3-PT Field Goal Attempts

Career 4 at Miami (2/17/16)
ACC 4 at Miami (2/17/16)

Free Throws Made

Career 10 vs Wake Forest (1/13/16)
ACC 10 vs Wake Forest (1/13/16)

Free Throw Attempts

Career 12 vs Wake Forest (1/13/16)
ACC 12 vs Wake Forest (1/13/16)

Rebounds

Career 5 vs Miami (3/5/16)
ACC 5 vs Miami (3/5/16)

Assists

Career 8 vs Miami (3/5/16)
ACC 8 vs Miami (3/5/16)

Blocks

Career 1, 4x, last at Boston College (2/23/16)
ACC 1, 4x, last at Boston College (2/23/16)

Steals

Career 4 at Miami (2/17/16)
ACC 4 at Miami (2/17/16)

Opponent	Min	FG-A-%	3FG-A-%	FT-A-%	O-D-T	A	TO	Blk	Stl	Pts
ALABAMA STATE#	28	2-3-.667	0-1-.000	4-7-.571	1-1-2	4	1	0	1	8
JACKSONVILLE STATE#	27*	0-4-.000	0-2-.000	6-9-.667	1-3-4	3	1	0	1	6
VMI	30*	4-8-.500	1-3-.333	2-2-1.000	0-4-4	3	5	0	0	11
NORTH CAROLINA A&T	22*	0-3-.000	0-2-.000	4-4-1.000	0-1-1	5	3	0	1	4
Iowa State^	18*	4-6-.667	0-0-.000	3-4-.750	2-3-5	2	2	0	0	11
UAB^	21*	4-7-.571	1-2-.500	0-0-.000	0-0-0	1	3	0	0	9
NORTHWESTERN%	8*	0-4-.000	0-1-.000	0-0-.000	0-1-1	2	1	0	0	0
ARKANSAS-PINE BLUFF	24*	1-3-.333	0-0-.000	2-2-1.000	1-0-1	5	0	0	0	4
at Radford	12	0-3-.000	0-0-.000	3-4-.750	0-0-0	3	1	0	0	3
LAMAR	16	1-4-.250	1-2-.500	0-0-.000	0-3-3	2	3	0	1	3
GRAMBLING STATE	28*	4-8-.500	0-2-.000	0-1-.000	0-0-0	7	1	0	1	8
St. Joseph's	11	2-3-.667	1-1-1.000	0-0-.000	0-1-1	0	1	0	1	5
WEST VIRGINIA	27	1-5-.200	0-0-.000	4-8-.500	0-2-2	2	4	0	2	6
NC STATE	20	3-5-.600	0-1-.000	0-0-.000	1-2-3	1	0	0	0	6
VIRGINIA	24	1-5-.200	0-1-.000	3-5-.600	0-0-0	6	0	1	2	5
at Duke	24	2-4-.500	1-1-1.000	3-5-.600	0-2-2	3	2	0	0	8
WAKE FOREST	34	3-9-.333	1-2-.500	10-12-.833	0-4-4	2	1	1	0	17
at Georgia Tech	23	4-7-.571	0-1-.000	1-2-.500	0-2-2	4	1	0	1	9
at Notre Dame	16	1-3-.333	1-3-.333	0-0-.000	0-2-2	2	1	0	1	3
NORTH CAROLINA	13	0-2-.000	0-1-.000	1-2-.500	0-0-0	2	1	0	0	1
LOUISVILLE	16	0-2-.000	0-1-.000	0-0-.000	0-0-0	2	1	0	0	0
at Pittsburgh	21	0-2-.000	0-0-.000	0-0-.000	0-1-1	4	1	0	2	0
at Syracuse	32	2-5-.400	1-2-.500	2-4-.500	2-2-4	1	0	0	1	7
CLEMSON	22*	0-0-.000	0-0-.000	0-0-.000	0-2-2	2	0	1	0	0
at Virginia	26*	4-5-.800	2-2-1.000	6-7-.857	0-1-1	1	3	0	0	16
at Miami	29	5-9-.555	1-4-.250	1-1-1.000	1-0-1	3	3	0	4	12
FLORIDA STATE	20*	4-5-.800	3-3-1.000	2-5-.400	1-1-2	1	2	0	0	13
at Boston College	27*	3-7-.429	0-2-.000	2-2-1.000	0-3-3	3	1	1	0	8
at Wake Forest	33*	5-9-.555	1-3-.333	4-4-1.000	0-1-1	1	2	0	0	15
PITTSBURGH	20*	2-3-.667	1-2-.500	5-6-.833	0-1-1	3	2	0	0	10
MIAMI	32*	5-10-.500	1-2-.500	4-5-.800	1-4-5	8	3	0	0	15
Florida State \$	33*	4-7-.571	1-1-1.000	9-10-.900	0-3-2	1	0	0	0	18
Miami \$	25*	3-8-.375	1-3-.333	2-2-1.000	0-1-1	4	2	0	2	9
Princeton!	22*	0-5-.000	0-2-.000	0-0-.000	0-1-1	0	0	0	0	0

- Emerald Coast Classic (Blacksburg, Va.); ^ - Emerald Coast Classic (Destin, Fla.); % - Big 10/ACC Challenge;

2015-16: Scored eight points in season opener with two rebounds and four assists against Alabama State ... Made first start against Jacksonville State, scoring six points from the charity stripe and grabbing four boards, three assists ... Scored in double-digits for the first time as a Hokie, draining 11 points, including four from the floor, and three assists against VMI ... Dished out a season-high five assists to go with one rebound and four points against North Carolina A&T ... Scored in double figures for the second time against Iowa State, draining 11 points on 4-for-6 from the field and 3-for-4 from the charity stripe, as well as a career high five rebounds ... Added nine points from four made field goals against UAB ... Snagged one rebound and dished out two assists against Northwestern ... Dished out five assists and scored four points against Arkansas-Pine Bluff ... Scored three points from the free throw line and distributed three assists against Radford ... Scored three points and recorded one steal and three rebounds against Lamar ... Distributed a career-high seven assists to go with eight points against Grambling State ... Scored five points and recorded one steal against St. Joseph's ... Scored six points with two rebounds in 27 minutes of action against West Virginia ... Dished out one assist and scored six points, grabbing three rebounds, against NC State ... Distributed a team-high six assists and scored five points, recording his first block against Virginia ... Dished out three assists and scored eight points, with two rebounds against Duke ... Had a career night against Wake Forest, scoring 17 points, including 10 from the free throw line, to go along with four rebounds, two assists and a block ... Scored nine points and distributed four assists against Georgia Tech ... Grabbed two boards and dished out two dimes, scoring three points, against Notre Dame ... Scored one point and distributed two assists against North Carolina ... Dished out two dimes against Louisville ... Distributed four assists and snagged two steals against Pitt ... Scored seven points and grabbed four rebounds against Syracuse ... Grabbed two rebounds, distributed two assists and recorded one block against Clemson ... Scored a team-high 16 points and dished out one dime against Virginia ... Led the team with 12 points, three assists, four steals and added one rebound against Miami ... Scored 13 points, including 3-of-3 from beyond the arc, and snagged two rebounds against Florida State ... Scored eight points and recorded three rebounds, three assists and one block against Boston College ... Drained 15 points, grabbed one rebound and distributed one assist against Wake Forest ... Scored 10 points, grabbed one rebound and dished out three dimes against Pitt ... Scored 15 points and distributed a career-high eight assists against Miami ... Scored a career-high 18 points against Florida State ... Dished out four dimes and scored nine points against Miami ... Grabbed one rebound against Princeton.

High School: Three-year letter winner at Saint James School in Hagerstown, Maryland for coach Dan Prete ... Gatorade Player of the Year for Maryland as a senior ... Parade All-American ... First team all-conference and county Player of the Year ... Also lettered two years in baseball at Saint James, playing centerfield.


Personal: Son of Alyse and Verdell Robinson ... Has three older brothers, Denard, Leonard and Brandon.

Year	GP	-GS	Min	-Avg.	FGM	-FGA	-Pct.	3FG	-FGA	-Pct.	FTM	-FTA	-Pct.	Off.	Def.	Reb	-Avg.	A	TO	Blk	Stl	TP	Avg.
2015-16	34	18	784	23.1	74	173	.428	19	53	.358	83	113	.735	11	52	63	1.9	94	53	4	21	250	7.4
TOTAL	34	18	784	23.1	74	173	.428	19	53	.358	83	113	.735	11	52	63	1.9	94	53	4	21	250	7.4

GREG DONLON

R - JUNIOR • FORWARD • 6-8 • 230
MIDLOTHIAN, VA. • COSBY

#14



Opponent	Min	FG-A-%	3FG-A-%	FT-A-%	O-D-T	A	TO	Blk	Stl	Pts
ALABAMA STATE#			--- DNP ---							
JACKSONVILLE STATE#			--- DNP ---							
VMI			--- DNP ---							
NORTH CAROLINA A&T	2	2-2-1.000	0-0-.000	0-0-.000	0-0-0	0	1	0	0	4
Iowa State^			--- DNP ---							
UAB^			--- DNP ---							
NORTHWESTERN%			--- DNP ---							
ARKANSAS-PINE BLUFF	2	0-0-.000	0-0-.000	0-0-.000	0-2-2	0	0	0	0	0
at Radford			--- DNP ---							
LAMAR	1	0-1-.000	0-0-.000	0-0-.000	1-0-1	0	0	0	0	0
GRAMBLING STATE	1	1-1-1.000	0-0-.000	2-2-1.000	0-1-1	0	0	0	0	4
St. Joseph's			--- DNP ---							
WEST VIRGINIA			--- DNP ---							
NC STATE			--- DNP ---							
VIRGINIA			--- DNP ---							
at Duke			--- DNP ---							
WAKE FOREST			--- DNP ---							
at Georgia Tech			--- DNP ---							
at Notre Dame			--- DNP ---							
NORTH CAROLINA			--- DNP ---							
LOUISVILLE			--- DNP ---							
at Pittsburgh			--- DNP ---							
at Syracuse			--- DNP ---							
CLEMSON			--- DNP ---							
at Virginia			--- DNP ---							
at Miami			--- DNP ---							
FLORIDA STATE			--- DNP ---							
at Boston College	1	1-2-.500	0-0-.000	0-0-.000	0-0-0	0	0	0	0	2
at Wake Forest			--- DNP ---							
PITTSBURGH			--- DNP ---							
MIAMI	1	0-0-.000	0-0-.000	0-0-.000	0-0-0	0	0	0	0	0
Florida State \$			--- DNP ---							
Miami §			--- DNP ---							

- Emerald Coast Classic (Blacksburg, Va.); ^ - Emerald Coast Classic (Destin, Fla.); % - Big 10/ACC Challenge;

2015-16: Scored four points in two minutes of play, on a perfect 2-for-2 from the paint, against North Carolina A&T in his season debut ... Grabbed two boards off the defensive glass against Arkansas-Pine Bluff ... Snagged one rebound against Lamar ... Scored four points against Grambling State ... Scored two points against Boston College ... Saw one minute of action against Miami.

2014-15: Redshirted the 2014-15 season.

2013-14: Played in 11 games ... Took a shot against No. 1 Michigan State ... Scored his first career field goal and grabbed a rebound in the win over Radford ... Made a free throw against UMES ... Grabbed a rebound at Virginia ... Had one rebound against Maryland.

High School: Was a two-year letterwinner at Cosby High School ... Captained the team as a senior ... Helped his team to a district championship ... Was a member of the National Honor Society.

Personal: Gregory Thomas Donlon ... Son of Matt and Kim Donlon ... Born February 3, 1994 in Virginia ... Has a younger brother ... Is studying biology with the plan to become a sports medicine doctor..

CAREER HIGHS

Points

Career 13 vs Miami (3/7/15)
ACC 13 vs Miami (3/7/15)

Minutes Played

Career 31 vs Duke (2/25/15)
ACC 31 vs Duke (2/25/15)

Field Goals Made

Career 5 at WVU (12/30/14), vs Miami (3/7/15)
ACC 5 vs Miami (3/7/15)

Field Goal Attempts

Career 8 vs Miami (3/7/15)
ACC 8 vs Miami (3/7/15)

3-PT Field Goals Made

Career N/A
ACC N/A

3-PT Field Goal Attempts

Career N/A
ACC N/A

Free Throws Made

Career 4 vs Miami (OH) (11/26/14)
ACC 3 vs Miami (3/7/15)

Free Throw Attempts

Career 4, 4x, last vs Miami (3/7/15)
ACC 4 vs Miami (3/7/15)

Rebounds

Career 7 vs Miami (3/7/15)
ACC 7 vs Miami (3/7/15)

Assists

Career 3 at Louisville (1/13/15)
ACC 3 at Louisville (1/13/15)

Blocks

Career 2, 6x, last vs Miami (3/7/15)
ACC 2, 5x, last vs Miami (3/7/15)

Steals

Career 1, 6x, last at North Carolina (1/18/15)
ACC 1 at UL (1/13/15), at UNC (1/18/15)


Year	GP	-GS	Min	-Avg.	FGM	-FGA	-Pct.	3FG	-FGA	-Pct.	FTM	-FTA	-Pct.	Off.	Def.	Reb	-Avg.	A	TO	Blk	Stl	TP	Avg.
2012-13	10	0	13	1.3	0	1	.000	0	0	.000	1	2	.500	0	1	1	0.1	0	0	0	0	1	0.1
2013-14	11	0	10	0.9	1	2	.500	0	0	.000	1	2	.500	0	3	3	0.3	0	0	1	0	3	0.3
2014-15			Redshirted																				
2015-16	6	0	8	1.3	4	6	.667	0	0	.000	2	2	1.000	1	3	4	0.7	0	1	0	0	10	1.7
TOTAL	26	0	36	1.3	5	9	.556	0	0	.000	4	6	.667	1	7	8	0.3	0	1	1	0	14	0.5

MATT GALLOWAY

R-JUNIOR • GUARD • 6-3 • 195

STERLING, VA. • POTOMAC FALLS/HOOD COLLEGE

#33



Opponent	Min	FG-A-%	3FG-A-%	FT-A-%	O-D-T	A	TO	Blk	Stl	Pts
ALABAMA STATE#			--- DNP ---							
JACKSONVILLE STATE#			--- DNP ---							
VMI			--- DNP ---							
NORTH CAROLINA A&T	4	0-1-.000	0-1-.000	0-0-.000	0-0-0	0	0	0	0	0
Iowa State^			--- DNP ---							
UAB^			--- DNP ---							
NORTHWESTERN%			--- DNP ---							
ARKANSAS-PINE BLUFF	11	2-6-.333	1-5-.200	0-0-.000	1-0-1	0	2	0	1	5
at Radford			--- DNP ---							
LAMAR	2	0-1-.000	0-0-.000	0-0-.000	0-0-0	0	0	0	0	0
GRAMBLING STATE	15*	0-2-.000	0-2-.000	0-0-.000	1-0-1	1	0	0	0	0
St. Joseph's			--- DNP ---							
WEST VIRGINIA			--- DNP ---							
NC STATE			--- DNP ---							
VIRGINIA			--- DNP ---							
at Duke			--- DNP ---							
WAKE FOREST			--- DNP ---							
at Georgia Tech			--- DNP ---							
at Notre Dame			--- DNP ---							
NORTH CAROLINA			--- DNP ---							
LOUISVILLE			--- DNP ---							
at Pittsburgh			--- DNP ---							
at Syracuse	1	0-0-.000	0-0-.000	0-0-.000	0-0-0	0	0	0	0	0
CLEMSON			--- DNP ---							
at Virginia	0+	0-0-.000	0-0-.000	0-0-.000	0-0-0	0	0	0	0	0
at Miami			--- DNP ---							
FLORIDA STATE			--- DNP ---							
at Boston College	1	0-0-.000	0-0-.000	0-0-.000	0-0-0	0	0	0	0	0
at Wake Forest			--- DNP ---							
PITTSBURGH			--- DNP ---							
MIAMI	1	0-0-.000	0-0-.000	0-0-.000	0-0-0	0	0	0	0	0
Florida State \$			--- DNP ---							
Miami \$			--- DNP ---							

- Emerald Coast Classic (Blacksburg, Va.); ^ - Emerald Coast Classic (Destin, Fla.); % - Big 10/ACC Challenge;

2015-16: Made his first appearance of the season against North Carolina A&T ... Scored five points in 11 minutes against Arkansas-Pine Bluff, with one rebound and a steal ... Saw two minutes of action against Lamar ... Grabbed a rebound in his first start against Grambling State ... Saw one minute of action against Syracuse ... Saw game action against Virginia ... Saw one minute of action against Boston College ... Saw one minute of action against Miami.

At Hood: Transferred to Virginia Tech from Hood College in Frederick, Maryland, where he played for two seasons ... Named to the MAC Honor Roll in 2014.

High School: Two-year letterwinner at Potomac falls High School ... All-district performer as a senior ... Team won VHSL AA championship in 2011 and was runner-up in 2012 ... Also ran track at Potomac Falls ... All-state in track in 2010 and 2011 and all-state in cross country in 2010 ... Member of the National Honor Society.

Personal: Son of Carolyn and Steve Galloway ... Has a younger brother, Christopher ... Father played football at Virginia Tech, lettering three years and leading the team in receptions in 1975 ... Brother runs track and field/cross country at George Mason ... Mother has competed in 13 marathons ... Majoring in history.

CAREER HIGHS

Points

Career 5 vs Arkansas-Pine Bluff (12/5/15)
ACC N/A

Minutes Played

Career 11 vs Arkansas-Pine Bluff (12/5/15)
ACC 1 at Syracuse (2/2/16)

Field Goals Made

Career 2 vs Arkansas-Pine Bluff (12/5/15)
ACC N/A

Field Goal Attempts

Career 6 vs Arkansas-Pine Bluff (12/5/15)
ACC N/A

3-PT Field Goals Made

Career 1 vs Arkansas-Pine Bluff (12/5/15)
ACC N/A

3-PT Field Goal Attempts

Career 5 vs Arkansas-Pine Bluff (12/5/15)
ACC N/A

Free Throws Made

Career N/A
ACC N/A

Free Throw Attempts

Career N/A
ACC N/A

Rebounds

Career 1, 2x, last vs Grambling State (12/19/15)
ACC N/A

Assists

Career 1 vs Grambling State (12/19/15)
ACC N/A

Blocks

Career N/A
ACC N/A

Steals

Career 1 vs Arkansas-Pine Bluff (12/5/15)
ACC N/A

Year	GP	-GS	Min	-Avg.	FGM	-FGA	-Pct.	3FGM	-3FGA	-Pct.	FTM	-FTA	-Pct.	Off.	Def.	Reb	-Avg.	A	TO	Blk	Stl	TP	Avg.
2015-16	8	1	35	4.4	2	10	.200	1	8	.125	0	0	.000	2	0	2	0.3	1	2	0	1	5	0.6
TOTAL	8	1	35	4.4	2	10	.200	1	8	.125	0	0	.000	2	0	2	0.3	1	2	0	1	5	0.6

THE STAT CREW SYSTEM
Virginia Tech Combined Team Statistics (as of Mar 16, 2016)
All games

RECORD:	OVERALL	HOME	AWAY	NEUTRAL
ALL GAMES	20-14	14-5	4-6	2-3
CONFERENCE	10-8	7-2	3-6	0-0
NON-CONFERENCE	10-6	7-3	1-0	2-3

##	Player	gp-gs	min	avg	Total		3-Point		F-Throw		Rebounds			pf	dq	a	to	blk	stl	pts	avg	
					fg-fga	fg%	3fg-fga	3fg%	ft-fa	ft%	off	def	tot									avg
32	Zach LeDay	34-31	1044	30.7	175-362	.483	20-54	.370	156-203	.768	95	166	261	7.7	98	1	48	57	54	27	526	15.5
04	Seth Allen	34-16	956	28.1	142-367	.387	42-152	.276	166-213	.779	9	96	105	3.1	75	1	85	102	8	32	492	14.5
10	Justin Bibbs	34-33	1105	32.5	144-304	.474	75-163	.460	42-57	.737	12	103	115	3.4	50	0	35	39	0	13	405	11.9
23	Jalen Hudson	34-23	681	20.0	97-238	.408	28-78	.359	67-100	.670	20	55	75	2.2	66	2	21	47	5	20	289	8.5
15	Chris Clarke	21-10	466	22.2	59-130	.454	1-8	.125	57-85	.671	43	83	126	6.0	39	0	31	32	1	19	176	8.4
05	Justin Robinson	34-18	784	23.1	74-173	.428	19-53	.358	83-113	.735	11	52	63	1.9	65	1	94	53	4	21	250	7.4
24	Kerry Blackshear Jr.	34-5	646	19.0	77-143	.538	4-17	.235	47-83	.566	57	92	149	4.4	96	5	18	31	13	17	205	6.0
11	Devin Wilson	31-8	674	21.7	22-62	.355	5-19	.263	17-30	.567	5	50	55	1.8	68	1	68	31	1	23	66	2.1
00	Shane Henry	32-21	283	8.8	25-46	.543	0-0	.000	10-34	.294	16	52	68	2.1	49	1	2	13	12	6	60	1.9
22	Johnny Hamilton	17-4	124	7.3	13-25	.520	0-0	.000	5-13	.385	19	18	37	2.2	16	0	4	6	16	0	31	1.8
21	Satchel Pierce	19-0	119	6.3	12-19	.632	0-0	.000	8-10	.800	8	16	24	1.3	27	0	5	9	3	3	32	1.7
14	Greg Donlon	6-0	8	1.3	4-6	.667	0-0	.000	2-2	1.000	1	3	4	0.7	0	0	0	1	0	0	10	1.7
33	Matt Galloway	8-1	35	4.4	2-10	.200	1-8	.125	0-0	.000	2	0	2	0.3	1	0	1	2	0	1	5	0.6
Team											57	45	102				10					
Total.....		34	6925		846-1885	.449	195-552	.353	660-943	.700	355	831	1186	34.9	650	12	412	433	117	182	2547	74.9
Opponents.....		34	6925		882-2043	.432	236-762	.310	460-669	.688	392	828	1220	35.9	756	-	445	437	176	193	2460	72.4

TEAM STATISTICS	VT	OPP	Date	Opponent	Score	Att.			
SCORING	2547	2460	11/14/15	ALABAMA STATE	L	82-85	6519		
Points per game	74.9	72.4	11/18/15	JACKSONVILLE STATE	W	71-62	4984		
Scoring margin	+2.6	-	11/21/15	VMI	W	76-52	5644		
FIELD GOALS-ATT	846-1885	882-2043	11/24/15	NORTH CAROLINA A&T	W	90-60	4464		
Field goal pct	.449	.432	11/27/15	vs Iowa State	L	77-99	2222		
3 POINT FG-ATT	195-552	236-762	11/28/15	vs UAB	Wot	82-77	2222		
3-point FG pct	.353	.310	12/01/15	NORTHWESTERN	Lot	79-81	4879		
3-pt FG made per game	5.7	6.9	12/05/15	ARKANSAS-PINE BLUFF	W	80-45	4931		
FREE THROWS-ATT	660-943	460-669	12-09-15	at Radford	W	74-65	4013		
Free throw pct	.700	.688	12/13/15	LAMAR	W	88-53	4870		
F-Throws made per game	19.4	13.5	12/19/15	GRAMBLING STATE	W	87-52	4649		
REBOUNDS	1186	1220	12/22/15	vs Saint Joseph's	L	62-79	0		
Rebounds per game	34.9	35.9	12/30/15	WEST VIRGINIA	L	63-88	9567		
Rebounding margin	-1.0	-	* 01/02/16	NC STATE	Wot	73-68	4971		
ASSISTS	412	445	* 01/04/16	VIRGINIA	W	70-68	6157		
Assists per game	12.1	13.1	* 1/9/16	at Duke	L	58-82	9314		
TURNOVERS	433	437	* 01/13/16	WAKE FOREST	W	93-91	4985		
Turnovers per game	12.7	12.9	* 1/16/16	at Georgia Tech	W	78-77	6470		
Turnover margin	+0.1	-	* 1/20/16	at Notre Dame	L	81-83	7888		
Assist/turnover ratio	1.0	1.0	* 01/24/16	NORTH CAROLINA	L	70-75	9567		
STEALS	182	193	* 01/27/16	LOUISVILLE	L	83-91	7084		
Steals per game	5.4	5.7	* 1/31/16	at Pitt	L	71-90	10049		
BLOCKS	117	176	* 2/2/16	at Syracuse	Lot	60-68	21409		
Blocks per game	3.4	5.2	* 02/06/16	CLEMSON	W	60-57	9567		
ATTENDANCE	126506	134298	* 02/09/16	at Virginia	L	49-67	14395		
Home games-Avg/Game	19-6658	10-9057	* 02-17-16	at Miami	L	49-65	6614		
Neutral site-Avg/Game	-	5-8745	* 02/20/16	FLORIDA STATE	W	83-73	9567		
Score by Periods	1st	2nd	OT	Totals	* 2/23/16	at Boston College	W	71-56	1018
Virginia Tech	1154	1342	51	2547	* 02/28/16	at Wake Forest	W	81-74	9404
Opponents	1139	1275	46	2460	* 03/02/16	PITT	W	65-61	6949
					* 03/05/16	MIAMI	W	77-62	8911
					03/10/16	vs Florida State	W	96-85	18561
					03/10/16	vs Miami	L	82-88	20719
					03/16/16	PRINCETON	Wot	86-81	8241

* - Conference game

THE STAT CREW SYSTEM
Virginia Tech Team Game-by-Game Comparison (as of Mar 16, 2016)
All games

Opponent	1st	2nd	Score	Mar	Total FG	FG Pct	3-Pointers	3FG Pct	Free Throws	FT Pct	Rebounds	Assist	T/Over	Block	Steal	Fouls
ALABAMA STATE	42/37	40/48	82-85	(3)	27-57/30-71	.474/.423	3-12/9-28	.250/.321	25-40/16-21	.625/.762	41/36 +5	13/12	11/8	6/4	4/4	19/29
JACKSONVILLE STATE	38/33	33/29	71-62	+9	26-59/24-64	.441/.375	4-16/8-29	.250/.276	15-30/6-8	.500/.750	54/29 +25	12/10	17/9	2/2	3/8	15/23
VMI	29/29	47/23	76-52	+24	23-49/19-74	.469/.257	6-12/9-33	.500/.273	24-33/5-6	.727/.833	49/37 +12	13/7	17/8	7/5	3/7	12/21
NORTH CAROLINA A&T	46/32	44/28	90-60	+30	27-54/24-66	.500/.364	2-13/6-21	.154/.286	34-50/6-10	.680/.600	41/33 +8	17/12	15/20	6/3	6/7	17/34
Iowa State	30/52	47/47	77-99	(22)	31-67/37-64	.463/.578	3-15/13-21	.200/.619	12-25/12-17	.480/.706	38/36 +2	10/20	11/10	3/9	3/6	18/22
UAB	35/38	36/33	82-77	+5	26-59/29-65	.441/.446	6-16/9-26	.375/.346	24-32/10-18	.750/.556	46/30 +16	12/16	17/12	3/7	5/5	21/22
NORTHWESTERN	36/45	37/28	79-81	(2)	27-66/32-67	.409/.478	7-17/10-26	.412/.385	18-23/7-11	.783/.636	42/36 +6	10/15	12/12	2/5	4/5	15/21
ARKANSAS-PINE BLUFF	37/16	43/29	80-45	+35	21-52/15-52	.404/.288	7-14/4-19	.500/.211	31-40/11-17	.775/.647	44/26 +18	13/10	17/21	3/3	11/9	17/30
Radford	41/27	33/38	74-65	+9	28-56/25-60	.500/.417	3-8/3-20	.375/.150	15-28/12-17	.536/.706	33/39 (6)	17/10	8/14	3/2	9/4	16/20
LAMAR	51/23	37/30	88-53	+35	33-68/18-54	.485/.333	9-24/7-20	.375/.350	13-23/10-15	.565/.667	46/36 +10	18/12	13/20	4/5	5/3	17/27
GRAMBLING STATE	35/32	52/20	87-52	+35	33-72/21-51	.458/.412	10-26/6-19	.385/.316	11-16/4-7	.688/.571	38/29 +9	15/8	10/24	3/5	8/2	11/23
Saint Joseph's	26/35	36/44	62-79	(17)	25-62/26-66	.403/.394	4-17/8-21	.235/.381	8-11/19-25	.727/.760	32/48 (16)	8/15	15/13	8/4	6/9	24/17
WEST VIRGINIA	36/46	27/42	63-88	(25)	18-38/31-61	.474/.508	2-7/4-16	.286/.250	25-39/22-35	.641/.629	24/42 (18)	8/16	22/17	2/4	5/10	30/30
NC STATE	24/34	37/27	73-68	+5	27-69/21-65	.391/.323	5-18/5-23	.278/.217	14-22/21-33	.636/.636	41/50 (9)	3/7	4/10	7/8	2/1	24/19
VIRGINIA	26/21	44/47	70-68	+2	24-51/24-49	.471/.490	9-17/9-20	.529/.450	13-22/11-14	.591/.786	22/34 (12)	17/15	8/16	2/6	9/5	18/22
Duke	23/50	35/32	58-82	(24)	21-56/27-57	.375/.474	1-12/9-24	.083/.375	15-22/19-27	.682/.704	33/42 (9)	11/16	15/13	2/8	2/4	24/18
WAKE FOREST	45/38	48/53	93-91	+2	28-56/33-56	.500/.589	8-18/13-24	.444/.542	29-35/12-18	.829/.667	22/31 (9)	14/17	6/16	1/4	8/4	18/25
Georgia Tech	33/43	45/34	78-77	+1	23-51/32-66	.451/.485	4-12/4-15	.333/.267	28-36/9-16	.778/.563	31/38 (7)	12/16	14/13	5/10	5/3	19/25
Notre Dame	45/37	36/46	81-83	(2)	27-54/29-57	.500/.509	7-18/5-17	.389/.294	20-27/20-28	.741/.714	27/35 (8)	14/10	11/9	2/3	4/5	24/20
NORTH CAROLINA	34/39	36/36	70-75	(5)	20-50/28-74	.400/.378	8-20/3-23	.400/.130	22-32/16-25	.688/.640	33/48 (15)	11/13	14/7	5/6	4/11	20/24
LOUISVILLE	34/38	49/53	83-91	(8)	23-51/27-52	.451/.519	4-15/12-18	.267/.667	33-38/25-34	.868/.735	28/31 (3)	7/19	12/15	2/7	3/2	28/26
Pitt	32/41	39/49	71-90	(19)	23-51/36-68	.451/.529	11-21/8-25	.524/.320	14-20/10-15	.700/.667	32/34 (2)	13/30	20/9	3/4	5/8	20/17
Syracuse	30/24	26/32	60-68	(8)	23-58/20-52	.397/.385	7-24/8-24	.292/.333	7-13/20-32	.538/.625	37/44 (7)	16/11	14/14	2/5	7/4	24/16
CLEMSON	22/24	38/33	60-57	+3	21-56/20-57	.375/.351	4-16/7-25	.250/.280	14-16/10-16	.875/.625	35/39 (4)	10/10	8/10	6/10	2/3	16/17
Virginia	20/32	29/35	49-67	(18)	16-45/24-49	.356/.490	4-14/2-10	.286/.200	13-17/17-20	.765/.850	26/30 (4)	7/18	15/10	0/8	6/4	18/15
Miami	22/21	27/44	49-65	(16)	16-54/24-48	.296/.500	6-20/5-14	.300/.357	11-14/12-15	.786/.800	33/32 +1	8/8	16/13	2/7	8/9	15/16
FLORIDA STATE	37/45	46/28	83-73	+10	28-53/25-57	.528/.439	11-19/7-23	.579/.304	16-27/16-21	.593/.762	29/35 (6)	11/9	10/12	2/4	7/4	20/21
Boston College	40/27	31/29	71-56	+15	26-53/22-62	.491/.355	4-12/5-28	.333/.179	15-22/7-13	.682/.538	36/39 (3)	15/9	15/15	5/7	11/8	15/18
Wake Forest	37/36	44/38	81-74	+7	25-52/26-53	.481/.491	7-19/4-19	.368/.211	24-33/18-25	.727/.720	30/35 (5)	11/10	14/19	2/4	10/7	22/25
PITT	27/26	38/35	65-61	+4	20-45/21-54	.444/.389	6-19/3-21	.316/.143	19-35/16-23	.543/.696	30/35 (5)	11/12	8/9	3/2	2/1	17/22
MIAMI	32/21	45/41	77-62	+15	27-51/25-59	.529/.424	9-17/4-24	.529/.167	14-17/8-13	.824/.615	24/33 (9)	15/10	11/14	4/6	6/6	13/17
Florida State	45/38	51/47	96-85	+11	29-54/28-68	.537/.412	8-18/8-29	.444/.276	30-37/21-35	.811/.600	36/39 (3)	18/12	9/4	5/1	1/7	26/27
Miami	32/33	50/55	82-88	(6)	26-53/30-53	.491/.566	2-9/8-18	.222/.444	28-31/20-26	.903/.769	28/23 +5	12/18	14/10	1/4	4/11	21/22
PRINCETON	32/26	36/42	86-81	+5	28-63/29-72	.444/.403	4-17/11-39	.235/.282	26-37/12-13	.703/.923	45/36 +9	10/12	10/11	4/4	4/7	16/25

Note: Game totals are displayed in the format TEAM/OPPONENT for each category

THE STAT CREW SYSTEM
Virginia Tech Points-Rebounds-Assists (as of Mar 16, 2016)
All games

Opponent	Date	Score		00	04	05	10	11	14	15
				HENRY,SHAN	ALLEN,SETH	ROBINSON,J	BIBBS,JUST	WILSON,DEV	DONLON,GRE	CLARKE,CHR
ALABAMA STATE	11/14/15	82-85	L	1-2-0	13-4-4	8-2-4	9-2-1	DNP	DNP	10-3-2
JACKSONVILLE STATE	11/18/15	71-62	W	6-5-0	7-3-1	6-4-3	11-7-1	DNP	DNP	12-11-2
VMI	11/21/15	76-52	W	2-3-0	17-6-3	11-4-3	11-1-3	DNP	DNP	14-5-2
NORTH CAROLINA A&T	11/24/15	90-60	W	1-0-0	7-2-2	4-1-5	12-3-0	2-1-3	4-0-0	14-8-2
vs Iowa State	11/27/15	77-99	L	0-2-0	10-1-2	11-5-2	11-0-0	2-2-2	DNP	9-6-2
vs UAB	11/28/15	82-77	W	0-3-0	23-4-1	9-0-1	8-0-0	7-3-5	DNP	10-16-2
NORTHWESTERN	12/01/15	79-81	L	0-2-0	25-4-2	0-1-2	17-2-1	4-1-5	DNP	11-13-0
ARKANSAS-PINE BLUFF	12/05/15	80-45	W	1-4-0	11-1-1	4-1-5	13-4-1	2-4-2	0-2-0	14-6-2
at Radford	12-09-15	74-65	W	DNP	17-2-2	3-0-3	11-2-1	7-3-5	DNP	4-3-1
LAMAR	12/13/15	88-53	W	0-2-0	10-4-7	3-3-2	17-4-1	1-1-3	0-1-0	11-6-4
GRAMBLING STATE	12/19/15	87-52	W	0-2-0	13-7-1	8-0-7	31-2-0	2-0-4	4-1-0	DNP
vs Saint Joseph's	12/22/15	62-79	L	0-0-0	18-4-1	5-1-0	8-0-1	1-4-3	DNP	7-4-1
WEST VIRGINIA	12/30/15	63-88	L	12-4-0	10-2-1	6-2-2	5-3-2	4-0-1	DNP	DNP
NC STATE	01/02/16	73-68	W	0-4-0	23-4-1	6-3-1	2-2-0	1-2-0	DNP	DNP
VIRGINIA	01/04/16	70-68	W	0-4-2	13-2-3	5-0-6	16-0-2	2-2-2	DNP	DNP
at Duke	1/9/16	58-82	L	6-4-0	3-3-2	8-2-3	3-4-1	0-2-1	DNP	DNP
WAKE FOREST	01/13/16	93-91	W	4-3-0	6-1-4	17-4-2	32-2-2	0-0-0	DNP	DNP
at Georgia Tech	1/16/16	78-77	W	2-2-0	13-2-4	9-2-4	8-5-1	4-0-1	DNP	DNP
at Notre Dame	1/20/16	81-83	L	11-3-0	20-2-8	3-2-2	12-3-1	0-0-0	DNP	DNP
NORTH CAROLINA	01/24/16	70-75	L	2-0-0	11-5-4	1-0-2	6-3-0	5-3-3	DNP	DNP
LOUISVILLE	01/27/16	83-91	L	0-3-0	26-4-2	0-0-2	10-2-1	0-1-0	DNP	DNP
at Pitt	1/31/16	71-90	L	2-1-0	28-6-3	0-1-4	12-6-1	0-3-4	DNP	DNP
at Syracuse	2/2/16	60-68	L	DNP	11-4-4	7-4-1	16-11-3	3-0-2	DNP	DNP
CLEMSON	02/06/16	60-57	W	0-1-0	10-3-1	0-2-2	12-3-0	0-2-4	DNP	DNP
at Virginia	02/09/16	49-67	L	0-0-0	6-1-2	16-1-1	4-2-0	0-3-2	DNP	11-4-0
at Miami	02-17-16	49-65	L	0-1-0	5-0-1	12-1-3	8-2-1	0-5-2	DNP	7-7-1
FLORIDA STATE	02/20/16	83-73	W	2-2-0	23-5-2	13-2-1	12-6-3	2-2-2	DNP	5-2-0
at Boston College	2/23/16	71-56	W	4-5-0	14-2-4	8-3-3	12-10-1	0-1-3	2-0-0	5-3-1
at Wake Forest	02/28/16	81-74	W	0-2-0	14-2-1	15-1-1	22-5-1	0-0-2	DNP	6-6-1
PITT	03/02/16	65-61	W	0-1-0	10-4-2	10-1-3	9-4-1	7-5-2	DNP	7-3-0
MIAMI	03/05/16	77-62	W	2-0-0	14-1-4	15-5-8	19-1-0	3-2-1	0-0-0	0-4-1
vs Florida State	03/10/16	96-85	W	0-1-0	20-2-2	18-3-2	16-4-3	2-1-1	DNP	9-5-4
vs Miami	03/10/16	82-88	L	2-2-0	31-4-1	9-1-4	5-3-0	0-1-2	DNP	4-3-1
PRINCETON	03/16/16	86-81	W	0-0-0	10-4-2	0-1-0	5-7-1	5-1-1	DNP	6-8-2

Opponent	Date	Score		21	22	23	24	32	33
				PIERCE,SAT	HAMILTON,J	HUDSON,JAL	,KERRY BLA	LEDAY,ZACH	GALLOWAY,M
ALABAMA STATE	11/14/15	82-85	L	5-2-0	0-1-0	3-1-0	7-8-0	26-15-2	DNP
JACKSONVILLE STATE	11/18/15	71-62	W	DNP	8-4-1	0-0-1	6-8-1	15-9-2	DNP
VMI	11/21/15	76-52	W	0-0-0	8-11-1	0-0-0	0-6-1	13-10-0	DNP
NORTH CAROLINA A&T	11/24/15	90-60	W	0-1-1	6-7-0	2-0-1	12-2-1	26-12-2	0-0-0
vs Iowa State	11/27/15	77-99	L	0-0-0	4-4-0	7-3-1	4-2-0	19-8-1	DNP
vs UAB	11/28/15	82-77	W	DNP	3-2-0	3-2-1	4-1-0	15-10-2	DNP
NORTHWESTERN	12/01/15	79-81	L	6-7-0	0-0-0	8-6-0	6-3-0	2-1-0	DNP
ARKANSAS-PINE BLUFF	12/05/15	80-45	W	2-2-0	DNP	15-4-2	0-0-0	13-10-0	5-1-0
at Radford	12-09-15	74-65	W	DNP	DNP	12-2-2	13-8-0	7-9-3	DNP
LAMAR	12/13/15	88-53	W	2-1-0	DNP	14-1-0	11-10-1	19-10-0	0-0-0
GRAMBLING STATE	12/19/15	87-52	W	DNP	DNP	4-0-0	11-12-0	14-9-2	0-1-1
vs Saint Joseph's	12/22/15	62-79	L	DNP	0-0-1	7-3-0	6-3-0	10-11-1	DNP
WEST VIRGINIA	12/30/15	63-88	L	4-0-0	0-0-0	9-1-0	2-1-0	11-9-2	DNP
NC STATE	01/02/16	73-68	W	0-0-0	0-1-0	23-3-0	9-8-0	9-12-1	DNP
VIRGINIA	01/04/16	70-68	W	DNP	DNP	2-0-0	10-6-1	22-7-1	DNP
at Duke	1/9/16	58-82	L	0-1-0	0-0-0	8-0-1	12-5-1	18-9-2	DNP
WAKE FOREST	01/13/16	93-91	W	6-4-1	DNP	2-1-1	6-3-0	20-3-4	DNP
at Georgia Tech	1/16/16	78-77	W	4-3-0	DNP	7-1-2	10-6-0	21-7-0	DNP
at Notre Dame	1/20/16	81-83	L	0-1-0	DNP	9-7-1	4-3-1	22-2-1	DNP
NORTH CAROLINA	01/24/16	70-75	L	2-1-0	DNP	14-4-0	12-4-0	17-4-2	DNP
LOUISVILLE	01/27/16	83-91	L	DNP	0-4-0	27-7-1	0-0-0	20-3-1	DNP
at Pitt	1/31/16	71-90	L	0-0-0	0-0-0	13-0-0	4-3-0	12-9-1	DNP
at Syracuse	2/2/16	60-68	L	0-0-2	DNP	2-0-0	8-4-2	13-8-2	0-0-0
CLEMSON	02/06/16	60-57	W	0-1-1	DNP	13-2-0	6-6-0	19-12-2	DNP
at Virginia	02/09/16	49-67	L	DNP	DNP	5-3-0	0-4-1	7-4-1	0-0-0
at Miami	02-17-16	49-65	L	DNP	DNP	6-1-0	5-8-0	6-3-0	DNP
FLORIDA STATE	02/20/16	83-73	W	1-0-0	0-1-1	13-3-2	0-1-0	12-3-0	DNP
at Boston College	2/23/16	71-56	W	0-0-0	0-0-0	7-2-2	10-5-0	9-5-1	0-0-0
at Wake Forest	02/28/16	81-74	W	DNP	2-2-0	3-0-0	2-3-3	17-8-2	DNP
PITT	03/02/16	65-61	W	DNP	0-0-0	0-0-0	2-1-1	20-10-2	DNP
MIAMI	03/05/16	77-62	W	DNP	DNP	4-0-0	4-5-1	16-3-0	0-0-0
vs Florida State	03/10/16	96-85	W	DNP	DNP	7-3-1	9-4-0	15-12-5	DNP
vs Miami	03/10/16	82-88	L	DNP	DNP	12-7-0	7-4-3	12-3-1	DNP
PRINCETON	03/16/16	86-81	W	DNP	DNP	28-8-2	3-2-0	29-11-2	DNP

2015-16 Box Scores



Official Basketball Box Score -- Game Totals -- Final Statistics Alabama State vs Virginia Tech November 14, 2015 7:00 PM Cassell Coliseum, Blacksburg, Va.



Official Basketball Box Score -- Game Totals -- Final Statistics Jacksonville State vs Virginia Tech November 18, 2015 7:00 PM Cassell Coliseum, Blacksburg, Va.



Alabama State 85 - 1-0

#	Player	Total		3-Ptr	FT-FTA	Rebounds		PF	TP	A	TO	Blk	Stl	Min
		FG-FGA	FG-FGA			Off	Def							
01	Chidozie Omile	f	3-7	1-2	0-0	2	1	3	4	7	0	0	0	17
52	Steve Rogers	g	4-11	1-4	0-0	4	1	5	3	9	0	0	0	28
45	Robert Ojah	c	1-1	0-0	0-0	0	0	0	2	2	0	0	0	5
12	Jamel Waters	g	6-16	4-8	5-5	0	6	6	2	21	7	3	0	35
03	Torloft Thomas	g	2-8	1-6	8-10	0	3	3	4	13	2	3	0	34
02	Corvon Butler	g	5-7	0-1	0-0	2	3	5	4	10	0	0	0	17
05	Bobby Brown	g	6-14	2-6	0-0	2	3	5	1	14	0	2	1	28
20	Glenn Hollaway	g	2-2	0-0	2-2	2	3	5	5	6	1	0	3	20
25	Mikel Tyson	g	0-0	0-0	0-0	0	0	0	0	0	0	0	0	1
30	Terrance LeFlore	g	1-5	0-1	1-4	0	0	0	4	3	2	0	0	15
Team						3	1	4						
Totals			30-71	9-28	16-21	15	21	36	29	85	12	8	4	4

FG % 1st Half: 13-37 35.1% 2nd Half: 17-34 50.0% Game: 30-71 42.3% Deadball Rebounds 4.3
3FG % 1st Half: 5-18 27.8% 2nd Half: 4-10 40.0% Game: 9-28 32.1%
FT % 1st Half: 6-8 75.0% 2nd Half: 10-13 76.9% Game: 16-21 76.2%

Virginia Tech 82 - 0-1

#	Player	Total		3-Ptr	FT-FTA	Rebounds		PF	TP	A	TO	Blk	Stl	Min
		FG-FGA	FG-FGA			Off	Def							
23	Jalen Hudson	g	1-2	0-0	1-1	1	0	1	0	3	0	2	0	15
10	Justin Bibbs	g	4-11	1-3	0-0	0	2	2	2	9	1	1	0	32
00	Shane Henry	f	0-2	0-0	1-2	0	2	2	3	1	0	0	1	9
04	Seth Allen	g	2-9	2-7	7-8	0	4	4	4	13	4	4	0	27
32	Zach LeDay	f	10-16	0-0	6-9	7	8	15	2	26	2	0	1	35
05	Justin Robinson	g	2-3	0-1	4-7	1	1	2	1	8	4	1	0	28
15	Chris Clarke	g	3-4	0-0	4-7	1	2	3	3	10	2	1	0	22
21	Satchel Pierce	g	2-3	0-0	1-1	0	2	2	3	5	0	1	2	0
22	Johnny Hamilton	g	0-1	0-0	0-0	1	0	1	0	0	0	0	1	2
24	Kerry Blackshear Jr.	g	3-6	0-1	1-5	3	5	8	1	7	0	1	1	25
Team						0	1	1						
Totals			27-57	3-12	25-40	14	27	41	19	82	13	11	6	4

FG % 1st Half: 14-33 42.4% 2nd Half: 13-24 54.2% Game: 27-57 47.4% Deadball Rebounds 7
3FG % 1st Half: 2-7 28.6% 2nd Half: 1-5 20.0% Game: 3-12 25.0%
FT % 1st Half: 12-18 66.7% 2nd Half: 13-22 59.1% Game: 25-40 62.5%

Officials: Sean Hull, Matt Potter, Trey Styons
Technical fouls: Alabama State-None. Virginia Tech-None.
Attendance: 6,519

Score by periods	1st	2nd	Total
Alabama State	37	48	85
Virginia Tech	42	40	82

Points	In	Off	2nd	Fast	Bench
ALST	Paint	T/O	Chance	Break	
VT	26	9	19	7	30

Last FG - ALST 2nd-01:00, VT 2nd-00:17
Largest lead - ALST by 8 2nd-04:22, VT by 11 1st-08:14
ALST led for 11:10, VT led for 26:07. Game was tied for 2:38.

Score tied - 5 times.
Lead changed - 2 times.

Jacksonville State 62 - 2-2

#	Player	Total		3-Ptr	FT-FTA	Rebounds		PF	TP	A	TO	Blk	Stl	Min
		FG-FGA	FG-FGA			Off	Def							
21	Malcom Drumwright	g	6-20	1-6	0-0	0	0	0	4	13	4	0	0	31
31	Christian Cunningham	f	0-2	0-0	0-0	1	1	2	2	0	0	0	1	8
15	Erik Durham	g	8-14	3-8	2-2	0	8	8	2	21	1	1	0	36
13	Jared Hamilton	f	4-9	0-2	0-0	2	1	3	2	8	3	1	0	24
02	Jaquell Townser	g	0-4	0-2	0-0	0	1	1	3	0	2	3	0	27
00	Deflinco Bogan	g	0-0	0-0	0-0	0	0	0	0	0	0	0	0	1
01	Greg Tucker	g	3-8	2-6	2-3	0	4	4	4	10	0	0	0	25
24	Ousmane Ba	g	0-0	0-0	0-0	0	0	0	0	0	0	0	0	2
32	Jeremy Watson	g	3-5	2-3	2-3	2	3	5	4	10	0	3	1	31
33	Andre Statom	g	0-2	0-2	0-0	0	2	2	2	0	0	0	0	5
Team						2	2	4						
Totals			24-64	8-29	6-8	7	22	29	23	62	10	9	2	8

FG % 1st Half: 14-35 40.0% 2nd Half: 10-29 34.5% Game: 24-64 37.5% Deadball Rebounds 1
3FG % 1st Half: 5-17 29.4% 2nd Half: 3-12 25.0% Game: 8-29 27.6%
FT % 1st Half: 0-0 0.0% 2nd Half: 6-8 75.0% Game: 6-8 75.0%

Virginia Tech 71 - 0-1

#	Player	Total		3-Ptr	FT-FTA	Rebounds		PF	TP	A	TO	Blk	Stl	Min
		FG-FGA	FG-FGA			Off	Def							
00	Shane Henry	f	3-4	0-0	0-2	3	2	5	1	6	0	1	0	14
32	Zach LeDay	f	6-11	1-1	2-4	5	4	9	3	15	2	2	2	33
10	Justin Bibbs	g	4-6	3-4	0-3	0	7	7	0	11	1	1	0	33
05	Justin Robinson	f	4-11	0-1	4-5	4	7	11	4	12	2	4	0	28
05	Justin Robinson	g	0-4	0-2	6-9	1	3	4	2	6	3	1	0	27
04	Seth Allen	g	2-9	0-4	3-6	0	3	3	1	7	1	5	0	21
22	Johnny Hamilton	g	4-4	0-0	1-1	3	1	4	1	8	1	2	0	12
23	Jalen Hudson	g	0-3	0-1	0-0	0	0	0	0	1	1	0	0	12
24	Kerry Blackshear Jr.	g	3-7	0-3	0-0	2	6	8	2	6	1	0	0	20
Team						2	1	3						
Totals			26-59	4-16	15-30	20	34	54	15	71	12	17	2	3

FG % 1st Half: 14-34 41.2% 2nd Half: 12-25 48.0% Game: 26-59 44.1% Deadball Rebounds 6
3FG % 1st Half: 3-10 30.0% 2nd Half: 1-6 16.7% Game: 4-16 25.0%
FT % 1st Half: 7-13 53.8% 2nd Half: 8-17 47.1% Game: 15-30 50.0%

Officials: Mike Eades, Chuck Jones, Ron Tyburski
Technical fouls: Jacksonville State-None. Virginia Tech-None.
Attendance: 4,984

Score by periods	1st	2nd	Total
Jacksonville State	33	29	62
Virginia Tech	38	33	71

Points	In	Off	2nd	Fast	Bench
JSU	Paint	T/O	Chance	Break	
VT	24	15	20	10	21

Last FG - JSU 2nd-02:40, VT 2nd-00:38
Largest lead - JSU by 4 1st-16:26, VT by 12 2nd-15:59
JSU led for 11:11, VT led for 24:36. Game was tied for 4:13.

Score tied - 7 times.
Lead changed - 2 times.



Official Basketball Box Score -- Game Totals -- Final Statistics VMI vs Virginia Tech November 21, 2015 7:00 PM Cassell Coliseum, Blacksburg, Va.



Official Basketball Box Score -- Game Totals -- Final Statistics North Carolina A&T vs Virginia Tech November 24, 2015 7:00 PM Cassell Coliseum, Blacksburg, Va.



VMI 52 - 1-2

#	Player	Total		3-Ptr	FT-FTA	Rebounds		PF	TP	A	TO	Blk	Stl	Min
		FG-FGA	FG-FGA			Off	Def							
23	Tim Marshall	g	0-3	0-0	0-0	1	0	1	0	0	1	0	1	8
32	Phillip Anglade	f	2-7	0-0	0-0	5	4	9	4	4	0	1	1	22
35	Julian Eleby	g	4-13	4-9	3-4	2	2	4	4	15	2	1	0	38
22	QJ Peterson	g	10-29	4-15	2-2	2	4	6	2	26	2	2	0	39
15	Tray Chapman	f	0-7	0-0	0-0	1	2	3	0	1	0	1	0	28
30	Austin Vereen	g	0-2	0-1	0-0	0	0	0	0	0	0	0	0	14
03	Adrian Rich	g	1-6	0-1	0-0	1	1	2	2	2	0	2	0	21
05	Fred Iruafemi	g	1-3	0-0	0-0	1	5	6	2	2	1	3	1	16
12	D'Andre Mahaffey	g	0-1	0-0	0-0	0	1	1	0	0	0	0	0	2
40	Jordan Weethee	g	1-3	1-3	0-0	0	0	0	3	3	1	0	0	12
Team						4	1	5						
Totals			19-74	9-33	5-6	17	20	37	21	52	7	8	5	7

FG % 1st Half: 11-35 31.4% 2nd Half: 8-39 20.5% Game: 19-74 25.7% Deadball Rebounds 0
3FG % 1st Half: 7-18 38.9% 2nd Half: 2-15 13.3% Game: 9-33 27.3%
FT % 1st Half: 0-0 0.0% 2nd Half: 5-6 83.3% Game: 5-6 83.3%

Virginia Tech 76 - 2-1

#	Player	Total		3-Ptr	FT-FTA	Rebounds		PF	TP	A	TO	Blk	Stl	Min
		FG-FGA	FG-FGA			Off	Def							
00	Shane Henry	f	1-2	0-0	0-0	0	3	3	1	2	0	1	2	14
32	Zach LeDay	f	3-11	0-0	7-7	3	7	10	3	13	0	2	0	34
10	Justin Bibbs	g	4-6	2-3	1-2	0	1	1	0	11	3	0	0	31
15	Chris Clarke	f	3-5	0-0	8-12	1	4	5	2	14	2	0	0	28
05	Justin Robinson	g	4-8	1-3	2-2	0	4	4	2	11	3	5	0	30
04	Seth Allen	g	5-11	3-5	4-7									

2015-16 Box Scores



Official Basketball Box Score - Game Totals - Final Statistics Virginia Tech vs Iowa State November 27, 2015 6:00 PM Emerald Court Classic



Virginia Tech 77 - 3-2

#	Player	Total		3-Pr	FT-FTA	Rebounds			PF	TP	A	TO	Blk	Stl	Min
		FG-FGA	FG-FGA			Off	Def	Tot							
32	Zach LeDay	8-14	1-3	2-4	0	2	8	4	19	1	0	0	0	0	23
15	Chris Clarke	4-12	0-0	1-2	2	4	6	1	9	2	0	0	0	0	31
0	Shane Henry	0-2	0-0	0-2	0	2	2	0	0	0	0	0	0	0	8
10	Justin Bibbs	4-7	2-5	1-2	0	0	0	11	0	2	0	0	0	0	22
5	Justin Robinson	4-6	0-0	3-4	2	3	5	1	11	2	2	0	0	0	18
4	Seth Allen	4-13	0-5	2-3	0	1	1	2	10	2	1	0	0	0	27
11	Devin Wilson	1-1	0-0	0-0	0	2	2	1	2	0	0	0	0	0	20
21	Satchel Pierce	0-1	0-0	0-0	0	0	0	0	0	0	0	0	0	0	3
22	Johnny Hamilton	2-2	0-0	0-0	2	2	4	2	4	0	0	0	0	0	15
23	Jalen Hudson	2-5	0-1	3-4	0	3	3	2	7	1	0	0	0	0	18
24	Kerry Blackshear Jr.	2-4	0-1	0-4	1	1	2	3	4	0	2	0	0	0	15
Totals		31-67	3-15	12-25	15	23	38	18	77	10	11	3	3	200	

FG % 1st Half: 14-37 37.8% 2nd Half: 17-35 48.8% Game: 31-67 46.3% **Rebounds**
 3FG % 1st Half: 0-0 0.0% 2nd Half: 3-0 33.3% Game: 3-5 20.0%
 FT % 1st Half: 2-7 28.6% 2nd Half: 10-18 55.6% Game: 12-25 48.0% **Rebounds**
 5

Iowa State 99 - 4-0

#	Player	Total		3-Pr	FT-FTA	Rebounds			PF	TP	A	TO	Blk	Stl	Min
		FG-FGA	FG-FGA			Off	Def	Tot							
31	Niang, Georges	4-11	2-3	4-4	0	7	7	4	14	0	3	3	1	31	
11	Morris, Monte	6-11	1-3	1-2	0	2	2	2	14	7	0	0	1	33	
19	Mitrou-Lons, Naz	4-8	2-4	2-2	0	1	1	3	12	3	1	0	0	27	
01	McKay, Jameal	10-10	0-0	3-7	4	4	8	3	23	0	0	3	1	34	
02	Nader, Abdel	6-11	2-3	2-2	2	9	11	4	16	1	3	1	2	26	
00	Cartor, Simoon	0-0	0-0	0-0	0	1	1	0	0	0	0	0	0	2	
03	Cooke, Hallioe	4-5	3-4	0-0	0	1	1	1	11	1	1	1	0	16	
21	Thomas, Matt	2-3	2-3	0-0	0	2	2	4	6	2	2	1	1	27	
23	Ashton, Jordan	1-1	1-1	0-0	0	0	0	0	3	0	0	0	0	2	
33	Ernest, Brady	0-0	0-0	0-0	0	0	0	0	0	0	0	0	0	2	
Totals		37-64	13-21	12-17	7	29	36	22	99	20	10	9	6	200	

FG % 1st Half: 20-29 68.9% 2nd Half: 17-35 48.8% Game: 37-64 57.8% **Rebounds**
 3FG % 1st Half: 7-11 63.6% 2nd Half: 6-10 60.0% Game: 13-21 61.9%
 FT % 1st Half: 5-8 62.5% 2nd Half: 7-9 77.8% Game: 12-17 70.6%

Officials: John Higgins, Doug Shows, Steve Olson
 Technical fouls: Virginia Tech-None, Iowa State-None.
 Attendance: 2,222

Score by period	1st	2nd	Total
Virginia Tech	30	47	77
Iowa State	52	47	99

	In	Out	2nd	Fac	Coach
Points	Point	TD	Chance	Break	Book
VT	15	15	21	3	17
ISU	15	15	21	3	20

Last FG - VT 2nd 01:43, ISU 2nd 08:15
 Largest lead - VT by 2 1st 18:27, ISU by 32 2nd 12:24
 VT led for 28, ISU led for 35:18. Game was tied for 33.

Score tied - 8 times.
 Lead changed - 1 time.



Official Basketball Box Score - Game Totals - Final Statistics Virginia Tech vs UAB November 28, 2015 3:30 PM Emerald Court Classic



Virginia Tech 82 - 4-2

#	Player	Total		3-Pr	FT-FTA	Rebounds			PF	TP	A	TO	Blk	Stl	Min
		FG-FGA	FG-FGA			Off	Def	Tot							
32	Zach LeDay	4-11	0-1	7-10	5	0	4	15	2	2	1	0	0	0	29
15	Chris Clarke	3-7	0-0	4-6	5	11	16	2	10	2	4	0	2	0	39
0	Shane Henry	0-2	0-0	0-0	2	1	3	1	0	0	0	0	0	0	7
10	Justin Bibbs	3-5	2-3	0-0	0	0	0	2	8	0	1	0	0	0	31
5	Justin Robinson	4-7	1-2	0-0	0	0	0	1	9	1	3	0	0	0	21
4	Seth Allen	7-19	2-9	7-8	0	4	4	2	23	1	3	0	0	0	36
11	Devin Wilson	1-1	0-0	5-6	0	3	3	2	7	5	2	0	0	0	24
22	Johnny Hamilton	1-3	0-0	1-2	1	1	2	3	3	0	0	0	0	0	14
23	Jalen Hudson	1-2	1-1	0-0	1	1	2	1	3	1	2	0	0	0	17
24	Kerry Blackshear Jr.	2-2	0-0	0-0	1	0	1	3	4	0	0	0	0	0	17
Totals		26-59	6-16	24-32	17	29	46	21	82	12	17	3	5	225	

FG % 1st Half: 13-29 44.8% 2nd Half: 9-24 37.5% Game: 22-53 41.7% **Rebounds**
 3FG % 1st Half: 3-8 37.5% 2nd Half: 2-8 33.3% Game: 5-16 31.2%
 FT % 1st Half: 6-8 75.0% 2nd Half: 18-20 90.0% Game: 24-32 75.0%

UAB 77 - 3-3

#	Player	Total		3-Pr	FT-FTA	Rebounds			PF	TP	A	TO	Blk	Stl	Min
		FG-FGA	FG-FGA			Off	Def	Tot							
44	Brown, Robert	5-15	2-5	4-7	1	2	3	2	16	5	2	0	1	39	
21	Mehini, Tosin	2-3	0-0	0-2	2	2	4	1	4	0	2	1	0	15	
34	Lee, William	4-10	0-4	0-0	3	2	5	4	8	4	1	3	0	32	
02	Norton, Nick	6-12	5-11	0-0	0	4	4	2	17	4	0	0	0	35	
00	Baxter, Hakeem	6-13	2-4	2-2	1	0	1	5	16	1	1	0	0	35	
01	Watts, Denzell	0-1	0-1	0-0	0	0	0	0	3	1	3	0	1	9	
03	Cokley, Chris	5-7	0-0	2-2	1	7	8	1	12	1	1	2	2	28	
11	Williams, Dirk	0-2	0-1	0-0	0	1	1	0	0	0	0	0	0	1	8
22	Madison, Tyler	0-0	0-0	0-0	1	0	1	3	0	0	1	1	0	12	
35	Sullivan, Lewis	1-2	0-0	2-2	0	1	1	1	4	0	1	0	0	12	
Totals		29-65	9-26	10-18	10	20	30	22	77	16	12	7	5	225	

FG % 1st Half: 14-27 51.9% 2nd Half: 14-31 45.2% Game: 28-58 48.1% **Rebounds**
 3FG % 1st Half: 4-12 33.3% 2nd Half: 4-11 36.4% Game: 8-23 34.8%
 FT % 1st Half: 6-7 85.7% 2nd Half: 1-7 14.3% Game: 10-18 55.6%

Officials: John Higgins, Mark Whitehead, Steve Olson
 Technical fouls: Virginia Tech-None, UAB-None.
 Attendance: 2,222

Score by period	1st	2nd	OT	Total
Virginia Tech	35	38	11	84
UAB	38	33	6	77

	In	Out	2nd	Fac	Coach
Points	Point	TD	Chance	Break	Book
VT	18	11	11	17	17
UAB	18	11	11	16	16

Last FG - VT OT 00:38, UAB OT 01:31
 Largest lead - VT by 5 2nd 08:14, UAB by 6 1st 04:16
 VT led for 13:43, UAB led for 20:10. Game was tied for 32:00.

Score tied - 10 times.
 Lead changed - 12 times.



Official Basketball Box Score - Game Totals - Final Statistics Northwestern vs Virginia Tech December 1, 2015 7:00 PM Conwell Coliseum, Blacksburg, Va.



Northwestern 81 - 6-1

#	Player	Total		3-Pr	FT-FTA	Rebounds			PF	TP	A	TO	Blk	Stl	Min
		FG-FGA	FG-FGA			Off	Def	Tot							
20	Scottie Lindsey	9-13	1-2	0-0	0	0	0	3	3	0	0	0	0	1	23
30	Bryant McIntosh	8-15	2-3	1-2	1	4	5	2	19	4	4	0	0	0	40
34	Sanjay Lumpkin	5-7	1-2	1-3	2	5	7	3	12	3	0	0	0	1	35
14	Tre Demps	8-21	1-0	0-0	1	5	6	1	17	4	1	0	0	0	45
22	Alex Olah	2-6	1-1	0-1	1	2	3	1	5	1	0	0	0	0	30
01	Joey van Zegeren	2-3	0-0	0-0	1	1	2	4	4	0	2	1	0	0	14
23	Jordan Ash	0-1	0-1	0-0	0	0	0	0	1	0	0	0	0	0	3
32	Nathan Taphorn	4-7	3-5	0-0	1	2	3	2	11	1	0	1	0	0	21
35	Aaron Falzon	1-3	1-3	3-3	0	5	5	2	6	0	1	0	0	0	15
44	Gavin Skelly	1-1	0-0	2-2	1	0	1	3	4	1	1	0	0	0	10
Totals		32-67	10-26	7-11	8	28	36	21	81	15	12	5	5	225	

FG % 1st Half: 17-30 56.7% 2nd Half: 12-29 41.4% Game: 29-59 49.2% **Rebounds**
 3FG % 1st Half: 0-4 0.0% 2nd Half: 2-0 22.2% Game: 2-4 50.0%
 FT % 1st Half: 5-7 71.4% 2nd Half: 2-4 50.0% Game: 7-11 63.6%

Virginia Tech 79 - 4-3

#	Player	Total		3-Pr	FT-FTA	Rebounds			PF	TP	A	TO	Blk	Stl	Min
		FG-FGA	FG-FGA			Off	Def	Tot							
00	Shane Henry	1	0-0	0-0	0	2	2	0	0	0	0	0	0	0	4
32	Zach LeDay	0-4	0-1	2-2	0	1	1	2	2	0	1	1	0	0	17
10	Justin Bibbs	9-11	3-5	0											

2015-16 Box Scores



Official Basketball Box Score - Game Totals - Final Statistics Virginia Tech vs Radford December 8, 2015 7:00 PM Radford, VA (Dodman Center)



Virginia Tech 74 - 63

#	Player	Total		3-Pr	FT-FTA	Rebounds		PF	TP	A	TO	Blk	Stl	Min
		FG-FGA	FG-FGA			Off	Def							
23	Jalen Hudson	g	5-9	0-0	2-5	0	2	2	12	2	1	1	3	23
32	Zach LeDay	g	3-7	0-0	1-2	3	6	9	3	7	3	1	1	27
11	Devin Wilson	g	3-3	1-1	0-0	0	3	3	2	7	5	2	0	27
15	Chris Clarke	f	2-4	0-0	0-0	0	3	3	2	4	1	1	0	22
10	Justin Bibbs	g	4-9	1-2	2-5	0	2	2	11	1	0	0	0	34
04	Seth Allen	f	5-12	1-5	0-9	0	2	2	2	17	2	1	0	23
05	Justin Robinson	g	0-3	0-0	3-4	0	0	0	3	3	1	0	0	12
24	Kerry Blackshear Jr.	f	6-9	0-0	1-3	3	5	8	4	13	0	1	1	32
	Team					2	2	4						
Totals			28-56	3-8	15-28	8	25	33	16	74	17	8	3	200

FG % 1st Half:	17-33	51.5%	2nd Half:	11-23	47.8%	Game:	28-56	50.0%
3FG % 1st Half:	3-8	37.5%	2nd Half:	0-2	0.0%	Game:	3-8	37.5%
FT % 1st Half:	4-8	50.0%	2nd Half:	11-22	50.0%	Game:	15-28	53.6%

Radford 65 - 55

#	Player	Total		3-Pr	FT-FTA	Rebounds		PF	TP	A	TO	Blk	Stl	Min
		FG-FGA	FG-FGA			Off	Def							
00	BROWN, Kion	f	5-8	0-0	2-2	3	0	3	2	12	0	0	0	22
25	HOLCOMB, Brandon	f	5-6	0-0	3-4	1	10	11	3	13	0	1	1	28
02	DAVIS, Flaehur	g	2-11	0-3	0-0	0	0	0	4	4	5	0	1	31
14	COUSIN, Justin	g	0-4	0-4	0-0	0	0	0	0	1	1	0	0	12
03	JONES, Cameron	g	6-13	3-6	1-2	2	1	3	4	16	1	4	0	27
01	OWENS, Taj	g	2-5	0-1	6-6	2	0	2	1	10	3	1	0	14
10	TANNER, Caleb	g	0-0	0-0	0-0	0	0	0	0	0	0	0	0	0+
11	ANDERSON, YaVa	g	3-0	0-4	0-0	1	3	4	2	6	0	0	0	27
24	POLITE JR, Ed	f	1-1	0-0	0-3	3	2	5	1	2	0	0	1	23
25	LUTETE, Christian	f	0-2	0-2	0-0	1	5	5	2	0	1	1	0	9
05	BOLSTAD, Darius	f	1-1	0-0	0-0	1	1	2	1	2	0	1	0	7
	Team					1	3	4						
Totals			25-60	3-20	12-17	14	25	39	20	65	10	14	2	200

FG % 1st Half:	10-29	34.5%	2nd Half:	15-31	48.4%	Game:	25-60	41.7%
3FG % 1st Half:	1-11	9.1%	2nd Half:	2-10	20.0%	Game:	3-20	15.0%
FT % 1st Half:	6-8	75.0%	2nd Half:	8-9	88.9%	Game:	12-17	70.6%

Officials: Matthew Potter, Sean Casady, Tim Corner
 Technical fouls: Virginia Tech-None, Radford-None.
 Attendance: 4,013

Score by period	1st	2nd	Total
Virginia Tech	41	33	74
Radford	27	38	65

Last FG - VT 2nd 08:09, RAD 2nd 00:06
 Largest lead - VT by 20 1st 10:28, RAD None
 VT led for 38:22, RAD led for 00. Game was tied for 2:01.



Official Basketball Box Score - Game Totals - Final Statistics Lamar vs Virginia Tech December 13, 2015 3:00 PM Cuzzell Coliseum, Blacksburg, Va.



Lamar 58 - 54

#	Player	Total		3-Pr	FT-FTA	Rebounds		PF	TP	A	TO	Blk	Stl	Min
		FG-FGA	FG-FGA			Off	Def							
02	Lincoln Davis	g	0-5	0-3	2-2	1	2	3	1	2	2	0	0	21
12	Zjori Boaha	g	0-0	0-0	2-3	0	1	1	2	0	1	0	0	13
00	Kevin Booze	g	0-3	0-1	2-2	0	1	1	4	2	3	0	0	19
04	LeMon Gregory	c	1-5	0-0	0-0	1	1	2	4	2	0	2	2	20
02	Dorian Chatman	f	3-0	0-0	2-4	0	2	2	4	8	0	5	1	20
03	Nick Garn	f	4-13	4-9	0-0	0	3	3	1	12	3	3	0	23
11	Josh Nzeakor	f	1-1	0-0	0-0	0	1	1	3	2	0	0	0	7
14	Christian Kennedy	f	0-1	0-0	0-0	0	2	2	3	0	0	1	1	0
20	Marcus Owens	f	5-8	2-3	0-1	0	4	4	2	12	2	0	0	20
21	Boaz Williams	f	0-1	0-0	0-0	0	1	1	2	0	1	2	0	6
22	Freerton Mattingly	f	1-3	0-0	0-0	4	3	7	2	2	0	1	0	19
23	Dontavious Sears	f	2-6	0-3	0-1	0	4	4	0	4	0	1	1	17
24	Quan Jones	f	1-1	1-1	2-2	0	0	0	0	5	1	0	0	7
	Team					3	2	5						
Totals			18-54	7-20	10-15	9	27	36	27	53	12	20	5	200

FG % 1st Half:	8-20	40.0%	2nd Half:	10-28	35.7%	Game:	18-54	33.3%
3FG % 1st Half:	2-7	28.6%	2nd Half:	5-13	38.5%	Game:	7-20	35.0%
FT % 1st Half:	5-7	71.4%	2nd Half:	5-8	62.5%	Game:	10-15	66.7%

Virginia Tech 88 - 73

#	Player	Total		3-Pr	FT-FTA	Rebounds		PF	TP	A	TO	Blk	Stl	Min
		FG-FGA	FG-FGA			Off	Def							
23	Jalen Hudson	g	5-10	2-5	2-5	1	0	1	2	14	0	2	0	24
32	Zach LeDay	g	8-13	0-2	3-4	4	6	10	1	19	0	3	2	29
11	Devin Wilson	g	0-3	0-1	1-2	0	1	1	3	1	3	0	0	18
15	Chris Clarke	f	3-5	0-1	5-8	3	3	6	1	11	4	2	0	24
10	Justin Bibbs	g	6-12	5-9	0-0	0	4	4	3	17	1	0	0	25
00	Shane Henry	g	0-0	0-0	0-0	0	2	2	0	0	1	0	0	3
04	Seth Allen	f	4-10	1-4	1-1	1	3	4	1	10	7	1	1	20
05	Justin Robinson	g	1-4	1-2	0-0	0	3	3	1	3	2	3	0	16
14	Greg Donlon	g	0-1	0-0	1-0	1	0	1	0	0	0	0	0	1
21	Satchel Pierce	f	1-1	0-0	0-1	1	0	1	0	2	0	1	0	2
24	Kerry Blackshear Jr.	f	5-8	0-0	1-2	4	6	10	5	11	1	0	1	23
33	Matt Galloway	g	0-1	0-0	0-0	0	0	0	0	0	0	0	0	2
	Team					1	2	3						
Totals			33-68	9-24	13-23	16	30	46	17	88	18	13	4	200

FG % 1st Half:	19-35	54.3%	2nd Half:	14-33	42.4%	Game:	33-68	48.5%
3FG % 1st Half:	8-12	66.7%	2nd Half:	3-12	25.0%	Game:	9-24	37.5%
FT % 1st Half:	7-11	63.6%	2nd Half:	6-12	50.0%	Game:	13-23	56.5%

Officials: Bryan Kersay, Jerry Heaster, Louis Andradablos
 Technical fouls: Lamar-None, Virginia Tech-None.
 Attendance: 4,870

Score by period	1st	2nd	Total
Lamar	23	30	53
Virginia Tech	51	37	88

Last FG - LU 2nd 08:19, VT 2nd 08:19
 Largest lead - LU None, VT by 48 2nd 07:25
 LU led for 00:17, VT led for 39:25, Game was tied for :15.



Official Basketball Box Score - Game Totals - Final Statistics Granting State vs Virginia Tech December 18, 2015 8:00 PM Cuzzell Coliseum, Blacksburg, Va.



Granting State 52 - 29

#	Player	Total		3-Pr	FT-FTA	Rebounds		PF	TP	A	TO	Blk	Stl	Min
		FG-FGA	FG-FGA			Off	Def							
04	Hemond Brown	g	5-8	0-0	2-2	2	5	7	3	12	3	3	0	33
10	Chase Cormier	g	1-2	1-2	2-2	0	1	1	2	5	1	4	0	18
33	Ugur Hortum	c	0-0	0-0	1-1	2	3	0	1	2	0	0	0	23
03	Deontae Hearns	f	4-10	0-0	0-1	0	5	5	4	8	0	3	2	25
01	Michael Bethea, Jr.	f	1-8	0-6	0-0	0	1	1	0	2	1	2	1	22
00	Ervin Mitchell	f	1-4	0-2	0-0	0	0	0	2	2	2	0	0	12
02	Nigel Ribeiro	g	6-10	3-6	0-1	1	5	6	3	15	1	2	0	27
11	Arnold Richmond	g	0-3	0-1	0-0	0	0	0	0	0	0	1	0	4
12	Kyle Williams	g	0-0	0-0	0-0	0	0	0	0	0	0	0	0	10
22	Carlton Lowe	f	1-1	1-1	0-0	0	0	0	1	3	0	0	0	4
24	Mark Gray	f	2-2	1-1	0-1	2	4	6	3	5	0	4	2	20
32	Velario Altheimer	g	0-0	0-0	0-0	0	0	0	1	0	0	0	0	2
	Team					0	1	1						
Totals			21-51	6-19	4-7	6	23	29	23	52	8	24	5	200

FG % 1st Half:	14-28	50.0%	2nd Half:	7-23	30.4%	Game:	21-51	41.2%
3FG % 1st Half:	4-9	44.4%	2nd Half:	2-10	20.0%	Game:	6-19	31.6%

2015-16 Box Scores



Official Basketball Box Score - Game Totals - Final Statistics
West Virginia vs Virginia Tech
12/01/15 12:00 PM at Cassell Coliseum, Blacksburg, Va.



West Virginia 68 • 10-4, 0-1

#	Player	Total			3-Ptr			Rebounds			PF	TP	A	TO	Bk	Stl	Min
		FG-FA	FG-FA	FT-FTA	FG-FA	FG-FA	FT-FTA	Off	Def	Total							
01	Jonathan Holton	f	5-8	0-0	2-6	5	8	13	3	12	2	3	1	0	0	22	
23	Esa Ahmad	f	2-3	0-0	2-3	0	2	2	3	6	2	3	0	2	0	20	
41	Devin Williams	f	3-7	0-0	3-4	4	2	6	3	9	1	1	0	0	0	19	
02	Jevon Carter	g	8-10	1-1	1-1	1	1	2	2	18	3	1	0	1	0	22	
04	Daxtar Miles Jr.	g	2-8	0-3	1-2	0	2	2	4	5	2	1	0	2	0	22	
00	Teyvon Myers	g	0-1	0-1	0-0	0	1	1	2	0	0	1	0	0	0	6	
06	Jaysean Paige	g	5-11	2-7	5-8	4	1	5	3	17	1	1	0	0	0	27	
11	Nathan Adrian	g	0-4	0-2	0-0	1	1	2	3	0	1	0	0	2	0	13	
12	Tarik Phillip	g	3-6	1-2	5-7	2	2	4	4	12	2	3	0	2	0	25	
20	Brandon Watkins	g	0-0	0-0	0-0	0	0	0	0	0	1	0	0	0	0	2	
46	Elijah Macon	g	3-3	0-0	3-4	1	3	4	3	9	2	1	3	1	0	22	
	Team					0	1	1									
	Totals		31-61	4-16	22-35	18	24	42	30	88	16	17	4	10	0	200	

FG % 1st Half: 15-28 53.6% 2nd half: 16-33 48.5% Game: 31-61 50.8%
3FG % 1st Half: 2-8 25.0% 2nd half: 2-8 25.0% Game: 4-16 25.0%
FT % 1st Half: 14-20 70.0% 2nd half: 8-15 53.3% Game: 22-35 62.9%

Virginia Tech 63 • 8-5

#	Player	Total			3-Ptr			Rebounds			PF	TP	A	TO	Bk	Stl	Min
		FG-FA	FG-FA	FT-FTA	FG-FA	FG-FA	FT-FTA	Off	Def	Total							
24	Kerry Blackshear Jr.	f	1-1	0-0	0-0	0	1	1	2	2	0	1	0	0	0	3	
32	Zach LeDay	f	2-7	0-0	7-10	2	7	9	4	11	2	1	1	1	0	33	
10	Justin Bibbs	g	1-4	1-3	2-2	0	3	3	2	5	2	4	0	0	0	30	
11	Devin Wilson	g	2-2	0-0	0-2	0	0	0	2	4	1	4	0	1	0	34	
28	Jalen Hudson	g	2-5	1-2	4-6	1	0	1	3	9	0	0	1	0	0	21	
00	Shane Henry	g	4-4	0-0	4-7	1	3	4	5	12	0	1	0	0	0	16	
04	Seth Allen	g	3-6	0-2	4-4	0	2	2	3	10	1	4	0	1	0	18	
05	Justin Robinson	g	1-5	0-0	4-8	0	2	2	4	6	2	4	0	2	0	27	
21	Satchel Pierce	g	2-3	0-0	0-0	0	0	0	3	4	2	0	0	0	0	13	
22	Johnny Hamilton	g	0-1	0-0	0-0	0	0	0	2	0	0	0	0	0	0	5	
	Team					2	0	2									
	Totals		18-38	2-7	25-39	6	18	24	30	63	8	22	2	5	0	200	

FG % 1st Half: 12-20 60.0% 2nd half: 6-18 33.3% Game: 18-38 47.4%
3FG % 1st Half: 2-2 100.0% 2nd half: 0-5 0.0% Game: 2-7 28.6%
FT % 1st Half: 10-18 55.6% 2nd half: 15-21 71.4% Game: 25-39 64.1%

Officials: Roger Ayers, Tim Comer, Brian O'Connell
Technical fouls: West Virginia-None, Virginia Tech-None.
Attendance: 3567

Score by periods	1st	2nd	Total
West Virginia	46	42	88
Virginia Tech	36	27	63

Last FG - WVU 2nd-00:26, VT 2nd-04:08.
Largest lead - WVU by 25 2nd-04:06, VT None.
WVU led for 38:57, VT led for 00:00. Game was tied for 01:02.

Score tied - 1 time.
Lead changed - 0 times.



Official Basketball Box Score - Game Totals - Final Statistics
Virginia vs Virginia Tech
01/01/16 9:00 PM at Cassell Coliseum, Blacksburg, Va.



Virginia 68 • 12-2, 1-1

#	Player	Total			3-Ptr			Rebounds			PF	TP	A	TO	Bk	Stl	Min
		FG-FA	FG-FA	FT-FTA	FG-FA	FG-FA	FT-FTA	Off	Def	Total							
18	Anthony Gill	f	7-9	1-1	2-3	5	3	8	3	17	3	3	1	0	0	35	
21	Isaiah Wilkins	f	2-6	0-0	2-3	2	6	8	3	6	3	1	4	1	0	28	
16	Malcolm Brogdon	g	4-11	1-5	6-6	1	6	7	5	15	4	4	0	1	0	38	
32	London Perrantes	g	7-12	7-9	1-2	0	3	3	3	22	2	2	0	1	0	37	
61	Darius Thompson	g	0-3	0-2	0-0	0	1	1	0	0	1	2	0	2	0	23	
00	Devon Hall	g	1-2	0-1	0-0	0	2	2	0	2	0	2	0	0	0	16	
04	Marial Shayak	g	0-1	0-1	0-0	0	0	0	1	0	2	0	0	0	0	6	
10	Mike Tobey	g	2-2	0-0	0-0	1	1	2	4	4	0	1	1	0	0	9	
11	Evan Nolte	g	0-1	0-1	0-0	0	0	0	1	0	0	0	0	0	0	4	
31	Jarred Reuter	g	1-2	0-0	0-0	1	1	2	2	2	0	1	0	0	0	4	
	Team					0	1	1									
	Totals		24-49	9-20	11-14	10	24	34	22	68	15	16	6	5	0	200	

FG % 1st Half: 8-22 36.4% 2nd half: 16-27 59.3% Game: 24-49 49.0%
3FG % 1st Half: 1-6 16.7% 2nd half: 8-14 57.1% Game: 9-20 45.0%
FT % 1st Half: 4-4 100.0% 2nd half: 7-10 70.0% Game: 11-14 78.6%

Virginia Tech 70 • 10-5, 2-0

#	Player	Total			3-Ptr			Rebounds			PF	TP	A	TO	Bk	Stl	Min
		FG-FA	FG-FA	FT-FTA	FG-FA	FG-FA	FT-FTA	Off	Def	Total							
00	Shane Henry	f	0-0	0-0	0-2	0	4	4	3	0	2	1	0	0	0	9	
32	Zach LeDay	f	8-15	3-4	3-4	3	4	7	3	22	1	1	1	2	0	37	
04	Seth Allen	g	4-11	2-5	3-6	0	2	2	1	13	3	3	0	1	0	34	
10	Justin Bibbs	g	6-10	4-5	0-0	0	0	0	1	16	2	1	0	0	0	33	
28	Jalen Hudson	g	0-7	0-1	2-7	0	0	0	2	7	0	1	0	1	0	15	
05	Justin Robinson	g	1-5	0-1	3-5	0	0	0	1	5	6	0	1	2	0	24	
11	Devin Wilson	g	1-2	0-1	0-0	0	2	2	4	2	2	0	0	1	0	16	
24	Kerry Blackshear Jr.	g	4-6	0-0	2-3	1	5	6	3	10	1	1	0	2	0	32	
	Team					0	1	1									
	Totals		24-51	9-17	13-22	5	17	22	18	70	17	8	2	9	0	200	

FG % 1st Half: 9-25 36.0% 2nd half: 15-25 57.7% Game: 24-51 47.1%
3FG % 1st Half: 3-9 33.3% 2nd half: 6-8 75.0% Game: 9-17 52.9%
FT % 1st Half: 5-8 62.5% 2nd half: 8-14 57.1% Game: 13-22 59.1%

Officials: Bryan Kersey, Brian Dorsey, Pat Driscoll
Technical fouls: Virginia-None, Virginia Tech-None.
Attendance: 6157

Virginia is ranked #4 in the AP Poll.

Score by periods	1st	2nd	Total
Virginia	21	47	68
Virginia Tech	26	44	70

Last FG - VA 2nd-00:30, VT 2nd-02:10.
Largest lead - VA by 4 1st-11:16, VT by 11 2nd-02:10.
VA led for 11:24, VT led for 22:54. Game was tied for 05:42.

Score tied - 9 times.
Lead changed - 8 times.



Official Basketball Box Score - Game Totals - Final Statistics
NC State vs Virginia Tech
01/02/16 2:00 PM at Cassell Coliseum, Blacksburg, Va.



NC State 68 • 10-4, 0-1

#	Player	Total			3-Ptr			Rebounds			PF	TP	A	TO	Bk	Stl	Min
		FG-FA	FG-FA	FT-FTA	FG-FA	FG-FA	FT-FTA	Off	Def	Total							
00	Abdul-Malik Abu	f	3-7	0-0	2-4	1	7	8	3	8	2	0	0	0	0	25	
10	Caleb Martin	f	4-17	3-13	3-3	1	3	4	2	14	0	2	1	0	0	40-	
21	Beclay Araya	f	1-4	0-0	4-10	7	5	12	4	6	1	0	5	0	0	33	
12	Anthony Barber	g	7-21	2-6	5-6	0	7	7	2	21	2	3	0	0	0	45	
24	Maverick Rowan	g	1-8	0-4	4-5	0	1	1	1	6	0	1	0	0	0	24	
04	Lenard Freeman	g	2-4	0-0	2-3	3	3	6	5	6	2	1	1	0	0	31	
16	Cody Martin	g	3-4	0-0	1-2	3	1	4	2	7	0	1	1	1	0	27	
	Team					6	2	8									
	Totals		21-65	5-23	21-33	21	29	50	19	68	7	10	8	1	0	225	

FG % 1st Half: 11-30 36.7% 2nd half: 9-29 31.0% OT: 1-6 16.7% Game: 21-65 32.3%
3FG % 1st Half: 4-12 33.3% 2nd half: 1-8 12.5% OT: 0-3 0.0% Game: 5-23 21.7%
FT % 1st Half: 8-9 88.9% 2nd half: 8-12 66.7% OT: 5-12 41.7% Game: 21-33 63.6%

Virginia Tech 73 • 9-5, 1-0

#	Player	Total			3-Ptr			Rebounds			PF	TP	A	TO	Bk	Stl	Min
		FG-FA	FG-FA	FT-FTA	FG-FA	FG-FA	FT-FTA	Off	Def	Total							
00	Shane Henry	f	0-3	0-0	0-4	0	4	4	2	0	0	0	2	0	0	17	
32	Zach LeDay	f	2-6	0-1	5-6	5	7	12	4	9	1	0	3	1	0	41	
04	Seth Allen	g	9-19	3-5	2-2	1	3	4	3	23	1	2	1	1	0	39	
10	Justin Bibbs	g	0-5	0-3	2-2	0	2	2	2	0	0	0	0	0	0	30	
28	Jalen Hudson	g	10-21	1-5	2-3	2	1	3	5	23	0	1	1	0	0		

2015-16 Box Scores



Official Basketball Box Score - Game Totals - Final Statistics
Wake Forest vs Virginia Tech
01/13/16 8:00 PM at Cassell Coliseum, Blacksburg, Va.



Wake Forest 91 • 10-6, 1-3

#	Player	Total			3-Ptr			Rebounds			PF	TP	A	TO	Blk	Stl	Min
		FG	FGA	FT	FTA	Off	Def	Total									
02	Devin Thomas	f	6-10	0-0	4-6	4	7	11	4	16	4	1	4	0	34		
04	Dinos Mitoglou	f	5-11	3-9	1-2	1	4	5	4	14	0	2	0	2	32		
00	Codi Miller-McIntyre	g	8-11	3-3	3-5	2	2	4	4	22	5	2	0	0	32		
10	Mitchell Wilbekin	g	5-10	3-5	0-0	0	1	1	3	13	4	1	0	0	36		
18	Bryant Crawford	g	4-7	1-3	4-5	0	4	4	3	13	3	5	0	1	30		
04	Doral Moore		0-0	0-0	0-0	0	0	0	1	0	0	0	0	0	1		
11	Greg McClinton		0-0	0-0	0-0	0	1	1	0	0	0	0	0	0	5		
20	John Collins		1-1	0-0	0-0	0	0	0	0	2	0	0	0	0	5		
28	Rondale Watson		4-4	3-3	0-0	0	1	1	4	11	1	1	0	1	16		
25	Cornelius Hudson		0-2	0-1	0-0	1	3	4	2	0	0	3	0	0	9		
	Team					0	0	0									
	Totals		33-56	13-24	12-18	8	23	31	25	91	17	16	4	4	200		

FG % 1st Half: 15-29 51.7% 2nd half: 18-27 66.7% Game: 33-56 58.9%
3FG % 1st Half: 3-10 30.0% 2nd half: 10-14 71.4% Game: 13-24 54.2%
FT % 1st Half: 5-6 83.3% 2nd half: 7-12 58.3% Game: 12-18 66.7%

Virginia Tech 93 • 11-6, 3-1

#	Player	Total			3-Ptr			Rebounds			PF	TP	A	TO	Blk	Stl	Min
		FG	FGA	FT	FTA	Off	Def	Total									
00	Shane Henry	f	2-2	0-0	0-0	0	3	3	0	4	0	0	0	0	11		
32	Zach LeDay	f	6-10	4-4	4-5	0	3	3	3	20	4	2	0	0	27		
04	Seth Allen	g	2-7	0-3	2-3	0	1	1	2	6	4	1	0	0	32		
10	Justin Bibbs	g	12-18	3-7	5-5	1	1	2	1	32	2	1	0	0	38		
28	Jalen Hudson	g	0-3	0-1	2-2	0	1	1	2	7	1	1	0	0	16		
05	Justin Robinson		3-9	1-2	10-12	0	4	4	2	17	2	1	1	0	34		
11	Devin Wilson		0-1	0-0	0-0	0	0	0	1	0	0	0	0	3	14		
21	Satchel Pierce		2-4	0-0	2-2	4	0	4	3	6	1	0	0	1	15		
24	Kerry Blackshear Jr.		1-2	0-1	4-6	1	2	3	4	6	0	0	0	1	13		
	Team					1	0	1									
	Totals		28-56	8-18	29-35	7	15	22	18	93	14	6	1	8	200		

FG % 1st Half: 15-29 51.7% 2nd half: 13-27 48.1% Game: 28-56 50.0%
3FG % 1st Half: 4-10 40.0% 2nd half: 4-8 50.0% Game: 8-18 44.4%
FT % 1st Half: 11-12 91.7% 2nd half: 18-23 78.3% Game: 29-35 82.9%

Officials: Joe Lindsay, Brian O'Connell, Louie Andralakos
Technical fouls: Wake Forest-Bryant Crawford, Virginia Tech-Justin Robinson.

Attendance: 4985
Flagrant 1 foul on WF #44 - 12:45 2nd Half

Score by periods	1st	2nd	Total
Wake Forest	38	53	91
Virginia Tech	45	48	93

Points	In	Off	2nd	Fast	Bench
WF	Paint	T/O	Chance	Break	
WT	34	7	9	7	13
VT	34	24	11	6	29

Score tied - 6 times.
Lead changed - 7 times.

Official Basketball Box Score - Game Totals - Final Statistics

Virginia Tech vs Notre Dame
1/20/16 7 PM at Notre Dame, Ind. - Purcell Pavilion

Virginia Tech 81 • 12-7, 4-2

#	Player	Total			3-Ptr			Rebounds			PF	TP	A	TO	Blk	Stl	Min
		FG	FGA	FT	FTA	Off	Def	Total									
00	Shane Henry	f	4-4	0-0	3-7	1	2	3	4	11	0	1	1	0	20		
32	Zach LeDay	f	7-11	2-2	6-7	0	2	2	4	22	1	1	0	0	32		
04	Seth Allen	g	5-14	1-5	9-11	0	2	2	20	8	3	0	1	30			
10	Justin Bibbs	g	5-10	2-6	0-0	0	3	3	1	12	1	0	0	0	39		
28	Jalen Hudson	g	4-11	1-2	0-0	1	6	7	2	9	1	1	0	1	32		
05	Justin Robinson		1-3	1-3	0-0	0	2	2	3	3	2	1	0	1	16		
11	Devin Wilson		0-0	0-0	0-0	0	0	0	2	0	0	2	0	0	11		
21	Satchel Pierce		0-0	0-0	0-0	0	1	1	1	0	0	0	0	0	1		
24	Kerry Blackshear Jr.		1-1	0-0	2-2	2	1	3	5	4	1	1	1	1	19		
	Team					2	2	4									
	Totals		27-54	7-18	20-27	6	21	27	24	81	14	11	2	4	200		

FG % 1st Half: 16-29 55.2% 2nd half: 11-25 44.0% Game: 27-54 50.0%
3FG % 1st Half: 4-11 36.4% 2nd half: 3-7 42.9% Game: 7-18 38.9%
FT % 1st Half: 9-13 69.2% 2nd half: 11-14 78.6% Game: 20-27 74.1%

Notre Dame 83 • 13-5, 4-2

#	Player	Total			3-Ptr			Rebounds			PF	TP	A	TO	Blk	Stl	Min
		FG	FGA	FT	FTA	Off	Def	Total									
08	V.J. Beachern	f	3-9	2-5	0-2	1	2	3	3	8	0	0	0	1	29		
04	Matt Ryan	f	1-4	1-4	1-2	0	2	2	4	0	0	0	0	0	12		
80	Zach Auguste	f	8-11	0-0	6-10	6	9	15	4	22	1	2	1	0	34		
12	Demetrius Jackson	g	7-11	1-2	3-3	1	1	2	3	18	4	2	0	2	37		
82	Steve Vasturia	g	4-11	1-4	5-5	0	2	2	14	5	2	1	0	0	40-		
00	Rex Pflueger		1-3	0-2	0-0	2	1	3	2	2	0	0	0	2	18		
01	Austin Torres		0-0	0-0	0-0	0	0	0	0	0	0	0	0	0	1		
05	Matt Farrell		0-0	0-0	0-0	0	0	0	0	0	0	0	0	0	2		
86	Borzie Colson		5-8	0-0	5-6	0	5	5	4	15	0	3	1	0	27		
	Team					0	3	3									
	Totals		29-57	5-17	20-28	10	25	35	20	83	10	9	3	5	200		

FG % 1st Half: 12-26 46.2% 2nd half: 17-31 54.8% Game: 29-57 50.9%
3FG % 1st Half: 4-11 36.4% 2nd half: 1-6 16.7% Game: 5-17 29.4%
FT % 1st Half: 9-12 75.0% 2nd half: 11-16 68.8% Game: 20-27 74.1%

Officials: Roger Ayers, Jeffrey Anderson, James Breeding
Technical fouls: Virginia Tech-None, Notre Dame-None.

Score by periods	1st	2nd	Total
Virginia Tech	43	36	81
Notre Dame	37	46	83

Points	In	Off	2nd	Fast	Bench
VT	Paint	T/O	Chance	Break	
VT	40	6	2	4	7
ND	44	16	8	0	17

Score tied - 10 times.
Lead changed - 14 times.

Official Basketball Box Score - Game Totals - Final Statistics

Virginia Tech vs Georgia Tech
1/16/16 12 p.m. at McCamish Pavilion, Atlanta, Ga.

Virginia Tech 78 • 12-6, 4-1 ACC

#	Player	Total			3-Ptr			Rebounds			PF	TP	A	TO	Blk	Stl	Min
		FG	FGA	FT	FTA	Off	Def	Total									
00	Henry, Shane	f	1-1	0-0	0-0	0	2	2	3	2	0	1	0	0	9		
32	LeDay, Zach	f	7-15	1-4	6-8	1	6	7	1	21	0	2	4	0	33		
04	Allen, Seth	g	1-4	0-1	11-13	0	2	2	3	13	4	5	1	2	26		
10	Bibbs, Justin	g	2-8	2-5	2-2	0	5	2	8	1	0	0	0	0	33		
28	Hudson, Jalen	g	3-6	1-1	0-2	0	1	1	0	7	2	0	0	0	21		
05	Robinson, Justin		4-7	0-1	1-2	0	2	2	9	4	1	0	1	23			
11	Wilson, Devin		1-1	0-0	2-2	0	0	0	1	4	1	1	0	1	24		
21	Pierce, Satchel		2-3	0-0	0-0	0	3	3	4	4	0	1	0	0	6		
24	Blackshear Jr, Kerry		2-6	0-0	6-7	4	2	6	3	10	0	2	0	1	25		
	Team					0	3	3									
	Totals		23-51	4-12	28-36	5	26	31	19	78	12	14	5	5	200		

FG % 1st Half: 13-27 48.1% 2nd half: 10-24 41.7% Game: 23-51 45.1%
3FG % 1st Half: 2-5 40.0% 2nd half: 2-7 28.6% Game: 4-12 33.3%
FT % 1st Half: 5-9 55.6% 2nd half: 23-27 85.2% Game: 28-36 77.8%

Georgia Tech 77 • 11-7, 1-4 ACC

#	Player	Total			3-Ptr			Rebounds			PF	TP	A	TO	Blk	Stl	Min
		FG	FGA	FT	FTA	Off	Def	Total									
00	Mitchell, Charles	f	3-8	0-0	0-2	3	2	5	5	6	3	2	1	1	23		
12	Stephens, Quinton	f	1-3	0-2	2-2	1	2	3	2	4	1	0	1	0	13		
88	White, James	f	1-3	0-0	0-2	0	5	3	2	0	0	3	0	0	19		
02	Smith, Adam	g	2-13	1-7	0-0	0	1	1	3	5	3	0	0	0	31		
08	Georges-Hunt, Marcus	g	11-18	2-4	3-4	1	3	4	2	27	2	4	0	0	34		
01	Jackson, Tadic		3-5	1-2	0-0	0	2	2	1	7	1	2	0	0	14</		

2015-16 Box Scores



Official Basketball Box Score - Game Totals - Final Statistics
Louisville vs Virginia Tech
01/27/16 8:00 PM at Cassell Coliseum, Blacksburg, Va.



Louisville 91 • 17-3, 6-1

#	Player	Total		3-Ptr		Rebounds			PF	TP	A TO	Bk	Stl	Min
		FG	FGA	FG	FGA	FT	FTA	Off						
10	Jaylen Johnson	f	5-9	1-1	0-1	2	7	9	2	11	3	1	0	29
32	Chinanu Onuaku	f	4-4	0-0	1-1	1	4	5	9	0	3	2	0	14
00	Darnion Lee	g	6-8	6-7	11-12	0	5	5	2	29	6	5	0	14
02	Quentin Snider	g	1-8	1-3	2-2	0	1	1	2	5	2	0	0	34
08	Trey Lewis	g	6-14	4-7	6-6	2	3	5	2	22	1	1	0	32
05	Malz Stockman	g	2-2	0-0	0-2	1	0	1	1	4	0	0	1	9
12	Ray Spalding	g	0-0	0-0	4-6	0	2	2	4	4	1	0	0	11
14	Anas Mahmoud	g	2-5	0-0	0-0	0	0	0	5	4	0	0	3	15
22	David Levitch	g	0-0	0-0	0-0	0	0	0	0	0	1	0	0	2
45	Donovan Mitchell	g	1-2	0-0	1-4	1	0	1	3	3	2	3	0	14
	Team					1	1	2						
	Totals		27-52	12-18	25-34	8	23	31	26	91	19	15	7	200

FG % 1st Half: 14-30 46.7% 2nd half: 13-22 59.1% Game: 27-52 51.9% Deadball Rebounds 4
3FG % 1st Half: 5-8 62.5% 2nd half: 7-10 70.0% Game: 12-18 66.7%
FT % 1st Half: 5-8 62.5% 2nd half: 20-26 76.9% Game: 25-34 73.5%

Virginia Tech 83 • 12-9, 4-4

#	Player	Total		3-Ptr		Rebounds			PF	TP	A TO	Bk	Stl	Min
		FG	FGA	FG	FGA	FT	FTA	Off						
00	Shane Henry	f	0-2	0-0	0-0	0	3	3	4	0	0	0	0	18
32	Zach LeDay	f	6-11	0-1	8-8	1	2	3	4	20	1	1	2	38
04	Seth Allen	g	6-13	1-7	13-14	0	4	4	3	26	2	4	0	30
10	Justin Bibbs	g	4-7	2-4	0-0	0	2	2	4	10	1	2	0	24
28	Jalen Hudson	g	7-14	1-7	17-14	7	5	7	3	27	1	2	0	37
05	Justin Robinson	g	0-2	0-1	0-0	0	0	0	1	0	2	1	0	16
11	Devin Wilson	g	0-0	0-0	0-0	1	0	1	3	0	0	0	0	14
22	Johnny Hamilton	g	0-2	0-0	0-2	2	2	4	1	0	0	0	0	9
24	Kerry Blackshear Jr.	g	0-0	0-0	0-0	0	0	0	5	0	0	0	0	14
	Team					2	2	4						
	Totals		23-51	4-15	33-38	8	20	28	28	83	7	12	2	200

FG % 1st Half: 8-22 36.4% 2nd half: 15-29 51.7% Game: 23-51 45.1% Deadball Rebounds 2,2
3FG % 1st Half: 1-6 16.7% 2nd half: 3-9 33.3% Game: 4-15 26.7%
FT % 1st Half: 17-18 94.4% 2nd half: 16-20 80.0% Game: 33-38 86.8%

Officials: Brian Dorsey, Jerry Heater, Michael Roberts
Technical fouls: Louisville-None, Virginia Tech-None.
Attendance: 7084

Score by periods	1st	2nd	Total
Louisville	38	53	91
Virginia Tech	34	49	83

Last FG - LOU 2nd-01:29, VT 2nd-00:19.
Largest lead - LOU by 11 2nd-02:57, VT by 8 1st-10:44.
LOU led for 28:43, VT led for 09:20, Game was tied for 01:56.

Points	In	Off	2nd	Fast	Bench
LOU	28	8	9	4	15
VT	30	11	6	6	0

Score tied - 4 times.
Lead changed - 6 times.

Official Basketball Box Score - Game Totals - Final Statistics
Virginia Tech vs Pitt
1/31/16 6:30 PM at Petersen Events Center (Pittsburgh, PA)

Virginia Tech 71 • (12-10, 4-5 ACC)

#	Player	Total		3-Ptr		Rebounds			PF	TP	A TO	Bk	Stl	Min
		FG	FGA	FG	FGA	FT	FTA	Off						
00	Shane Henry	f	1-1	0-0	0-0	0	1	1	2	0	0	0	0	9
32	Zach LeDay	f	5-13	1-4	1-2	3	6	9	5	12	1	3	1	32
04	Seth Allen	g	7-10	5-5	9-12	1	5	6	3	28	3	5	1	33
10	Justin Bibbs	g	4-9	2-6	2-2	2	4	6	1	12	1	1	0	34
28	Jalen Hudson	g	4-6	3-4	2-2	0	0	0	3	13	0	2	0	15
05	Justin Robinson	g	0-2	0-0	0-0	0	1	1	0	0	4	1	0	21
11	Devin Wilson	g	0-4	0-2	0-0	0	3	3	2	0	4	3	0	27
21	Satchel Pierce	g	0-0	0-0	0-0	0	0	0	3	0	0	2	0	3
22	Johnny Hamilton	g	0-0	0-0	0-0	0	0	0	0	0	0	0	0	4
24	Kerry Blackshear, Jr	g	2-6	0-0	0-2	3	0	3	2	4	0	2	1	22
	Team					2	1	3						
	Totals		23-51	11-21	14-20	11	21	32	20	71	13	20	3	5

FG % 1st Half: 11-25 44.0% 2nd half: 12-26 46.2% Game: 23-51 45.1% Deadball Rebounds 2
3FG % 1st Half: 5-9 55.6% 2nd half: 6-12 50.0% Game: 11-21 52.4%
FT % 1st Half: 5-9 55.6% 2nd half: 9-11 81.8% Game: 14-20 70.0%

Pitt 90 • (17-4, 6-3 ACC)

#	Player	Total		3-Ptr		Rebounds			PF	TP	A TO	Bk	Stl	Min	
		FG	FGA	FG	FGA	FT	FTA	Off							Def
01	Jamel Artis	f	5-11	1-4	0-1	2	4	6	3	11	4	2	0	1	24
02	Michael Young	f	6-9	0-0	1-3	3	4	7	0	13	5	3	0	0	28
21	Sheldon Jeter	f	9-13	0-2	5-6	4	3	7	3	23	1	1	1	23	
00	James Robinson	g	3-8	0-3	2-2	0	1	1	3	8	11	0	0	1	34
18	Starling Smith	g	2-8	2-6	0-0	0	2	2	6	5	0	0	1	21	
03	Damon Wilson	g	3-4	1-1	1-1	1	1	1	8	2	0	0	0	11	
04	Ryan Luther	g	4-5	1-1	0-0	1	1	2	1	9	0	2	0	18	
05	Rafael Maia	g	0-0	0-0	0-0	0	0	0	0	0	0	0	0	2	
12	Chris Jones	g	0-1	0-1	0-0	0	1	1	3	0	2	1	0	13	
23	Cameron Johnson	g	3-8	3-7	0-0	1	1	2	0	9	0	0	0	16	
24	Mike Luskak	g	0-0	0-0	0-0	0	0	0	0	0	0	0	0	1	
33	Alonzo Nelson-Ododa	g	0-0	0-0	1-2	0	1	1	1	0	0	0	0	1	
80	Ryan Swoley	g	1-1	0-0	0-0	0	0	0	0	2	0	0	0	1	
	Team					3	1	4							
	Totals		36-68	8-25	10-15	14	20	34	17	90	30	9	4	8	

FG % 1st Half: 16-27 59.3% 2nd half: 20-41 48.8% Game: 36-68 52.9% Deadball Rebounds 2,1
3FG % 1st Half: 5-14 35.7% 2nd half: 3-11 27.3% Game: 8-25 32.0%
FT % 1st Half: 4-5 80.0% 2nd half: 6-10 60.0% Game: 10-15 66.7%

Officials: Ed Corbett (R), Tim Kelly, Brian O'Connell
Technical fouls: Virginia Tech-None, Pitt-None.
Attendance: 10049

Score by periods	1st	2nd	Total
Virginia Tech	32	39	71
Pitt	41	49	90

Last FG - VT 2nd-00:24, UP 2nd-00:17.
Largest lead - VT by 3 1st-18:29, UP by 22 2nd-08:20.
VT led for 00:37, UP led for 36:64, Game was tied for 03:24.

Score tied - 6 times.
Lead changed - 2 times.

Official Basketball Box Score - Game Totals - Final Statistics
Virginia Tech vs Syracuse
2/2/16 8:06 p.m. at Carrier Dome, Syracuse, N.Y.

Virginia Tech 60 • (12-11) (4-6)

#	Player	Total		3-Ptr		Rebounds			PF	TP	A TO	Bk	Stl	Min	
		FG	FGA	FG	FGA	FT	FTA	Off							Def
02	Zach LeDay	f	6-11	0-1	1-2	3	5	8	3	13	2	3	0	2	35
04	Seth Allen	g	4-12	2-6	1-2	0	4	4	2	11	4	4	0	1	39
10	Justin Bibbs	g	6-16	3-10	1-2	1	10	11	3	16	3	3	0	1	43
11	Devin Wilson	g	1-1	1-1	0-0	0	0	0	4	3	2	3	0	1	27
28	Jalen Hudson	g	0-7	0-4	2-2	0	0	0	0	3	2	1	0	0	18
05	Justin Robinson	g	2-5	1-2	2-4	2	2	4	3	7	1	0	0	1	32
21	Satchel Pierce	g	0-1	0-0	0-0	0	0	0	2	0	2	0	1	9	
24	Kerry Blackshear Jr.	g	4-5	0-0	0-1	1	3	4	4	8	2	0	2	0	21
28	Matt Galloway	g	0-0	0-0	0-0	0	0	0	0	0	0	0	0	1	
	Team					4	2	6							
	Totals		23-58	7-24	7-13	11	26	37	24	60	16	14	2	7	

FG % 1st Half: 11-22 50.0% 2nd half: 10-29 34.5% OT: 2-7 28.6% Game: 23-58 39.7% Deadball Rebounds 4
3FG % 1st Half: 5-11 45.5% 2nd half: 2-10 20.0% OT: 0-3 0.0% Game: 7-24 29.2%
FT % 1st Half: 3-6 50.0% 2nd half: 4-6 66.7% OT: 0-1 0.0% Game: 7-13 53.8%

Syracuse 68 • (16-8) (6-5)

#	Player	Total		3-Ptr		Rebounds			PF	TP	A TO	Bk	Stl	Min	
		FG	FGA	FG	FGA	FT	FTA	Off							Def
21	Tyler Robinson	f	4-6	0-0	4-8	6	9	15	2	12	1	3	1	0	41
23	Malachi Richardson	f	4-13	3-8	2-3	0	3	3	2	13	4	2	0	0	42
02	Daluan Coleman	c	0-2	0-0	3-4	2	4	6	1	3	0	0	1	0	16
00	Michael Gbinije	g	6-13	2-6	3-4	1	2	3	4	17	3	3	2	0	43
10	Trevor Cooney	g	2-10	2-8	3-7	1	2	3	1	9	3	1	0	3	45
01	Franklin Howard	g	0-1	0-0	1-2	0	1	1	1	1	0	2	1	1	9

2015-16 Box Scores



Official Basketball Box Score - Game Totals - Final Statistics
Virginia Tech vs Virginia
February 6, 2016 8:30 PM Charlottesville, Va. CJPB



Virginia Tech 49 - 13-12, 5-7 ACC

#	Player	Total		3-Ptr		Rebounds		PF	TP	A	TO	Blk	Stl	Min
		FG-FGA	FG-FGA	FT-FTA	Off	Def	Off							
11	Devin Wilson	0-3	0-1	0-0	0	3	3	4	0	2	1	0	0	34
24	Kerry Blackshear Jr.	0-0	0-0	0-0	1	3	4	2	0	1	1	0	1	31
10	Justin Bibbs	2-8	0-2	0-0	0	2	2	2	4	0	1	0	0	27
02	Justin Robinson	4-5	2-2	0-0	1	1	1	1	16	1	3	0	0	28
04	Seth Allen	3-0	0-2	0-0	0	1	1	2	6	2	1	0	1	30
00	Shane Henry	0-0	0-0	0-0	0	0	0	0	0	0	0	0	0	1
15	Chris Clarke	4-7	0-0	3-4	1	3	4	2	11	0	2	0	2	13
22	Jalen Hudson	2-8	1-3	0-2	1	2	3	1	5	0	1	0	1	21
32	Zach LeDay	1-7	1-4	4-4	0	4	4	4	7	1	4	0	1	17
33	Matt Galloway	0-0	0-0	0-0	0	0	0	0	0	0	0	0	0	0
	Team				4	0	4							
	Totals	16-45	4-14	13-17	7	19	26	18	49	7	15	0	6	200
	FG % 1st Half: 7-20 35.0%	2nd Half: 9-25 36.0%	Game: 16-45 35.6%											
	3FG % 1st Half: 2-8 25.0%	2nd Half: 2-8 25.0%	Game: 4-14 28.6%											
	FT % 1st Half: 4-6 66.7%	2nd Half: 9-11 81.8%	Game: 13-17 76.5%											

Virginia Tech 67 - 20-4, 9-3 ACC

#	Player	Total		3-Ptr		Rebounds		PF	TP	A	TO	Blk	Stl	Min
		FG-FGA	FG-FGA	FT-FTA	Off	Def	Off							
15	Melodrin Brogdon	4-12	1-4	3-3	1	2	3	2	12	3	2	0	0	31
00	Devon Hall	1-6	0-3	0-0	1	4	5	3	2	5	2	3	0	29
32	London Parrante	1-4	1-1	3-3	0	5	5	1	6	4	2	0	1	32
13	Anthony King	6-11	0-0	4-5	1	1	2	1	16	1	1	1	0	29
21	Isaiah Wilkins	5-7	0-1	4-4	3	1	4	4	14	1	1	1	1	23
04	Marial Shayok	0-0	0-0	0-0	0	2	2	1	0	0	2	0	1	11
10	Mike Tobey	4-5	0-0	2-3	3	1	4	2	10	0	0	1	0	11
11	Evan Nolte	2-3	0-1	0-0	0	2	2	0	4	1	0	1	1	15
31	Jarred Reuter	0-0	0-0	0-0	0	0	0	0	0	0	0	0	0	2
51	Darius Thompson	1-1	0-0	1-2	0	2	2	1	3	0	1	0	1	17
	Team				1	3	4							
	Totals	24-49	2-10	17-20	7	23	30	15	67	18	10	8	4	200
	FG % 1st Half: 13-27 48.1%	2nd Half: 11-22 50.0%	Game: 24-49 48.0%											
	3FG % 1st Half: 2-8 25.0%	2nd Half: 0-2 0.0%	Game: 2-10 20.0%											
	FT % 1st Half: 4-4 100.0%	2nd Half: 13-18 72.2%	Game: 17-20 85.0%											

Officials: Mike Eades, Joe Lindsay, Michael Roberts
Technical fouls: Virginia Tech-Jalen Hudson (1). Virginia Tech-None.
Attendance: 14,365

Score by periods	1st	2nd	Total
Virginia Tech	20	29	49
Virginia	32	35	67

Last FG - VT 2nd-08:12, VA 2nd-03:57
Largest lead - VT None, VA by 22 2nd-03:51
VT led for 38, VA led for 32:41. Game was tied for 1:18.

Score tied - 8 times.
Lead changed - 8 times.



Official Basketball Box Score - Game Totals - Final Statistics
Florida State vs Virginia Tech
02/20/16 3:00 PM at Cassell Coliseum, Blacksburg, Va.



Florida State 73 - 16-11, 6-9

#	Player	Total		3-Ptr		Rebounds		PF	TP	A	TO	Blk	Stl	Min
		FG-FGA	FG-FGA	FT-FTA	Off	Def	Off							
16	Bojanovsky, Boris	5-6	0-0	1-1	1	5	6	2	11	0	1	4	0	20
04	Bacon, Dwayne	8-16	5-10	1-2	1	2	3	3	22	1	3	0	0	30
06	Beasley, Malik	3-12	2-6	3-4	4	4	8	4	11	2	3	0	1	33
22	Rathan-Mayes, Xavier	4-9	0-3	6-8	0	2	2	4	14	1	1	0	2	30
22	Brandon, Mantay	0-2	0-0	1-2	2	5	7	0	1	2	0	0	0	27
01	Bookert, Devon	1-7	0-4	2-2	1	1	2	3	4	1	1	0	0	24
08	Bell, Benji	0-0	0-0	0-0	0	0	0	0	0	2	1	0	0	7
14	Mann, Terance	0-0	0-0	2-2	0	1	1	1	2	0	0	0	0	12
21	Kourmadje, Chris	0-0	0-0	0-0	0	0	0	1	0	0	0	0	0	2
23	Smith, Jarquez	4-5	0-0	0-0	2	2	4	3	8	0	1	0	1	15
	Team				1	1	2							
	Totals	25-57	7-23	16-21	12	23	35	21	73	9	12	4	4	200
	FG % 1st Half: 14-30 46.7%	2nd Half: 11-29 37.9%	Game: 25-57 43.9%											
	3FG % 1st Half: 5-12 41.7%	2nd Half: 2-11 18.2%	Game: 7-23 30.4%											
	FT % 1st Half: 12-15 80.0%	2nd Half: 4-6 66.7%	Game: 16-21 76.2%											

Virginia Tech 83 - 14-13, 6-B

#	Player	Total		3-Ptr		Rebounds		PF	TP	A	TO	Blk	Stl	Min
		FG-FGA	FG-FGA	FT-FTA	Off	Def	Off							
22	Zach LeDay	6-9	0-0	0-2	0	3	3	3	12	0	2	1	3	30
22	Johnny Hamilton	0-1	0-0	0-0	1	0	1	1	0	1	0	0	0	6
06	Justin Robinson	4-5	3-3	2-5	1	1	2	3	13	1	2	0	0	20
10	Justin Bibbs	3-10	2-5	4-4	2	4	6	1	12	3	1	0	1	37
28	Jalen Hudson	4-11	2-5	3-4	2	1	3	13	2	3	0	0	0	26
00	Shane Henry	1-1	0-0	0-2	0	2	2	1	2	0	0	1	1	12
04	Seth Allen	7-11	4-5	5-7	0	5	5	3	23	2	0	0	1	25
11	Devin Wilson	1-2	0-1	0-0	0	2	2	2	2	2	1	0	1	27
16	Chris Clarke	2-3	0-0	1-1	1	1	2	0	5	0	0	0	0	6
21	Satchel Pierce	0-0	0-0	1-2	0	0	0	1	1	0	0	0	0	2
24	Kerry Blackshear Jr.	0-0	0-0	0-0	0	1	1	2	0	0	1	0	0	9
	Team				1	1	2							
	Totals	28-53	11-19	16-27	8	21	29	20	83	11	10	2	7	200
	FG % 1st Half: 14-30 46.7%	2nd Half: 14-23 60.9%	Game: 28-53 52.8%											
	3FG % 1st Half: 5-10 50.0%	2nd Half: 6-9 66.7%	Game: 11-19 57.9%											
	FT % 1st Half: 4-12 33.3%	2nd Half: 12-15 80.0%	Game: 16-27 59.3%											

Officials: Jerry Heater, Tim Comer, Lamar Simpson
Technical fouls: Florida State-None. Virginia Tech-None.
Attendance: 9567

Score by periods	1st	2nd	Total
Florida State	45	28	73
Virginia Tech	37	46	83

Points	In	Off	2nd	Fast	Bench
FS	32	10	13	4	14
VT	34	13	7	11	33

Official Basketball Box Score - Game Totals - Final Statistics
Virginia Tech vs Miami
02-17-16 9 p.m. at BankUnited Center | Coral Gables, Fla.

Virginia Tech 49 - 13-13 (5-0)

#	Player	Total		3-Ptr		Rebounds		PF	TP	A	TO	Blk	Stl	Min
		FG-FGA	FG-FGA	FT-FTA	Off	Def	Off							
24	Kerry Blackshear Jr.	2-6	0-1	1-2	1	7	8	4	5	0	0	0	1	23
32	Zach LeDay	2-9	0-3	2-2	2	1	3	3	6	0	0	0	0	22
04	Seth Allen	1-6	1-2	2-2	0	0	0	3	5	1	5	0	0	19
10	Justin Bibbs	2-9	2-6	2-2	0	2	2	0	8	1	2	0	0	36
11	Devin Wilson	0-3	0-1	0-1	1	4	5	0	0	2	1	0	2	25
00	Shane Henry	0-0	0-0	0-0	0	1	1	1	0	0	0	0	2	4
06	Justin Robinson	5-9	1-4	1-1	1	0	1	2	12	3	3	0	4	29
15	Chris Clarke	2-7	0-1	3-4	5	2	7	0	7	1	2	0	1	24
22	Jalen Hudson	2-5	2-2	0-0	1	0	1	2	6	0	2	0	0	18
	Team				3	2	5							
	Totals	16-54	6-20	11-14	14	19	33	15	49	8	16	2	8	200
	FG % 1st Half: 8-25 32.0%	2nd Half: 8-25 32.0%	Game: 16-54 29.6%											
	3FG % 1st Half: 3-10 30.0%	2nd Half: 3-10 30.0%	Game: 6-20 30.0%											
	FT % 1st Half: 3-5 60.0%	2nd Half: 8-9 88.9%	Game: 11-14 78.6%											

Miami 65 - 21-4 (10-3)

#	Player	Total		3-Ptr		Rebounds		PF	TP	A	TO	Blk	Stl	Min
		FG-FGA	FG-FGA	FT-FTA	Off	Def	Off							
21	Murphy,Kamari	2-3	0-0	2-4	2	8	10	2	6	0	1	1	1	29

2015-16 Box Scores

Official Basketball Box Score -- Game Totals -- Final Statistics Virginia Tech vs Wake Forest 02/28/16 6:30 p.m. at Winston-Salem, N.C. (LVM Coliseum)

Virginia Tech 81 = 16-13 (6-8)

#	Player	Total			3-Ptr			Rebounds			PF	TP	A	TO	Blk	Stl	Min
		FG	FGA	FT	FTA	Off	Def	Total									
32	Zach LeDay	4	10	1-4	8-12	2	6	8	3	17	2	2	0	2	36		
22	Johnny Hamilton	1	1	0-0	0-0	1	1	2	0	2	0	1	1	0	3		
06	Justin Robinson	5	9	1-3	4-4	0	1	1	1	15	1	2	0	0	33		
10	Justin Bibbs	7	13	3-6	5-6	0	5	5	1	22	1	1	0	2	36		
28	Jalen Hudson	1	2	1-2	0-0	0	0	0	1	3	0	0	0	1	15		
00	Shane Henry	0	0	0-0	0-0	2	0	2	3	0	0	0	0	0	5		
04	Seth Allen	5	10	1-3	3-4	0	2	2	5	14	1	3	0	2	21		
11	Devin Wilson	0	0	0-0	0-0	0	0	0	3	0	2	2	0	0	14		
16	Chris Clarke	2	6	0-1	2-3	2	4	6	2	6	1	2	0	3	25		
24	Kerry Blackshear Jr.	0	1	0-0	2-4	1	2	3	3	2	3	1	1	0	12		
	Team					0	1	1									
Totals		25	52	7-19	24-33	8	22	30	22	81	11	14	2	10	200		

FG % 1st Half: 15-30 50.0% 2nd half: 10-22 45.5% Game: 25-52 48.1%
3FG % 1st Half: 6-14 42.9% 2nd half: 1-5 20.0% Game: 7-19 36.8%
FT % 1st Half: 1-3 33.3% 2nd half: 23-30 76.7% Game: 24-33 72.7%

Wake Forest 74 = 11-18 (2-15)

#	Player	Total			3-Ptr			Rebounds			PF	TP	A	TO	Blk	Stl	Min
		FG	FGA	FT	FTA	Off	Def	Total									
02	Devin Thomas	5	6	0-0	3-5	3	3	6	4	13	1	3	1	2	23		
51	Grant O'Brien	0	0	0-0	0-0	0	0	0	0	0	0	0	0	0	3		
00	Codi Miller-McIntyre	7	10	0-2	5-5	1	1	2	4	19	2	2	0	2	34		
13	Bryant Crawford	6	17	1-8	3-4	1	5	6	2	16	7	3	1	2	36		
35	Stephen Prendergast	0	1	0-0	0-0	0	0	0	0	0	0	0	0	0	3		
04	Doral Moore	0	1	0-0	2-3	1	4	5	3	2	0	4	1	0	8		
10	Mitchell Wilbekin	3	6	3-6	2-2	2	2	2	11	0	2	0	1	1	31		
11	Greg McClinton	0	0	0-0	0-0	0	1	1	0	0	0	0	0	0	5		
20	John Collins	1	3	0-0	3-5	2	4	6	4	5	0	2	0	0	15		
23	Rondale Watson	2	4	0-0	0-1	0	1	1	4	4	0	0	0	0	17		
40	Anthony Bilas	0	0	0-0	0-0	0	0	0	0	0	0	0	0	0			
44	Dinos Mitoglou	2	5	0-3	0-0	0	4	4	2	4	0	3	1	0	25		
62	Britton Anderson	0	0	0-0	0-0	0	0	0	0	0	0	0	0	0			
	Team					1	1	2									
Totals		26	53	4-19	18-25	9	26	35	25	74	10	19	4	7	200		

FG % 1st Half: 14-29 48.3% 2nd half: 12-24 50.0% Game: 26-53 49.1%
3FG % 1st Half: 3-11 27.3% 2nd half: 1-8 12.5% Game: 4-19 21.1%
FT % 1st Half: 5-7 71.4% 2nd half: 13-18 72.2% Game: 18-25 72.0%

Officials: Joe Lindsay, Tim Clougherty, Tim Nestor
Technical fouls: Virginia Tech-None, Wake Forest-None.
Attendance: 9484

Score by periods	1st	2nd	Total
Virginia Tech	37	44	81
Wake Forest	36	38	74

Points	In	Off	2nd	Fast	Break	Bench
VT	32	26	10	10	22	26
WF	36	16	12	18	26	22

Last FG - VT 2nd-00:57, WF 2nd-00:48.
Largest lead - VT by 9 2nd-12:42, WF by 6 1st-18:16.
VT led for 27:43, WF led for 09:43. Game was tied for 02:34.

Score tied - 6 times.
Lead changed - 9 times.



Official Basketball Box Score -- Game Totals -- Final Statistics Miami vs Virginia Tech 03/05/16 4:00 PM at Cassell Coliseum, Blacksburg, Va.

Miami 62 = 24-6, 13-5

#	Player	Total			3-Ptr			Rebounds			PF	TP	A	TO	Blk	Stl	Min
		FG	FGA	FT	FTA	Off	Def	Total									
21	Kamari Murphy	4	5	0-0	1-2	2	4	6	4	9	0	0	2	1	31		
23	Yonke Jirkin	1	5	0-0	0-2	4	2	6	1	2	1	1	0	0	20		
06	Davon Reed	8	11	2-5	1-1	1	1	2	4	19	1	2	1	2	27		
10	Sheldon McClellan	7	19	1-6	2-4	0	2	2	0	17	3	1	1	0	36		
18	Agel Rodriguez	2	8	1-6	0-0	1	2	3	4	5	2	4	0	2	34		
03	Anthony Lawrence Jr	1	1	0-0	0-0	2	2	4	2	2	0	1	0	0	9		
12	James Palmer	1-5	0-3	2-2	3-5	1	4	3	0	1	1	1	26				
15	Ebuka Izundu	1-1	0-0	0-0	0-0	0	0	0	1	2	0	1	0	0			
20	Mike Robinson	0-1	0-1	0-0	0-0	0	0	0	0	0	0	0	0	1			
33	Ivan Cruz Uceda	0-3	0-3	2-2	1-3	4	0	2	0	1	1	0	0	12			
36	Chris Stowell	0-0	0-0	0-0	0-0	0	0	0	0	0	0	0	0	1			
	Team					1	0	1									
Totals		25	59	4-24	8-13	14	19	33	17	62	10	14	6	6	200		

FG % 1st Half: 8-23 34.8% 2nd half: 17-36 47.2% Game: 25-59 42.4%
3FG % 1st Half: 1-10 10.0% 2nd half: 3-16 18.8% Game: 4-24 16.7%
FT % 1st Half: 4-8 50.0% 2nd half: 4-5 80.0% Game: 8-13 61.5%

Virginia Tech 77 = 18-13, 10-8

#	Player	Total			3-Ptr			Rebounds			PF	TP	A	TO	Blk	Stl	Min
		FG	FGA	FT	FTA	Off	Def	Total									
00	Shane Henry	1	1	0-0	0-0	0	0	0	3	2	0	0	0	0	13		
32	Zach LeDay	6	11	2-3	2-2	1	2	3	0	16	0	3	3	1	36		
06	Justin Robinson	5	10	1-2	4-5	1	4	5	0	15	8	3	0	0	32		
10	Justin Bibbs	7	10	5-6	0-0	0	1	1	2	19	0	2	0	1	38		
28	Jalen Hudson	2	2	0-0	0-0	0	0	0	2	4	0	0	0	0	13		
04	Seth Allen	4	11	1-5	5-5	0	1	1	14	4	1	0	2	23			
11	Devin Wilson	1-2	0-0	1-1	0-2	2	2	3	1	1	1	1	13				
14	Greg Donlon	0-0	0-0	0-0	0-0	0	0	0	0	0	0	0	0				
16	Chris Clarke	0-2	0-1	0-0	0-4	0	4	0	0	0	0	0	0	14			
24	Kerry Blackshear Jr.	1-2	0-0	2-4	1-4	5	3	4	1	1	0	1	16				
38	Matt Galloway	0-0	0-0	0-0	0-0	0	0	0	0	0	0	0	0				
	Team					1	2	3									
Totals		27	51	9-17	14-17	4	20	24	13	77	15	11	4	6	200		

FG % 1st Half: 13-27 48.1% 2nd half: 14-24 58.3% Game: 27-51 52.9%
3FG % 1st Half: 3-8 37.5% 2nd half: 6-9 66.7% Game: 9-17 52.9%
FT % 1st Half: 3-4 75.0% 2nd half: 11-13 84.6% Game: 14-17 82.4%

Officials: Tim Clougherty, Bill Covington, Bill McCarthy
Technical fouls: Miami-None, Virginia Tech-None.
Attendance: 8911

Score by periods	1st	2nd	Total
Miami	21	41	62
Virginia Tech	32	45	77

Points	In	Off	2nd	Fast	Break	Bench
UM	34	15	17	6	30	30
VT	30	21	4	6	21	21

Last FG - UM 2nd-01:17, VT 2nd-03:36.
Largest lead - UM by 9 3rd-18:56, VT by 19 2nd-07:28.
UM led for 01:26, VT led for 36:51. Game was tied for 01:49.

Score tied - 2 times.
Lead changed - 1 time.



Official Basketball Box Score -- Game Totals -- Final Statistics Pitt vs Virginia Tech 03/02/16 7:30 PM at Cassell Coliseum, Blacksburg, Va.



Pitt 61 = 20-9, 9-8

#	Player	Total			3-Ptr			Rebounds			PF	TP	A	TO	Blk	Stl	Min
		FG	FGA	FT	FTA	Off	Def	Total									
01	Jamel Artis	1	8	0-5	3-4	0	4	4	1	5	4	2	0	0	37		
02	Michael Young	7	11	1-1	1-1	1	8	9	2	16	1	0	1	0	33		
06	Rafael Maia	0	0	0-0	0-0	2	2	0	1	1	0	0	0	0	8		
00	James Robinson	2	10	1-6	6-8	0	3	4	11	3	2	0	1	33			
12	Chris Jones	2	4	0-2	0-0	0	0	0	1	4	1	0	0	0	18		
03	Darnon Wilson	0	1	0-1	1-4	0	0	0	3	1	0	0	0	0	7		
04	Ryan Luther	3	8	0-1	2-2	3	0	3	1	8	0	2	0	0	17		
15	Sterling Smith	0	1	0-1	0-0	0	2	2	0	0	0	0	0	0	6		
21	Sheldon Jeter	3	6	0-1	0-0	0	5	4	6	0	1	0	0	0	15		
23	Cameron Johnson	3	5	1-3	2-2	2	5	7	5	9	2	1	1	0	23		
38	Alonzo Nelson-Ododa	0	0	0-0	0-0	0	0	0	0	0	0	0	0	0			
	Team					0	0	0									
Totals		21	54	3-21	16-23	8	27	35	22	61	12	9	2	1	200		

FG % 1st Half: 10-26 38.5% 2nd half: 11-28 39.3% Game: 21-54 38.9%
3FG % 1st Half: 2-13 15.4% 2nd half: 1-8 12.5% Game: 3-21 14.3%
FT % 1st Half: 4-5 80.0% 2nd half: 12-18 66.7% Game: 16-23 69.6%

Virginia Tech 65 = 17-13, 9-8

#	Player
---	--------

2015-16 Box Scores



Official Basketball Box Score - Game Totals - Final Statistics
Virginia Tech vs Miami
 March 10, 2016 8:35 PM Verizon Center, Washington, DC



Virginia Tech 82 - 19-14

#	Player	Total		3-Ptr		Rebounds			PF	TP	A	TO	Blk	Stl	Min
		FG-FGA	FG-FGA	FT-FTA	Off	Def	Tot								
32	Zach LeDay	1	0-8	0-0	0-0	1	2	3	4	12	1	3	1	1	23
23	Jalen Hudson	g	5-12	0-1	2-2	0	7	7	2	12	0	2	0	1	24
00	Shane Henry	f	1-1	0-0	0-0	1	1	2	1	2	0	0	0	0	10
10	Justin Bibbs	g	2-5	1-1	0-0	0	3	3	3	5	0	1	0	0	38
05	Justin Robinson	g	3-8	1-3	2-2	0	1	1	5	9	4	2	0	0	25
04	Seth Allen		7-14	3-4	17-18	2	2	4	0	31	1	4	0	0	28
11	Devin Wilson		0-0	0-0	0-0	0	1	1	3	0	2	0	0	0	15
15	Chris Clarke		1-3	0-0	2-3	1	2	3	2	4	1	2	0	0	17
24	Kerry Blackshear Jr.		1-2	0-0	5-6	2	2	4	1	7	3	0	0	0	20
Totals			26-53	2-9	28-31	7	21	28	21	82	12	14	1	4	200

FG % 1st Half: 11-24 45.8% 2nd Half: 15-29 51.7% Game: 26-53 49.1% Deadball
 3FG % 1st Half: 1-4 25.0% 2nd Half: 1-5 20.0% Game: 2-9 22.2% Rebounds
 FT % 1st Half: 0-11 0.0% 2nd Half: 10-20 50.0% Game: 28-31 90.3% 22

Miami 80 - 25-6

#	Player	Total		3-Ptr		Rebounds			PF	TP	A	TO	Blk	Stl	Min
		FG-FGA	FG-FGA	FT-FTA	Off	Def	Tot								
13	Rodriguez,Angel	g	5-10	3-6	6-6	0	1	1	3	19	9	2	0	3	29
23	Jekiri,Tonye	f	5-8	0-0	1-2	1	4	5	11	0	0	2	0	0	26
10	McChellan,Sheldon	g	8-12	3-0	2-4	0	4	4	2	21	3	1	0	2	37
21	Murphy,Kamari	f	2-3	0-0	0-0	1	4	5	4	1	0	1	1	31	
05	Reed,Davon	g	5-9	2-4	5-6	0	1	1	3	17	0	1	0	3	31
00	Newton,Ja'Quan		3-7	0-0	4-6	1	1	2	1	10	4	3	1	2	29
03	Lawrence,Anthony		1-1	0-0	2-2	0	2	2	1	4	1	1	0	0	10
12	Palmer,Jermos		1-3	0-2	0-0	0	0	0	2	2	0	2	0	0	7
Totals			30-53	8-18	20-26	3	20	23	22	88	18	10	4	11	200

FG % 1st Half: 15-27 55.6% 2nd Half: 15-26 57.7% Game: 30-53 56.6% Deadball
 3FG % 1st Half: 2-9 22.2% 2nd Half: 0-0 0.0% Game: 2-9 22.2% Rebounds
 FT % 1st Half: 1-2 50.0% 2nd Half: 10-24 79.2% Game: 20-26 76.9% 11

Officials: Roger Ayers, Raymond Stevens, Brian Danney
 Technical fouls: Virginia Tech-None, Miami-Jekiri,Tonye (1).
 Attendance: 20,719

Notes: 2016 New York Life ACC Tournament Game #10 - Quarterfinal

Score by periods	1st	2nd	Total	Points	In	Off	2nd	Fast	Bench
					Paint	T/O	Chance	Break	
Virginia Tech	32	50	82	VT	12	12	8	44	16
Miami	33	55	88	UM	25	8	16	16	

Last FG - VT 01:01:28, UM 01:01:28
 Largest lead - VT by 5 1st-15:25, UM by 18 OT-08:28
 VT led for 3:45, UM led for 39:37. Game was tied for 1:18.
 Score tied - 2 times.
 Lead changed - 9 times.



Official Basketball Box Score - Game Totals - Final Statistics
Princeton vs Virginia Tech
 03/16/16 8:00 PM at Cassell Coliseum, Blacksburg, Va.



Princeton 81 • 22-7

#	Player	Total		3-Ptr		Rebounds			PF	TP	A	TO	Blk	Stl	Min
		FG-FGA	FG-FGA	FT-FTA	Off	Def	Tot								
10	Spencer Weisz	f	4-13	4-10	2-2	1	5	6	3	14	3	2	1	0	39
21	Henry Caruso	f	4-10	0-4	0-0	1	5	6	1	8	1	2	0	0	29
25	Steven Cook	f	9-18	1-8	3-3	3	2	5	4	22	3	1	1	2	38
31	Pete Miller	f	2-4	0-0	0-0	1	3	4	2	4	1	1	1	0	17
05	Amir Bell	g	3-8	2-5	1-2	1	4	5	9	2	3	1	3	35	
03	Devin Cannady		3-12	3-11	4-4	0	2	2	2	13	2	0	0	0	31
12	Myles Stephens		3-5	0-0	2-2	0	5	5	5	8	0	2	0	0	18
14	Khyran Rayner		0-0	0-0	0-0	0	0	0	0	0	0	0	0	0	3
35	Alec Brennan		1-2	1-1	0-0	1	1	2	3	3	0	0	0	2	15
Totals			29-72	11-39	12-13	9	27	36	25	81	12	11	4	7	225

FG % 1st Half: 11-28 39.3% 2nd half: 14-33 42.4% OT: 4-11 36.4% Game: 29-72 40.3% Deadball
 3FG % 1st Half: 4-16 25.0% 2nd half: 6-16 37.5% OT: 1-7 14.3% Game: 11-39 28.2% Rebounds
 FT % 1st Half: 0-0 0.0% 2nd half: 8-9 88.9% OT: 4-4 100.0% Game: 12-13 92.3% 2,1

Virginia Tech 86 • 20-14

#	Player	Total		3-Ptr		Rebounds			PF	TP	A	TO	Blk	Stl	Min
		FG-FGA	FG-FGA	FT-FTA	Off	Def	Tot								
00	Shane Henry	f	0-0	0-0	0-0	0	0	0	0	0	0	1	0	0	2
32	Zach LeDay	f	10-16	0-1	9-14	4	7	11	4	29	2	1	3	1	39
05	Justin Robinson	g	0-5	0-2	0-0	0	1	1	2	0	0	0	0	0	22
10	Justin Bibbs	g	2-8	1-6	0-0	0	7	7	0	5	1	2	0	0	38
23	Jalen Hudson	g	10-18	2-5	6-9	3	5	8	3	28	2	2	0	0	34
04	Seth Allen		1-8	0-2	8-10	0	4	4	3	10	2	4	0	2	32
11	Devin Wilson		2-4	1-1	0-0	1	0	1	2	5	1	0	0	1	20
15	Chris Clarke		2-2	0-0	2-2	1	7	8	2	6	2	0	0	0	24
24	Kerry Blackshear Jr.		1-2	0-0	1-2	2	0	2	0	3	0	0	1	0	14
Totals			28-63	4-17	26-37	13	32	45	16	86	10	10	4	4	225

FG % 1st Half: 13-29 44.8% 2nd half: 11-29 37.9% OT: 4-5 80.0% Game: 28-63 44.4% Deadball
 3FG % 1st Half: 2-10 20.0% 2nd half: 1-6 16.7% OT: 1-1 100.0% Game: 4-17 23.5% Rebounds
 FT % 1st Half: 4-7 57.1% 2nd half: 13-19 68.4% OT: 9-11 81.8% Game: 26-37 70.3% 5,1

Officials: Tom O'Neill, Brent Hampton, Mark Schnur
 Technical fouls: Princeton-None, Virginia Tech-None.
 Attendance: 8241
 NIT Round 1

Score by periods	1st	2nd	OT	Total	Points	In	Off	2nd	Fast	Bench
						Paint	T/O	Chance	Break	
Princeton	26	42	13	81	PRIN	36	11	6	2	24
Virginia Tech	32	36	18	86	VT	36	11	12	4	24

Last FG - PRIN OT-00:00, VT OT-00:40.
 Largest lead - PRIN by 10 1st-16:54, VT by 11 1st-05:20.
 PRIN led for 09:52, VT led for 33:08. Game was tied for 02:00.
 Score tied - 3 times.
 Lead changed - 7 times.