

2015-16 Virginia Tech Basketball

Virginia Tech - (13-13, 5-8 ACC)
vs.

Florida State - (16-10, 6-8 ACC)

Feb. 20, 2016 - 3 p.m.

Cassell Coliseum (9.567)

Blacksburg, Va.

BLACKOUT!



Top Topics

- ❖ Florida State leads the all-time series with the Hokies, 30-20
- ❖ Today is Tech's Blackout! game and also the 31st annual Hokie Celebration
- ❖ Today's game is the Hokies' fourth sellout of the season
- ❖ The Hokies lost at No. 11/10 Miami, 65-49, on Wednesday night
- ❖ Justin Robinson led the Hokies with 12 points
- ❖ Howard Pardue has been named Virginia Tech's ACC Legend for 2016

Broadcast

Radio

Virginia Tech IMG Sports Network
Jon Laaser & Mike Burnop



Also available on:
Satellite: Sirius: 135 XM: 193
Digital: Hokies Xtra & Tuneln
(free on downloaded apps)

Television/Internet

The ACC Network
Wes Durham & Dan Bonner



Follow us on Twitter

@VT_MBall



SOCIAL MEDIA

Twitter: @hokiesports & @VT_MBBall

Instagram: vthokiemb

Snachat: VTMBBall

#Hokies

#FSUvsVT

Game 27

Media Notes

About Today's Game

The Hokies enter today's game 13-13 overall and 5-8 in ACC action ... Florida State is 16-10 on the season and 6-8 in league play.

Last Time Out: #11 Miami 65, VT 49

The Hokies lost at No. 11/10 Miami, 65-49, on Wednesday night ... **Justin Robinson** again led the Hokies in scoring, with 12 points, to go along with three assists and a career-high four steals ... Tech out rebounded the Hurricanes, but managed just 29.6 percent from the floor.

Series Against the Seminoles

The Seminoles lead the all-time series, 30-20 ... FSU has won the last three meetings, most recently a 73-65 victory in Cassell Coliseum last season ... FSU swept both games last season ... Tech is 13-9 in home games in the series, all being played in Cassell Coliseum ... Tech is 5-11 in games played since the Hokies joined the ACC and 4-11 in ACC regular season games.

Cassell Heating Up in February

The Hokies and Seminoles face-off today in a sold-out Cassell Coliseum ... The last home game, a win over Clemson, was also a sellout ... Today marks Tech's fourth sellout of the season ... This is the first time the Hokies have had four sellouts in a season since the 2011-12 season ... The Clemson game was the first February sellout against a team other than Virginia, Duke or North Carolina since Feb. 18, 2012, a sellout against Georgia Tech ... Tech sold out Cassell Coliseum later that season on March 4 against NC State.

Schedule

Date	Opponent	Time	TV
Emerald Coast Classic (Blacksburg, Va.)			
11/14	ALABAMA STATE# (ESPN3)	L	82-85
11/18	JACKSONVILLE STATE# (ESPN3)	W	71-62
11/21	VMI (ESPN3)	W	76-52
11/24	NORTH CAROLINA A&T (ESPN3)	W	90-60
Emerald Coast Classic (Destin, Fla.)			
11/27	vs. #4 Iowa State# (CBSSN)	L	77-99
11/28	vs. UAB#	W	82-77 OT
Big Ten/ACC Challenge (Blacksburg, Va.)			
12/ 1	NORTHWESTERN (ESPNU)	L	79-81 OT
12/ 5	ARKANSAS-PINE BLUFF (ESPN3)	W	80-45
12/ 9	at Radford	W	74-65
12/13	LAMAR (ESPN3)	W	88-53
12/19	GRAMBLING STATE (ESPN3)	W	87-52
12/22	vs. St. Joe's (ESPN3)	L	62-79
12/30	#19 WEST VIRGINIA (ESPNU)	L	63-88
1/ 2	NC STATE* (RSN)	W	73-68 OT
1/ 4	#4 VIRGINIA* (ESPN2)	W	70-68
1/ 9	at #14 Duke* (ACCN)	L	58-82
1/13	WAKE FOREST* (RSN)	W	93-91
1/16	at Georgia Tech* (RSN)	W	78-77
1/20	at Notre Dame* (RSN)	L	81-83
1/24	#2 UNC* (ESPNnews/ESPNU)	L	70-75
1/27	#16 LOUISVILLE* (ACCN)	L	83-91
1/31	at arv/#23 Pittsburgh* (ESPNU)	L	71-90
2/ 2	at Syracuse* (ACCN)	L	60-68 OT
2/ 6	CLEMSON* (RSN)	W	60-57
2/ 9	at #7/7 Virginia*	L	49-67
2/17	at #11/10 Miami* (RSN)	L	49-65
2/20	FLORIDA STATE*	3 P.M.	ACCN
2/23	at Boston College*	9 p.m.	ESPNU
2/28	at Wake Forest*	6:30 p.m.	ESPNU
3/ 2	PITTSBURGH*	7 p.m.	ESPN3
3/ 5	MIAMI*	4 p.m.	ACCN
3/ 8-12	ACC Tournament (Verizon Center, Washington D.C.)		ACCN/ESPN/ESPN2

CAPS denote home games

* - Atlantic Coast Conference Games

- Emerald Coast Classic

All times are EST and are subject to change



Note - All conference games carried on an ESPN network will also be available on WatchESPN. All conference games carried on the ACC Network or a regional sports network will also be available on ESPN3.

Virginia Tech Strategic Communications

Primary Contact

Bill Dyer - Associate Director
wdyer@vt.edu

(o) - 540-231-8853

(c) - 540-998-5906

Secondary Contact

Kelsey Appleton - Assistant Director

kelsey89@vt.edu

(o) - 540-231-2228

(c) - 540-739-0002

He's Back!

Hokie freshman **Chris Clarke** returned to the Tech line-up in the loss at UVa ... He played 13 minutes, scoring 11 points and grabbing four rebounds ... Clarke had missed the previous 12 games following surgery on his right foot on Dec. 29 ... The injury occurred working out during the Christmas break ... Clarke was averaging 10.5 points and 7.4 rebounds per game prior to his return ... He is averaging 9.0 points and 5.5 rebounds per game since his return.



Chris Clarke

ACC Features Tough Competition

At Miami, the Hokies played their second consecutive game against a nationally-ranked team ... That marked the fourth time this season that this has occurred (either AP or coaches poll, or both) ... Overall, it was ninth game against a team ranked in either poll this season, with seven of those games coming against ACC competition ... Last season, Tech played a total of seven games against ranked teams and six games the year before ... The eight games against AP-ranked teams ties a high for a season for the Hokies since joining the ACC in the 2004-05 season.

Youthful Help

Along with **Chris Clarke** returning from his foot injury, the other big story in the Virginia game was the play of **Justin Robinson** ... The freshman guard scored 16 points to lead the Hokies ... He was 4-of-5 from the field, including a perfect 2-of-2 from three-point range ... He also made six of his seven free throw attempts ... The 16 points is his second-highest point total of the season, following his 17 points in the win over Wake Forest.



Justin Robinson

JRob Coming Through

In the last two games, **Justin Robinson** has led the Hokies in scoring in each of the last two games, both coming against nationally-ranked teams ... In the loss at No. 7/7 Virginia, Robinson scored 16 points and made 6-of-7 free throws ... In the loss at No. 11/10 Miami, he scored 12 points, to go along with three assists and a career-high four steals ... The four steals is the most for a Hokies in ACC competition this season and the most by a Hokie in an ACC regular season game since Erick Green had four steals at Florida State on Feb. 16, 2012 (four years and one day).

Getting There

Thirteen games into the ACC season, the Hokies are averaging 24.2 free throws attempted per game ... Last season, Tech averaged 15.3 attempts per game ... Tech has already shot 314 free throws in ACC play this season, after attempting just 275 free throws in 18 ACC games a year ago ... A year ago, Tech shot 66.9 percent from the free throw line in conference play; this season, the Hokies are taking advantage of the increased number of free throw attempts, shooting 74.2 percent from the line in league play.

LeDay's Doubles

Zach LeDay came off the bench with 19 points and 12 rebounds to lead the Hokies to a 60-57 win over Clemson on Feb. 6 ... That marked his eighth double-double of the season and first in ACC play ... That is the most double-doubles for a Hokie since Jeff Allen had 15 double-doubles in the 2010-11 season ... Led by LeDay's eight double-doubles, the Hokies have 14 double-doubles this season, the most since that same 2010-11 season, when Tech played combined for 18 double-doubles.



Zach LeDay

Close Encounters

So far this season, the Hokies are 6-4 in games decided by four points or less, or in overtime ... The 10 total games are the most by any ACC team this season.

A Rising Number

The Hokies are currently shooting 69.3 percent from the free throw line and 74.2 percent in ACC games ... Tech entered ACC play shooting 65.4 percent from the line and had been as low as 65.1 percent, following the Lamar game.

New Guys

Twenty-six games into the season, Tech has had 17 instances of a player scoring 20 points or higher ... Of those 17 times, 13 have been by either **Zach LeDay** or **Seth Allen**, each who began their Hokie playing careers this season ... **Justin Bibbs** and **Jalen Hudson** have collected the other four games ... Both LeDay and Allen had 20-or-more points at Notre Dame on Jan. 20 and again in the loss to No. 16 Louisville ... LeDay has scored in double-figures in 21 of the 25 games and Allen has scored in double-figures in 20 of the 25 games.



Seth Allen

200 and Rising

Zach LeDay now has 206 rebounds on the year ... The last time a Hokie had more than 206 rebounds in a season was 2011-12, when Dorian Finney-Smith had 232 boards.

557 in the Cassell

The Hokies have a 557-188 overall record in Cassell Coliseum, good for a .748 winning percentage ... The win over Florida State in 2011, was the 500th victory in the building ... Tech has had just one break-even home season and two losing seasons in Cassell Coliseum ... Tech is 4-2 in ACC games in Cassell Coliseum this season and 10-5 overall, assuring themselves of another home winning season.

All the Way Back

In the win over NC State on Jan. 2, the Hokies rallied from a 16-point deficit ... That is the largest comeback of the season and the first time the Hokies have rallied from a double-digit deficit since coming back from a 10-point deficit to defeat Georgia Tech last season ... The last time the Hokies overcame more than a 16-point deficit was a 17-point comeback over West Virginia on Nov. 12, 2013 ... On Jan. 16 in Atlanta, the Hokies rallied from a 15-point first half deficit to defeat Georgia Tech, 78-77 ... Tech has twice come back from 10-point halftime deficits, the most by any ACC team.

Hokies in Overtime

With the overtime loss at Syracuse on Feb. 2, the Hokies are now 63-49 all-time in overtime games ... Tech is 2-2 this season and was 1-1 in overtime games last season ... Tech is 27-25 in road overtime games, 28-11 in home overtime games, and 8-13 on neutral courts ... Tech is 15-8 in ACC overtime games ... Tech is 3-8 all-time in overtime games against ranked teams ... Tech is 5-9 in double-overtime games and 1-2 in triple overtime games.

Injury Report

Junior wing **Tyrone Outlaw** will miss the 2015-16 season due to a medical issue ... Outlaw transferred to Virginia Tech this spring after one season at Lee College, a junior college in Texas ... Sophomore wing **Ahmed Hill** is on the mend from surgery, performed on August 11 ... Hill had a partial tear of the left patellar tendon and had successful surgery at LewisGale Montgomery Hospital by Dr. Tony McPherron.



Ty Outlaw



Ahmed Hill

Five Facts

The Hokies are 5-8 in the ACC ... Tech won just two league games each of the last two seasons ... Tech's 13 overall wins surpasses the team's win total of last season ... The five ACC wins is most since going 9-7 in the 2010-11 season ... Tech is 4-2 at home in ACC play and has won four home conference games for the first time since the 2010-11 season.

It Is Better to Give, A Lot

Against Northwestern, **Devin Wilson** recorded five assists, cracking the 300 career assists total ... He now has 342 career assists, good for 4.0 assists per game ... Wilson entered the top 10 in assists in school history at 10th place in the win over Grambling State, when he dished out four assists ... In front of his home-town fans in Pittsburgh, he moved into eighth place in career assists, passing Brendan Dunlap ... His 342 career assists is sixth among active ACC players.



Devin Wilson

A Double Fact

With **Justin Bibbs** recording his first double-double of the season at Syracuse on Feb. 2, the Hokies now have four players to record double-doubles this season ... That is the highest number of Tech players with at least one double-double in a season since the 2012-13 season, when five Hokies hit the mark.



Justin Bibbs

Keeping It to Ourselves

In the win over NC State on Jan. 2, the Hokies committed just four turnovers ... The four turnovers is the fewest-ever for the Hokies in a regular season ACC game ... It is the fewest turnovers for the Hokies since turned the ball over three times against Miami in the first round of the 2014 ACC Tournament ... Tech committed just eight turnovers in the win over No. 4 Virginia on Jan 4 and six in the win over Wake Forest.

Snapping Another Road Streak

When the Hokies defeated Georgia Tech, 78-77, in Atlanta on Jan. 16, it snapped an 18-game ACC road losing streak for the Hokies ... Tech's last ACC road win before the Georgia Tech game had been a 61-60 overtime victory at defending ACC Champion Miami on Dec. 8, 2013 ... Earlier in the season, Tech defeated Radford, 74-65, in the Dedmon Center to record its first road victory since that same Miami game.

20-Plus for LeDay

Zach LeDay scored 20-or-more points in three consecutive games earlier this season ... That marks the first time that a Hokie has scored 20-or-more points in three consecutive games since Erick Green in the 2012-13 season ... Green opened that season by scoring 20-or-more points in the first 12 games of the season.

Really Young Again This Season

The Hokies once again this season field one of the youngest teams in the nation ... According to kenpom.com, Tech is 308 out of 351 NCAA Division I teams in experience, at just 1.23 years per player ... Tech is 14th out of 15 ACC teams in experience ... Players new to the Virginia Tech program this season account for 58.2 percent of minutes played for the Hokies, second-highest among ACC teams.

425 and Counting

Tech has now hit a three-point field goal in 425 consecutive games, the most in school history ... The Hokies have hit a three-pointer in every game since joining the ACC in the 2004-05 season ... Since the three-point arc was added for the 1986-87 season, the Hokies have hit at least one three in all but three games ... The last time Tech did not record a three-point field goal in a game was at Providence on Feb. 1, 2003.

Career Double-Doubles

2014-15 Season

- Devin Wilson (2)**
vs. Morgan State (10 pts./11 asts.*)
vs. Duke (10 pts./11 asts.*)
- Justin Bibbs (1)**
vs. Syracuse (22 pts*/11 rebs.*)

2015-16 Season

- Zach LeDay (8)**
vs. Morgan State (26 pts./15 rebs.*)
vs. VMI (13 pts./10 rebs.)
vs. NC A&T (26 pts./12 rebs.)
vs. UAB (15 pts./10 rebs.)
vs. UAPB (13 pts./10 rebs.)
vs. Lamar (19 pts./10 rebs.)
vs. St. Joseph's (10 pts./11 rebs.)
vs. Clemson (19 pts./12 rebs.)

- Chris Clarke (3)**
vs. Jacksonville State (12 pts*/11 rebs.*)
vs. UAB (10 pts./16 rebs.*)
vs. Northwestern (11 pts./13 rebs.)

- Kerry Blackshear Jr. (2)**
vs. Lamar (11 pts./10 rebs.*)
vs. Grambling State (11 pts./12 rebs.*)

- Justin Bibbs (1)**
at Syracuse (16 pts./11 rebs.*)

* - career highs at the time
all current players' double-doubles

Buzz's Bunch

Buzz's Bunch is a non-profit organization that Coach Buzz Williams created six years ago when he was first named head coach at Marquette University.

Buzz's Bunch is a way to bring together children with disabilities and help them to fall in love with the game of basketball. Since it's creation, the group has evolved into so much more. Buzz's Bunch members create some unforgettable relationships and memories. Most of all, every player, coach, or staff member feels lucky to learn from these members and be touched by them.

Being a Buzz's Bunch member includes an invitation to a camp over the summer, which includes spending time with the team and staff, lunch and a free t-shirt. Additionally, there is a Buzz's Bunch calendar at the beginning of the year and another event over the winter. The team tries to keep in touch with members throughout the year and the organization changes with time as new opportunities exist.

For more information, contact info@buzzsbunch.com or log-on to http://coachbuzzwilliams.com/buzzsbunch/

Hokies in NCAA Stats

In the most current release of NCAA stats (Feb. 19, 2016), the Hokies are 13th in the nation in free throw attempts and 19th in free throws made.

New Name, Same Place

Cassell Coliseum's floor has a new name ... The floor is now known as Virginia Tech Carilion Court at Cassell Coliseum ... This is in recognition of a generous sponsorship of Virginia Tech athletics by Carilion that will be used to fund scholarships and strategic initiatives, as well as to support public-health awareness ... Carilion was awarded naming privileges to the court for 10 years in recognition of a sponsorship that will provide \$500,000 a year over that time.

Compare & Contrast

VT	FSU
73.3.....Points	78.2
72.3.....Points Allowed	73.3
43.6%.....FG%	46.3%
43.2%.....FG% Defense	43.8%
34.1%.....3FG%	34.3%
33.2%.....3FG% Defense	35.0%
69.3%.....FT%	70.0%
35.7.....Rebounds	36.8
-0.7.....Rebound Margin	+2.6
11.9.....Assists	13.2
13.2.....Turnovers	13.4
5.3.....Steals	7.4
3.5.....Blocks	4.1

Points for Pondering

Led VT in Scoring: LeDay (11), Allen (7), Hudson (3), Bibbs (3), Robinson (2), Henry (1)
Double Figure Scoring Games: LeDay (21), Allen (20), Bibbs (15), Clarke (9), Blackshear (8), Hudson (7), Robinson (5), Henry (2)
40-point Games: none
30-39-point Games: Bibbs (2)
20-29-point Games: LeDay (7), Allen (6), Hudson (2)
Led VT in Rebounding: LeDay (15), Allen (5), Clarke (4), Blackshear (4), Hudson (2), Hamilton (1), Pierce (1), Robinson (1), Bibbs (1)
Double Figure Rebounding Games: LeDay (9), Clarke (3), Blackshear (2), Hamilton (1), Bibbs (1)
Led VT in Assists: Robinson (15), Allen (12), Wilson (7), LeDay (3), Bibbs (2), Clarke (1)
Double Figure Assist Games: none
Double-Doubles: LeDay (8), Clarke (3), Blackshear (2), Bibbs (1)
Most Points in a Half: 52 (2nd vs. GSU)
Fewest Points in a Half: 20 (1st at Virginia)
Most Points Allowed in a Half: 53 (2nd vs. WFU & 2nd vs. Louisville)
Fewest Points Allowed in a Half: 16 (1st vs. UAPB)
Largest Lead: 40 pts. (79-39 vs. Lamar)
Largest Deficit: 30 pts. (65-35 at Duke)
Largest Margin of Victory: 35 pts. (80-45 vs. UAPB, 88-53 vs. Lamar & 87-52 vs. GSU)
Largest Margin of Defeat: 25 pts. (88-63 vs. WVU)
Largest Deficit Overcome in a Victory: 16 pts. (32-16 vs. NC State)
Largest Lead Lost in a Loss: 11 pts. (31-20 vs. ASU)
Largest Halftime Lead: 28 pts. (51-23 vs. Lamar)
Largest Halftime Deficit: 27 pts. (50-23 at Duke)
Largest Halftime Deficit Overcome in a Victory: 10 pts. (34-24 vs. NC State & 43-33 at Georgia Tech)
Largest Halftime Lead Lost in a Loss: 8 pts. (45-37 at ND)
Average Margin of Victory: 14.9 ppv
Average Margin of Defeat: 13.1 ppl
Average Margin: +1.0
 *- Includes ties

VT vs. The Conferences

ACC REGULAR SEASON	5-8
Atlantic 10 (St. Joseph's).....	0-1
Big 12 (Iowa State, West Virginia).....	0-2
Big South (Radford)	1-0
Big Ten (Northwestern)	0-1
Conference USA (UAB).....	1-0
MEAC (NC A&T)	1-0
Ohio Valley (Jacksonville State).....	1-0
SWAC (Alabama State, Grambling, UAPB)	2-1
Southern (VMI)	1-0
Southland (Lamar)	1-0
Total	13-13

**31st Annual
Hokie Celebration!**

TOP INDIVIDUAL PERFORMANCES

VIRGINIA TECH

POINTS

32	Justin Bibbs vs. Wake Forest
31	Justin Bibbs vs. Grambling State
28	Seth Allen at Pittsburgh
27	Jalen Hudson, Louisville
26	Zach LeDay vs. Alabama State
26	Zach LeDay vs. NC A&T
26	Seth Allen, Louisville
25	Seth Allen vs. Northwestern
23	Seth Allen vs. UAB
23	Seth Allen vs. NC State
23	Jalen Hudson vs. NC State
22	Zach LeDay, Virginia (H)
22	Zach LeDay at Notre Dame
21	Zach LeDay at Georgia Tech
20	Zach LeDay vs. Wake Forest
20	Seth Allen at Notre Dame
20	Zach LeDay, Louisville

REBOUNDS

16	Chris Clarke vs. UAB
15	Zach LeDay vs. Alabama State
13	Chris Clarke vs. Northwestern
12	Zach LeDay vs. NC A&T
12	Kerry Blackshear Jr. vs. Grambling State
12	Zach LeDay vs. NC State
12	Zach LeDay vs. Clemson
11	Chris Clarke vs. Jacksonville State
11	Johnny Hamilton vs. VMI
11	Zach LeDay vs. St. Joseph's
11	Justin Bibbs at Syracuse
10	Zach LeDay vs. VMI
10	Zach LeDay vs. UAB
10	Zach LeDay vs. UAPB
10	Kerry Blackshear Jr. vs. Lamar
10	Zach LeDay vs. Lamar

ASSISTS

8	Seth Allen at Notre Dame
7	Seth Allen vs. Lamar
7	Justin Robinson vs. Grambling State
6	Justin Robinson vs. Virginia (H)
5	five times

STEALS

5	Jalen Hudson vs. UAPB
4	Justin Robinson at Miami
3	Jalen Hudson at Radford
3	Devin Wilson vs. Wake Forest

BLOCKS

4	Zach LeDay vs. St. Joseph's
4	Zach LeDay at Georgia Tech
4	Zach LeDay vs. Clemson
3	five times

OPPONENTS

POINTS

36	Isaiah Miles, St. Joseph's
29	Damion Lee, Louisville
27	Marcus Georges-Hunt, Georgia Tech
26	QJ Peterson, VMI
23	Jameel McKay, Iowa State
23	Sheldon Jeter, Pittsburgh (A)
22	DeAndre Bembry, St. Joseph's
22	London Parrantes, Virginia (H)
22	Codi Miller-McIntyre, Wake Forest (H)
22	Zach Auguste, Notre Dame
22	Trey Lewis, Louisville
21	Jamel Waters, Alabama State
21	Erik Durham, Jacksonville State
21	Cat Barber, NC State
21	Marshall Plumlee, Duke

REBOUNDS

17	Brice Johnson, UNC
15	Isaiah Miles, St. Joseph's
15	Zach Auguste, Notre Dame
15	Tyler Roberson, Syracuse
13	Jonathan Holton, WVU
12	BeeJay Anya, NC State
12	Landry Nnoko, Clemson
11	Abdel Nader, Iowa State
11	Brandon Holcomb, Radford
11	Devin Thomas, Wake Forest
10	Marshall Plumlee, Duke
10	Kamari Murphy, Miami (A)

ASSISTS

11	James Robinson, Pittsburgh (A)
7	Jamel Waters, Alabama State
7	Monte Morris, Iowa State
7	Derryck Thornton, Duke
7	Marcus Paige, UNC
6	Damion Lee, Louisville
5	five times

STEALS

3	eight times
---	-------------

BLOCKS

8	Landry Nnoko, Clemson
6	Brandon Ingram, Duke
5	BeeJay Anya, NC State
4	Isaiah Miles, St. Joseph's
4	Isaiah Wilkins, Virginia (H)
4	Devin Thomas, Wake Forest (H)
4	Ben Lammers, Georgia Tech
3	10 times

2015-16 Starters

Robinson, Bibbs, Clarke, LeDay, Henry	4-2
Allen, Hudson, Bibbs, LeDay, Henry	4-6
Wilson, Bibbs, Clarke, LeDay, Hudson	2-0
Robinson, Allen, Galloway, Blackshear, Henry	1-0
Robinson, Bibbs, Clarke, LeDay, Hudson	1-0
Robinson, Allen, Wilson, Bibbs, Blackshear	1-1
Wilson, Allen, Bibbs, Clark, LeDay	0-1
Wilson, Bibbs, Blackshear, LeDay, Hudson	0-1
Wilson, Bibbs, Allen, LeDay, Hudson	0-1
Wilson, Bibbs, Allen, LeDay, Blackshear	0-1

Head Coach Buzz Williams



Buzz Williams begins his second season as the head men's basketball coach at Virginia Tech. Williams led the Hokies to an 11-22 overall record in his first season in Blacksburg.

In his inaugural season at Virginia Tech, Williams began building the culture that will allow the Hokies future success. The team went a long ways towards establishing an identity of hard work, accountability both on and off the court and a tough, competitive nature.

Williams came to Virginia Tech following six seasons as the head coach of the Marquette Golden Eagles. At Marquette, Williams had a record of 139-69 and led the team to five NCAA appearances, including a trip to the regional finals in the 2012-13 season, the same season the team won the Big East Conference regular season title. Williams led the Golden Eagles to a 69-39 Big East Conference record during his time in Milwaukee. Six Marquette players have made it to the NBA during Williams' tenure. In his eight seasons as a collegiate head coach, Williams has an overall record of 177-121.

"Buzz Williams' first season at Virginia Tech set a tone for the future," Virginia Tech Director of Athletics Whit Babcock said. "This program achieved on the court, in the classroom and in the community. His focus and tireless work ethic is indelible throughout the program. His expectations and standards are high and we will continue to improve

in all areas because of this environment." Williams was an assistant at Marquette in the 2007-08 season. MU concluded the year 25-10 and advanced to the second round of the NCAA Tournament for the first time since 2003.

His coaching career has included stints as an assistant, associate head and head coach. He has been at the NCAA Division I level for 19 seasons, and 2013-14 was his seventh campaign as a head coach. Williams has recruited and coached over 20 players who have earned all-conference accolades, including two league players of the year, two conference freshmen of the year and four Associated Press All-Americans.

Williams arrived in Milwaukee after serving for one season as the head coach at the University of New Orleans. He guided the Privateers to a 14-win campaign in 2006-07 and his roster featured Bo McCalebb, the Sun Belt Conference Player of the Year. UNO claimed fourth place in the Sun Belt's Western Division and advanced to the league tournament quarterfinals. The squad claimed as many victories on the road that season as it had in the previous three seasons combined. His recruiting class for the 2007-08 season was ranked in the top-50 nationally by HoopScoopOnline.com.

Prior to UNO, Williams served as an assistant coach and recruiting coordinator at Texas A&M for two seasons (2004-05 and 2005-06) under

head coach Billy Gillispie. Both of his recruiting classes with the Aggies were ranked among the best in the nation and featured some of the top-ranked talent at the prep level. The squad made its first NCAA Tournament appearance in 25 years in 2005-06 and the previous team posted the top turnaround in the nation, improving its win total in 2004-05 by 14 games compared to 2003-04.

Williams spent four seasons (2000-01 through 2003-04) at Colorado State, serving as an assistant the first three seasons before being promoted to associate head coach in 2003-04. Two of his recruiting classes were ranked among the 40-best in the nation, including the 2003 group, which was tabbed No. 1 in the Mountain West Conference. Colorado State made its first NCAA Tournament appearance in 13 years during his tenure and he was named one of the top assistants in the country by HoopScoopOnline.com.

The Van Alstyne, Texas, native was previously an assistant at Northwestern State (1999-2000), Texas A&M- Kingsville (1998-99) and Texas-Arlington (1994-98). He earned a bachelor's degree in kinesiology from Oklahoma City University in 1994 before completing his master's work in the same field at Texas A&M-Kingsville in 1999.

Williams is married to the former Corey Norman and the couple has two daughters, Zera and Addyson, and two sons, Calvin and Mason.



Virginia Tech Basketball QR Codes

Scan the following QR code
for links to bios for the
2015-16 Virginia Tech Hokies



Scan the following QR code
for link to home page for
2015-16 Virginia Tech Hokies



Scan the following QR code
for a link to the media
resources page
2015-16 Virginia Tech Hokies



Virginia Tech Strategic Communications

ON THE INTERNET WHO TO CONTACT

www.hokiesports.com

The official Web site of Virginia Tech athletics provides media and fans with schedules, results, rosters, bios, statistics, general releases and game notes on the Hokies.

The Gameday section has live stats, radio and television coverage information and other pertinent information. This section is for home games only.

The improved HokieVision page offers a wide range of fun, insightful and useful videos on and about the Hokies.

hokiesports.com/media

A media-only Web site is designed to make the media's job easier. Here you will find high-resolution, color mug shots of every Hokie basketball player and coach available to download. Please contact the Athletics Communications Office for access to this media-only site.

Twitter

Follow the Hokies on Twitter @VT_MBBall.

Instagram

Follow the Hokies on Instagram @vthokiembb.

#HokieHuddle

The newest feature on hokiesports.com, #HokieHuddle gives fans and other interested individuals a behind-the-scenes look at all Virginia Tech sports. The men's basketball Huddle, available from a link off of the men's basketball page, offers videos, photo galleries, tweets, instagams and blogs about the Hokies.

<http://www.hokiesports.com/mbasketball/huddle/>

www.theacc.com

Updated standings, results, schedules, statistics and notes are posted each week during the season.



Associate Athletic Director Strategic Communications

Pete Moris
(540) 231-9965 - office
morisvt@vt.edu

Request for Interviews

Men's Basketball SID

Bill Dyer
(540) 231-8852 - office
(540) 998-5906 - cell
wdyer@vt.edu

Social Media Inquiries

Assistant Director

Kelsey Appleton
(540) 231-2228 - office
(540) 739-0002 - cell
kelsey89@vt.edu

Requests for Photos

Director of Photography

Dave Knachel
(540) 231-1838
dknachel@vt.edu



Bill Dyer
Associate Director of
Strategic Communications



Kelsey Appleton
Assistant Director of
Strategic Communications

Making the Grade

During today's game, the Virginia Tech Athletics Department is recognizing student-athletes who earned a 3.0 or higher GPA during the fall semester ... More than 270 student-athletes earned a 3.0 or greater, with 167 making the Dean's List, and 19 student-athletes earning a 4.0 during the fall semester ... in total, 15 teams achieved a 3.0 or greater fall semester GPA ... Due to scheduling conflicts, not all honorees are able to attend today's game.

BLACKOUT GAME

ACC Post-Grad Honors

During today's game, Virginia Tech Athletics will recognize three student-athletes, Ashley Meier of women's soccer, Kylie McGoldrick of softball and Carol Kahoun of women's tennis, who are recipients of the 2016 Weaver-James-Corrigan Award ... This is awarded to selected student-athletes who intend to pursue a graduate degree following completion of their undergraduate requirements ... Each recipient will receive \$5,000 toward his or her graduate education ... Those honored have performed with distinction in both the classroom and their respective sport, while demonstrating exemplary conduct in the community ... These are three of 43 student-athletes in the ACC to receive the award.

The Last Time That...

- Tech scored 100 points and won: 105-92, vs. VMI, 11-18-13
- Tech scored 100 points and lost: 100-104 2OT vs. Maryland, 2-27-10
- Tech played in overtime: 60-68, OT, at Syracuse, 2-2-16
- Tech played in consecutive overtime games: 82-77 vs. UAB, 11-28-15 & 79-81 vs. Northwestern, 12-1-15
- Tech played 2 OT: 57-62, 2OT at Pittsburgh, 2-8-14
- Tech played 3 OT: 86-90 at WVU, 2-2-83
- Tech scored 100+ points: 105-92, vs. VMI, 11-18-13
- Tech scored 90-99 points: 93-91, vs. Wake Forest, 1-13-16
- Tech scored 80-89 points: 83-91, vs. Louisville, 1-27-16
- Tech scored 70-79 points: 71-90, at Pittsburgh, 1-31-16
- Tech scored 60-69 points: 60-57, vs. Clemson, 2-6-16
- Tech scored 50-59 points: 58-82, at Duke, 1-9-16
- Tech scored 40-49 points: 49-67 at Virginia, 2-9-16
- Tech scored 30-39 points: 33-43 at East Carolina, 1966-67 season
- Tech scored 20-29 points: 27-40 at McGuire Gen., 1945-46 season
- Tech scored 10-19 points: 16-45 at Virginia, 1938-1939 season
- Tech scored less than 10 points: 7-31 at W&L, 1922-1923 season
- Tech allowed 100+ points: 100-104, 2OT vs. Maryland, 2-27-10
- Tech allowed 90-99 points: 71-90, at Pittsburgh, 1-31-16
- Tech allowed 80-89 points: 81-83, at Notre Dame, 1-20-16
- Tech allowed 70-79 points: 70-75, vs. North Carolina, 1-24-16
- Tech allowed 60-69 points: 49-67 at Virginia, 2-9-16
- Tech allowed 50-59 points: 60-57, vs. Clemson, 2-6-16
- Tech allowed 40-49 points: 80-45, vs. UAPB, 12-5-15
- Tech allowed 30-39 points: 99-34, vs. Mount St. Mary's, 1-2-11
- Tech allowed 20-29 points: 31-25 vs. Richmond, 2-1-46
- Tech allowed 10-19 points: 60-19 vs. Lynchburg College, 1-9-46
- Tech allowed less than 10 points: 28-9 vs. Hampden-Sydney, 1-17-23
- Largest margin of victory: 83 points vs. Randolph Macon Academy, 87-4, 1-10-1911
- Largest margin of victory in an ACC game: 29 points vs. Wake Forest, 94-65, 1-15-11
- Two Tech players recorded double-doubles in a game: Zach LeDay (19 pts./10 rebs.) & Kerry Blackshear Jr. (11 pts./10 rebs.) vs. Lamar, 12-13-15
- Two Tech players recorded double-doubles in consecutive games: vs. UNC, ACC Tournament, 3-13-09 and vs. Duquesne, NIT, 3-18-09
- Tech player had five or more steals: Manny Atkins (5) vs. Mount St. Mary's, 1-2-11

Coming Next Year

Virginia Tech signed Khadim Sy to a National Letter of Intent to play basketball for the Hokies beginning in the fall of 2016 ... Khadim Sy (pronounced hah-DEEM SEE), a 6-10, 245 lbs. post player from Dakar, Senegal, is currently a senior at Oak Hill Academy in Mouth of Wilson, Virginia.

What's Next?

The Hokies begin a final two-game road swing on Tuesday night, as they travel to Chestnut Hill to take on Boston College ... Tip time is 9 p.m. and the game will be televised by ESPNU.

On This Date

Virginia Tech is 15-18 all-time in games played on Feb. 20 ... Tech won its last game on this date, a 69-65 road win at Maryland in 2008 ... Tech is 9-3 in home games on this date ... Tech has never played Florida State on this date ... Tech is 1-0 in ACC games and 1-3 on this date against schools currently in the ACC ... Tech is 453-426 all-time on Saturdays and 7-2 in Saturday games this season (3-1 in ACC play).

VT Career Assists

Here is where **Devin Wilson** stands on the all-time assists list at Virginia Tech.

Career Assists

- Al Young (1981-85)..... 468
- Dell Curry (1982-86)..... 407
- Zabian Dowdell (2003-07)..... 380
- Jay Purcell (1990-94)..... 369
- Devin Wilson (2013-present).....342**

He's Legendary

One of Virginia Tech's all-time greats, **Howard Pardue**, will be the Hokies' "ACC Legend" this season at the ACC Tournament ... The Legends will be honored at this year's ACC Men's Basketball Tournament in Washington D.C. at the annual ACC Legends Luncheon, which will be held Friday, March 11, beginning at noon at the Washington Marriott Marquis hotel ... The 2016 class will then be introduced that evening to the Verizon Center crowd during halftime of the first semifinal game.



Our Name, Please

When referring to Virginia Tech, we ask that you please leave it at that - Virginia Tech ... Virginia Tech University is not now and never has been a name for the school ... The official name of the university is Virginia Polytechnic Institute and State University ... "Vah Tech", VPI, VPI&SU, VPI and SU and Va. Tech are also not recognized names and should not be used ... VT is acceptable as a shortened, agate form ... When referring to the school by its nickname, please use "Hokies" ... Your help in these matters is appreciated.

Blackout!

During today's game, the Hokies will be wearing their black uniforms, as part of the "Blackout" game ... The uniforms are trimmed in pink, as another reminder of the team and athletics department's commitment to cancer awareness.

The Last Time That...

Tech player had 10 or more assists in a game: Devin Wilson (11) vs. Duke, 2-25-15
 Tech player had 20 or more rebounds in a game: Jeff Allen (21) vs. Longwood, 12-14-08
 Two Tech players had double figures in rebounds: Kerry Blackshear Jr. (10 rebs.) & Zach LeDay (10 rebs.) vs. Lamar, 12-13-15
 Two Tech players had five or more assists: Devin Wilson (5) & Adam Smith (5) vs. Michigan State, 11-22-13
 Two Tech players scored 20 or more points: Jalen Hudson (27 points), Seth Allen (26 points) and Zach LeDay (20 points) vs. Louisville, 1-27-16
 Three Tech players scored 20 or more points: Jalen Hudson (27 points), Seth Allen (26 points) and Zach LeDay (20 points) vs. Louisville, 1-27-16
 Same two Tech players scored 20 or more points in consecutive games: Erick Green & Jarell Eddie 11-19-12 & 11-23-12
 Tech freshman scored 20 or more points in a game: 32, Jalen Hudson, vs. Wake Forest, 3-10-15
 Two Tech freshmen scored in double figures in a game: Chris Clarke (11 pts.) & Justin Robinson (16 pts.) at Virginia, 2-9-16
 Three Tech freshmen scored in double figures in a game: Ahmed Hill (11 pts.), Jalen Hudson (23 pts.) & Justin Bibbs (10 pts.) vs. Duke, 2-25-15
 Tech player scored 30-39 points in a game: 32, Justin Bibbs vs. Wake Forest, 1-13-16
 Tech player scored 40-49 points in a game: 41, Dorenzo Hudson vs. Seton Hall, 1-2-10
 Tech player scored 50+ points in a game: 51, Bimbo Coles vs. Southern Miss., 2-6-88
 Tech defeated a ranked opponent on the road: 80-77 at No. 12/13 Clemson, 2-25-09
 Tech defeated a ranked opponent at home: 70-68, vs. No. 4/4 Virginia, 1-4-16
 Tech defeated a ranked opponent on a neutral court: 72-64, vs. No. 21 Virginia, 12-28-95, Roanoke Civic Center
 Tech player had consecutive double-doubles: Kerry Blackshear Jr., 12-13-15 & 12-19-15
 Tech freshman had consecutive double-doubles: Kerry Blackshear Jr., 12-13-15 & 12-19-15
 Tech player had seven consecutive double-doubles: Jeff Allen, 1-25-11, 1-30-11, 2-2-11, 2-5-11, 2-13-11, 2-15-11 & 2-19-11
 Tech held opponent without a double-figure scorer: 65-47 vs. Miami, ACC Tournament, 3-12-09
 No Tech player scored in double figures: 41-57 vs. Temple, 2-25-96
 Tech had six players score in double figures: vs. Lamar, 12-13-15
 Tech did not make a three-point field goal: at Providence, 2-1-03
 Tech's opponent did not make a three-point field goal: at NC State, 2-10-10
 Tech did not shoot a free throw in the first half: at Miami, 12-8-13
 Tech did not shoot a free throw in the second half: vs. Virginia, 12-5-10
 Tech allowed a triple-double: Iman Shumpert (22 pts., 12 rebs., 11 assists), at Georgia Tech, 1-25-11
 Tech held an opponent under 10 points in a half: 9 points, vs. Eastern Michigan, 12-22-11
 Tech held an opponent under 20 points in a half: 16 pts., vs. UAPB, 12-5-15
 Tech had double-figures in blocked shots: 13, 87-82, vs. West Virginia, 11-12-13
 Tech came back from a double-figure deficit to win: 16 pts. (32-16), NC State, 1-2-16
 Tech led by 20-or-more points at half time of a game: 28 pts., 51-23, vs. Lamar, 12-13-15
 Tech had a walk-on score in double figures: Christian Beyer, 13 pts., vs. Alabama A&M, 12-14-14

Making Free Throws

The Hokies made 29-of-35 free throw attempts, for 82.9 percent, in the win over Wake Forest on Jan. 13 ... That was a season-high at the time in attempts and is the season-best in makes and is the best percentage by the Hokies since shooting 13-of-14 from the line (92.9%) in the win over Wake Forest in last season's ACC Tournament ... In the following game at Georgia Tech, the Hokies were 28-of-36 from the line, for 77.8 percent ... And now, that mark has been beaten again, as the Hokies were 33-of-38 from the line against Louisville.

SWAT!

In the loss to St. Joseph's on Dec. 22, **Zach LeDay** recorded a career-high four blocked shots ... That is the most by a Hokie this season and the most by a Hokie since Joey van Zegeren blocked six shots against Morgan State on Nov. 30, 2014 ... He had three blocked shots in the win over NC State, tied his career-high with four blocked shots in the win over Georgia Tech and had three more blocked shots against North Carolina ... In the win over Clemson, LeDay tied his career-high with four blocks.

Generous to His Teammates

At Notre Dame on Jan. 20, the Hokies' **Seth Allen** dished out a career-high eight assists ... That is a team, season-high and the most assists for a Hokie in an ACC game since **Devin Wilson** had 11 assists against Duke on Feb. 25 of last season ... It is the most assists by a Hokie in an ACC road games since Erick Green had eight assists at NC State on Feb. 16, 2013.

Overall, A Good Month

The Hokies finished the month of January 4-5 in ACC play ... That marks the fifth time that Tech had won four ACC games in January ... The most games Tech has ever won in January is five ... The Hokies were 5-2 in January in the 2006-07 season ... The nine total ACC games played in January 2016 is the most ACC games Tech has played in January.



Today, Virginia Tech coaches will wear a blue pin for Autism Speaks, a national organization that raises awareness of autism.

2015-16 Roster



No.	Name	POS	HT	WT	CL	HOMETOWN	HS/OTHER
0	Shane Henry	F	6-8	210	Sr.	Decatur, Ga.	Newton/Georgia Perimeter College
4	Seth Allen	G	6-1	190	r-Jr.	Woodbridge, Va.	Fredericksburg Christian/Maryland
5	Justin Robinson	G	6-1	180	Fr.	Manassas, Va.	St. James School (Md.)
10	Justin Bibbs	G	6-5	200	So.	Dayton, Ohio	Montverde Academy (Fla.)
11	Devin Wilson	G	6-4	190	Jr.	McKees Rocks, Pa.	Montour
13	Ahmed Hill	G	6-5	205	So.	Augusta, Ga.	Aquinas
14	Greg Donlon	F	6-8	225	r-Jr.	Midlothian, Va.	Cosby
15	Chris Clarke	G/F	6-6	205	Fr.	Virginia Beach, Va.	Cape Henry Collegiate School
21	Satchel Pierce	F	7-0	245	So.	Barberton, Ohio	The Kiski School (Pa.)
22	Johnny Hamilton	C	7-0	230	Jr.	Trinidad & Tobago	Jacksonville College
23	Jalen Hudson	G	6-5	195	So.	Richmond, Va.	St. Vincent-St. Mary
24	Kerry Blackshear Jr.	F	6-10	240	Fr.	Orlando, Fla.	Maynard Evans
32	Zach LeDay	F	6-7	235	r-Jr.	Dallas, Texas	The Colony/South Florida
33	Matt Galloway	G	6-3	195	r-Jr.	Sterling, Va.	Potomac Falls/Hood College
42	Ty Outlaw	G/F	6-6	215	Jr.	Roxboro, N.C.	Person County/Lee College

Coaching Staff

Head Coach: Buzz Williams (Oklahoma City, 1994)

Assistant Coaches: Isaac Chew (Avila, 1998), Steve Roccaforte (Lamar, 1989), Jamie McNeilly (New Orleans, 2007)

Director of Men's Basketball Operations: Jeff Reynolds (UNCG, 1978)

Director of Player Personnel: Devin Johnson

Director of Student-Athlete Development: Lyle Wolf

Assistant to the Head Coach: Cara Jacobson

Director of Strength & Conditioning, Basketball Programs: David Jackson

Assistant Athletic Director for Sports Medicine: Ernest Eugene



Cassell Coliseum Castle
 Carilion Court.....cuh-RILL-yun
 Ahmed Hilluh-MED
 Steve Roccaforte.....ROCK- ah-fort

SHANE HENRY

SENIOR • FORWARD • 6-8 • 190
 DECATUR, GA. • GA. PERIMETER COLLEGE

#0



CAREER HIGHS

Opponent	Min	FG-A-%	3FG-A-%	FT-A-%	O-D-T	A	TO	Blk	Stl	Pts
ALABAMA STATE#	9*	0-2-.000	0-0-.000	1-2-.500	0-2-2	0	0	1	0	1
JACKSONVILLE STATE#	14*	3-4-.750	0-0-.000	0-2-.000	3-2-5	0	1	0	1	6
VMI	14*	1-2-.500	0-0-.000	0-0-.000	0-3-3	0	1	2	2	2
NORTH CAROLINA A&T	6*	0-0-.000	0-0-.000	1-4-.250	0-0-0	0	0	0	0	1
Iowa State^	8*	0-2-.000	0-0-.000	0-2-.000	0-2-2	0	1	0	0	0
UAB^	7*	0-2-.000	0-0-.000	0-0-.000	2-1-3	0	0	0	0	0
NORTHWESTERN%	4*	0-0-.000	0-0-.000	0-0-.000	0-2-2	0	0	0	0	0
ARKANSAS-PINE BLUFF	7	0-2-.000	0-0-.000	1-2-.500	3-1-4	0	2	0	0	1
at Radford			--- DNP ---							
LAMAR	3	0-0-.000	0-0-.000	0-0-.000	0-2-2	0	1	0	0	0
GRAMBLING STATE	11*	0-0-.000	0-0-.000	0-0-.000	1-1-2	1	1	0	2	0
St. Joseph's	0+	0-1-.000	0-0-.000	0-0-.000	0-0-0	0	0	0	0	0
WEST VIRGINIA	16	4-4-1.000	0-0-.000	4-7-.571	1-3-4	0	1	0	0	12
NC STATE	17*	0-3-.000	0-0-.000	0-4-.000	0-4-4	0	0	2	0	0
VIRGINIA	9*	0-0-.000	0-0-.000	0-2-.000	0-4-4	2	1	0	0	0
at Duke	11*	3-5-.600	0-0-.000	0-0-.000	0-4-4	0	0	0	0	6
WAKE FOREST	11*	2-2-1.000	0-0-.000	0-0-.000	0-3-3	0	0	0	0	4
at Georgia Tech	9*	1-1-1.000	0-0-.000	0-0-.000	0-2-2	0	1	0	0	2
at Notre Dame	20*	4-4-1.000	0-0-.000	3-7-.429	1-2-3	0	1	1	0	11
NORTH CAROLINA	6*	1-1-1.000	0-0-.000	0-0-.000	0-0-0	0	0	1	0	2
LOUISVILLE	18*	0-2-.000	0-0-.000	0-0-.000	0-3-3	0	0	0	1	4
at Pittsburgh	9*	1-1-1.000	0-0-.000	0-0-.000	0-1-1	0	0	0	0	2
at Syracuse			--- DNP ---							
CLEMSON	2	0-0-.000	0-0-.000	0-0-.000	0-1-1	0	1	0	0	0
at Virginia	1	0-0-.000	0-0-.000	0-0-.000	0-0-0	0	0	0	0	0
at Miami	4	0-0-.000	0-0-.000	0-0-.000	0-1-1	0	0	2	0	0
FLORIDA STATE										
at Boston College										
at Wake Forest										
PITTSBURGH										
MIAMI										

*- ACC games; # - Emerald Coast Classic (Blacksburg, Va.); ^ - Emerald Coast Classic (Destin, Fla.); % - Big 10/ACC Challenge;

Points

Career 12 vs West Virginia (12/30/15)
 ACC 11 at Notre Dame (1/20/16)

Minutes Played

Career 24 VMI (12/22/14)
 ACC 20, 2x, last at Notre Dame (1/20/16)

Field Goals Made

Career 4, 5x, last at Notre Dame (1/20/16)
 ACC 4, 4x, last at Notre Dame (1/20/16)

Field Goal Attempts

Career 8 VMI (12/22/14)
 ACC 6 at Syracuse (2/3/15)

3-PT Field Goals Made

Career N/A
 ACC N/A

3-PT Field Goal Attempts

Career N/A
 ACC N/A

Free Throws Made

Career 4 vs West Virginia (12/30/15)
 ACC 3 at Notre Dame (1/20/16)

Free Throw Attempts

Career 7, 2x, last at Notre Dame (1/20/16)
 ACC 7 at Notre Dame (1/20/16)

Rebounds

Career 13 VMI (12/22/14)
 ACC 9 at North Carolina (1/18/15)

Assists

Career 2 vs Virginia (1/4/16)
 ACC 2 vs Virginia (1/4/16)

Blocks

Career 3, 3x, last VMI (12/22/14)
 ACC 2, 3x, last vs Miami (2/17/16)

Steals

Career 3 vs Florida State (2/7/15)
 ACC 3 vs Florida State (2/7/15)

2015-16: Started in all six contests through UAB ... Grabbed four boards and picked up one point from the free throw line in the opener against Alabama State ... Scored a season high six points shooting 3-4 from the field with five rebounds in 14 minutes against Jacksonville State ... Blocked two shots, grabbed two steals and snagged three defensive boards against VMI, adding two points ... Picked up a point from the charity stripe in win over North Carolina A&T ... Grabbed two defensive rebounds against Iowa State ... Cleaned three rebounds off the glass in a win over UAB ... Snagged two defensive rebounds against Northwestern ... Scored a point from the free throw line and grabbed three rebounds against Arkansas-Pine Bluff ... Grabbed two boards against Lamar ... Recorded two steals, an assist and two rebounds against Grambling State ... Drained a career-high 12 points on 4-for-4 from the field and picked up four points at the charity stripe against West Virginia ... Grabbed four rebounds and recorded two blocks against NC State ... Snagged four rebounds and dished out a career-high two assists against Virginia ... Scored six points, shooting 3-for-5 from the floor, and grabbed four rebounds against Duke ... Shot a perfect 2-for-2 from the floor for four points and three rebounds against Wake Forest ... Scored two points and grabbed two rebounds against Georgia Tech ... Set an ACC career-high with 11 p points on 4-of-4 from the field against Notre Dame ... Scored two points against North Carolina ... Grabbed three rebounds, recorded one steal and scored four points against Louisville ... Scored two points and recorded one rebound against Pitt ... Grabbed one rebound against Clemson ... Saw one minute of action against Virginia ... Grabbed one rebound and recorded two blocks against Miami.

2014-15: Has played in 31 games and logged 16 starts ... Brought down eight rebounds and blocked three shots in the opener against Maryland-Eastern Shore ... Made the first start of his career against Northern Iowa ... Blocked three shots and grabbed four rebounds against Morgan State ... Scored four points and grabbed three rebounds at Penn State ... Blocked a shot and grabbed two rebounds in nine minutes against Radford ... Had six boards and six points against Alabama A&M ... Scored six points and set a new career high with 13 boards against VMI ... Blocked two shots and grabbed five rebounds in 12 minutes against Presbyterian ... Missed just one shot en-route to a 10-point, nine-rebound performance at No. 15 North Carolina ... Scored nine points and grabbed eight rebounds in just seven minutes of action at Syracuse ... Played an efficient nine minutes against Florida State, not missing a shot en-route to a six-point, three-steal performance ... Didn't miss a field goal, putting up 10 points in 12 minutes against Georgia Tech ... Added four points, four rebounds and two blocks in the ACC Tournament win over Wake Forest.

Before Tech: Transferred to Tech after spending year playing at Georgia Perimeter College ... Earned Defensive Player of the Year honors, as well as First Team All-Conference and All-Freshman Team accolades ... Averaged 13.2 points, 12.5 rebounds and 4.7 blocks per game at Georgia Perimeter ... Lettered at Newton High School where he earned All-Region honors.

Personal: Shane Linden Henry ... Son of Henry Wynter and Kimberly Gethers-Wynter ... Has five siblings: Sandra, Shana, Trina, Tashauna and Makai ... Plans to major in psychology.

Year	GP	-GS	Min	-Avg.	FGM	-FGA	-Pct.	3FG	-FGA	-Pct.	FTM	-FTA	-Pct.	Off.	Def.	Reb	-Avg.	A	TO	Blk	Stl	TP	Avg.
2014-15	31	16	318	10.3	31	73	.425	0	0	.000	10	22	.455	26	58	84	2.7	3	21	28	8	72	2.3
2015-16	24	17	216	9	20	38	.526	0	0	.000	10	32	.313	11	44	55	2.3	2	11	10	4	50	2.1
TOTAL	55	33	534	9.7	51	111	.459	0	0	.000	20	54	.370	37	102	139	2.5	5	32	38	12	122	2.2

DEVIN WILSON

JUNIOR • GUARD • 6-4 • 190
MCKEES ROCKS, PA. • MONTOUR

#11



Opponent	Min	FG-A-%	3FG-A-%	FT-A-%	O-D-T	A	TO	Blk	Stl	Pts
ALABAMA STATE#			--- DNP ---							
JACKSONVILLE STATE#			--- DNP ---							
VMI			--- DNP ---							
NORTH CAROLINA A&T	23	0-0-.000	0-0-.000	2-4-.500	0-1-1	3	1	0	0	2
Iowa State^	20	1-1-1.000	0-0-.000	0-0-.000	0-2-2	2	0	0	0	2
UAB^	24	1-1-1.000	0-0-.000	5-6-.833	0-3-3	5	2	0	0	7
NORTHWESTERN%	31	1-3-.333	0-1-.000	2-2-1.000	0-1-1	5	1	0	1	4
ARKANSAS-PINE BLUFF	21	0-1-.000	0-0-.000	2-2-1.000	0-4-4	2	0	0	2	2
at Radford	27*	3-3-1.000	1-1-1.000	0-0-.000	0-3-3	5	2	0	1	7
LAMAR	26*	0-3-.000	0-1-.000	1-2-.500	0-1-1	3	0	0	1	1
GRAMBLING STATE	24	1-4-.250	0-0-.000	0-0-.000	0-0-0	4	1	0	2	2
St. Joseph's	26*	0-4-.000	0-3-.000	1-2-.500	1-3-4	3	2	0	0	1
WEST VIRGINIA	34*	2-2-1.000	0-0-.000	0-2-.000	0-0-0	1	4	0	1	4
NC STATE	19	0-2-.000	0-1-.000	1-2-.500	0-2-2	0	0	0	0	1
VIRGINIA	16	1-2-.500	0-1-.000	0-0-.000	0-2-2	2	0	0	1	2
at Duke	17	0-2-.000	0-0-.000	0-0-.000	0-2-2	1	0	0	0	0
WAKE FOREST	14	0-1-.000	0-0-.000	0-0-.000	0-0-0	0	0	0	3	0
at Georgia Tech	24	1-1-1.000	0-0-.000	2-2-1.000	0-0-0	1	1	0	1	4
at Notre Dame	11	0-0-.000	0-0-.000	0-0-.000	0-0-0	0	2	0	0	0
NORTH CAROLINA	22	2-3-.667	1-1-1.000	0-1-.000	0-3-3	3	1	0	2	3
LOUISVILLE	14	0-0-.000	0-0-.000	0-0-.000	1-0-1	0	0	0	0	0
at Pittsburgh	27	0-4-.000	0-2-.000	0-0-.000	0-3-3	4	3	0	0	0
at Syracuse	27*	1-1-1.000	1-1-1.000	0-0-.000	0-0-0	2	3	0	1	3
CLEMSON	28*	0-3-.000	0-1-.000	0-0-.000	0-2-2	4	1	0	1	0
at Virginia	34*	0-3-.000	0-1-.000	0-0-.000	0-3-3	2	1	0	0	0
at Miami	25*	0-3-.000	0-1-.000	0-1-.000	1-4-5	2	1	0	2	0
FLORIDA STATE										
at Boston College										
at Wake Forest										
PITTSBURGH										
MIAMI										

CAREER HIGHS

Points

Career 26 vs Wake Forest (1/22/13)
ACC 26 vs Wake Forest (1/22/13)

Minutes Played

Career 46 at Pittsburgh (2/8/14)
ACC 46 at Pittsburgh (2/8/14)

Field Goals Made

Career 7 at Notre Dame (1/19/14)
ACC 7 at Notre Dame (1/19/14)

Field Goal Attempts

Career 13 vs North Carolina (3/1/14)
ACC 13 vs North Carolina (3/1/14)

3-PT Field Goals Made

Career 3 vs Wake Forest (1/22/14)
ACC 3 vs Wake Forest (1/22/14)

3-PT Field Goal Attempts

Career 6 vs North Carolina (3/1/14)
ACC 6 vs North Carolina (3/1/14)

Free Throws Made

Career 11 vs Wake Forest (1/22/14)
ACC 11 vs Wake Forest (1/22/14)

Free Throw Attempts

Career 14 vs Wake Forest (1/22/14)
ACC 14 vs Wake Forest (1/22/14)

Rebounds

Career 7 vs UNCG (12/28/13), vs MSU (11/30/14)
ACC 5, 2x, last at Miami (2/17/16)

Assists

Career 11, 3x, last vs Duke (2/25/15)
ACC 11 vs Duke (2/25/15)

Blocks

Career 1, 6x, last vs Morgan State (11/30/14)
ACC 1, 3x, last vs North Carolina (3/1/14)

Steals

Career 3, 4x, last vs Wake Forest (1/13/16)
ACC 3, 4x, last vs Wake Forest (1/13/16)

*-ACC games; #-Emerald Coast Classic (Blacksburg, Va.); ^-Emerald Coast Classic (Destin, Fla.); % -Big 10/ACC Challenge;

2015-16: Made his first appearance of the season against North Carolina A&T, recording two points and one rebound, with three assists ... Scored two points in 20 minutes of action against Iowa State, adding two defensive rebounds ... Scored five points from the free throw line against UAB en route to seven total points, with a season-high five assists and three rebounds ... Scored four points and dished out five assists in a season-high 31 minutes against Northwestern ... Added two points to four rebounds and two assists and steals against Arkansas-Pine Bluff ... Went a perfect 3-for-3 from the floor en route to seven points and dished out five assists against Radford ... Scored a single point from the free throw line to go along with three assists and a rebound against Lamar ... Moved into the program's top 10 all-time assists list after dishing out four dimes against Grambling State ... Scored one point from the free throw line and grabbed four boards to go alone with three assists against St. Joseph's ... Scored four points on a perfect 2-for-2 from the floor against West Virginia ... Grabbed two rebounds and scored one point from the free throw line against North Carolina State ... Scored two points, grabbed two boards and distributed two assists against Virginia ... Snagged two defensive rebounds and dished out one dime against Duke ... Dished out three dimes against Wake Forest ... Scored four points in addition to distributing one assist and one steal against Georgia Tech ... Saw 11 minutes of action against Notre Dame ... Dished out three assists and scored three points, recording two steals, against North Carolina ... Snagged one rebound against Louisville ... Grabbed three boards and dished out four assists against Pitt ... Scored three points, dished out two assists and snagged one steal against Syracuse ... Dished out four dimes, grabbed two rebounds and recorded one steal against Clemson ... Distributed two assists and grabbed three rebounds against Virginia ... Snagged five rebounds, dished out two dimes and recorded to blocks against Miami.

2014-15: Played in all 33 games, starting 28 ... Had six assists and five points in the opener against Maryland-Eastern Shore ... Scored 13 points and added nine assists against Liberty ... Scored 10 points and added three assists and two steals against Appalachian State ... Had four assists against Northern Iowa ... Scored seven points against Miami (OH) ... Recorded the first double-double of his career with 10 points and 11 assists, also adding seven rebounds against Morgan State ... Had three steals at Penn State ... Scored 11 points and grabbed six rebounds against Radford ... Had 10 points and five rebounds against The Citadel ... Put up 16 points and added six assists against VMI ... Had eight points and five assists against Presbyterian ... Scored seven points at No. 17 West Virginia ... Had 13 points and eight assists against Syracuse ... Never turned the ball over, finishing with seven assists and six points ... Had five assists and afor rebounds at No. 6 Louisville ... Scored 11 points against No. 8 Notre Dame ... Grabbed five rebounds and scored seven points against No. 2 Virginia ... Had seven assists, five rebounds and five points in the win over Pitt ... Didn't miss a shot at Wake Forest, finishing the game with 11 points and six assists ... Had five assists and three rebounds at Clemson ... Scored 11 points and grabbed four rebounds at NC State ... Notched the second double-double of his career with 10 points and 11 assists against No. 4 Duke ... Scored eight points and grabbed four rebounds at No. 2 Virginia ... Had five points and five assists against Boston College ... Had five assists and three steals in the Hokies' ACC Tournament win over Wake Forest ... Scored seven points and added four assists against Miami in the ACC Tournament.

High School: Won four letters under Coach Adam Kaufman at Montour High School ... Helped his team to the state championship twice, also bringing home a pair of district titles ... Earned First Team All-State honors ... Named Player of the Year by the Pittsburgh Post-Gazette and Tribune Review.

Personal: Devin Alexander Wilson ... Born October 17, 1994 in McKees Rocks, Pa. ... Son of Pierre and Romi Wilson ... Has one brother, Christian, who played football at North Carolina ... Plans to study political science.

Year	GP	-GS	Min	-Avg.	FGM	-FGA	-Pct.	3FGM	-FGA	-Pct.	FTM	-FTA	-Pct.	Off.	Def.	Reb	-Avg.	A	TO	Blk	Stl	TP	Avg.
2013-14	31	31	1081	34.9	75	201	.373	14	45	.311	122	185	.659	15	85	100	3.2	148	90	5	25	286	9.2
2014-15	33	28	990	30.0	63	140	.450	8	27	.296	79	112	.705	13	84	97	2.9	140	63	2	29	213	6.5
2015-16	23	8	534	23.2	14	47	.298	3	15	.200	16	26	.615	3	39	42	1.8	54	26	0	19	47	2.0
TOTAL	87	67	2605	29.9	152	388	.392	25	87	.287	217	323	.672	31	208	239	2.7	342	179	7	73	546	6.3

SETH ALLEN

R-JUNIOR • GUARD • 6-1 • 195

WOODBRIDGE, VA. • FREDERICKSBURG CHRISTIAN/
MARYLAND

#4



Opponent	Min	FG-A-%	3FG-A-%	FT-A-%	O-D-T	A	TO	Blk	Stl	Pts
ALABAMA STATE#	27*	2-9-.222	2-7-.286	7-8-.875	0-4-4	4	4	0	0	13
JACKSONVILLE STATE#	21	2-9-.222	0-4-.000	3-6-.500	0-3-3	1	5	0	0	7
VMI	25	5-11-.455	3-5-.600	4-7-.571	0-6-6	3	4	1	0	17
NORTH CAROLINA A&T	13	2-5-.4000	0-2-.000	3-5-.6000	0-2-2	2	1	0	0	7
Iowa State^	27	4-13-.308	0-5-.000	2-3-.667	0-1-1	2	1	0	1	10
UAB^	36	7-19-.368	2-9-.222	7-8-.875	0-4-4	1	3	0	0	23
NORTHWESTERN%	35	7-15-.467	4-8-.500	7-8-.875	0-4-4	2	3	0	2	25
ARKANSAS-PINE BLUFF	20	3-8-.375	0-3-.000	5-6-.833	0-1-1	1	4	1	1	11
at Radford	23	5-12-.417	1-5-.200	6-9-.667	0-2-2	2	1	0	0	17
LAMAR	25	4-10-.400	1-4-.250	1-1-1.000	1-3-4	7	1	1	0	10
GRAMBLING STATE	28*	5-14-.357	1-7-.143	2-4-.500	1-6-7	1	1	0	2	13
St. Joseph's	32*	7-16-.438	3-7-.429	1-2-.500	0-4-4	1	5	0	1	18
WEST VIRGINIA	18	2-3-.667	0-2-.000	4-4-1.000	0-2-2	1	4	0	1	10
NC STATE	39*	9-19-.474	3-5-.600	2-2-1.000	1-3-4	1	2	1	1	23
VIRGINIA	34*	4-11-.364	2-5-.400	3-6-.500	0-2-2	3	3	0	1	13
at Duke	30*	1-9-.111	0-2-.000	1-2-.500	0-3-3	2	5	1	0	3
WAKE FOREST	32*	2-7-.286	0-3-.000	2-3-.667	0-1-1	4	1	0	0	6
at Georgia Tech	26*	1-4-.250	0-1-.000	11-13-.846	0-2-2	4	5	1	2	13
at Notre Dame	30*	5-14-.357	1-5-.200	9-11-.818	0-2-2	8	3	0	1	20
NORTH CAROLINA	34*	2-11-.182	1-5-.200	6-8-.750	1-4-5	4	4	0	2	11
LOUISVILLE	30*	6-13-.462	1-7-.143	13-14-.929	0-4-4	2	4	0	1	26
at Pittsburgh	33*	7-10-.700	5-5-1.000	9-12-.750	1-5-6	3	5	1	0	28
at Syracuse	39*	4-12-.333	2-6-.333	1-2-.500	0-4-4	4	4	0	1	11
CLEMSON	32*	4-11-.364	1-5-.200	1-1-1.000	1-2-3	1	3	0	0	10
at Virginia	30*	3-9-.333	0-2-.000	0-0-0.000	0-1-1	2	0	1	0	6
at Miami	19*	1-6-.167	1-2-.500	2-2-1.000	0-0-0	1	5	0	0	5
FLORIDA STATE										
at Boston College										
at Wake Forest										
PITTSBURGH										
MIAMI										

*- ACC games; # - Emerald Coast Classic (Blacksburg, Va.); ^- Emerald Coast Classic (Destin, Fla.); % - Big 10/ACC Challenge;

CAREER HIGHS

Points

Career 28 at Pittsburgh (1/31/16)
ACC 28 at Pittsburgh (1/31/16)

Minutes Played

Career 39, 2x, last at Syracuse (2/2/16)
ACC 39, 2x, last at Syracuse (2/2/16)

Field Goals Made

Career 9 vs NC State (1/2/16)
ACC 9 vs NC State (1/2/16)

Field Goal Attempts

Career 19 vs NC State (1/2/16)
ACC 19 vs NC State (1/2/16)

3-PT Field Goals Made

Career 5 vs Pittsburgh (1/31/16)
ACC 5 vs Pittsburgh (1/31/16)

3-PT Field Goal Attempts

Career 9 vs UAB (11/28/15)
ACC 7 vs Louisville (1/27/16)

Free Throws Made

Career 13 vs Louisville (1/27/16)
ACC 13 vs Louisville (1/27/16)

Free Throw Attempts

Career 14 vs Louisville (1/27/16)
ACC 14 vs Louisville (1/27/16)

Rebounds

Career 7 vs Grambling State (12/19/15)
ACC 6 at Pittsburgh (1/31/16)

Assists

Career 8 at Notre Dame (1/20/16)
ACC 8 at Notre Dame (1/20/16)

Blocks

Career 1, 8x, last at Virginia (2/9/16)
ACC 1, 5x, last at Virginia (2/9/16)

Steals

Career 2, 4x, last vs North Carolina (1/24/16)
ACC 2, 2x, last vs North Carolina (1/24/16)

2015-16: Made his first start as a Hokie in the season opener against Alabama State, scoring 13 points with four boards and four assists ... Scored seven points, including three from the charity stripe, with three rebounds against Jacksonville State ... Dropped a career high 17 points shooting 5-for-11 from the floor, 3-for-5 from downtown and 4-for-7 from the line with a season high six rebounds and three dishes against VMI ... Drained seven points with two assists and two rebounds against North Carolina A&T ... Scored in double-digits for the third time, draining 10 points to go along with one board, two assists and his first steal as a Hokie ... Went off for 23 points, his career's high, on 7-for-19 from the floor and a near-perfect 7-for-8 from the charity stripe with three rebounds ... Had a career night against Northwestern, scoring 25 points on 7-for-15, three from downtown, and grabbed four defensive boards to go along with two steals ... Drained 11 points, including 5-for-6 from the free throw line, to go along with one board, an assist, a block and a steal against Arkansas-Pine Bluff ... Scored 17 points in 23 minutes, including 6-for-9 from the charity stripe, and added two rebound and assists against Radford ... Dished out a career-high seven assists to go with 10 points and four boards against Lamar ... Grabbed a career-high seven boards, six on the defensive end, and scored 13 points against Grambling State ... Scored 18 points against St. Joseph's, including three from beyond the arc, and added four rebounds, one assist and one steal ... Drained 10 points for his 11th double-digit outing of the season against West Virginia ... Scored 23 points in 39 minutes with four rebounds, one assist, one steal and one block against North Carolina State ... Scored 13 points and dished out three assists against Virginia ... Blocked one shot, snagged three rebounds and scored three points against Duke ... Scored six points and dished out four assists against Wake Forest ... went 11-13 from the free throw line, scoring all 13 points in the second half against Georgia Tech ... Scored 20 points, including 9-of-11 from the free throw line, and distributed a career-high eight dimes against Notre Dame ... Scored in double-digits for the third straight game, draining 11 points and grabbed five rebounds with four assists against North Carolina ... Scored a career-high 26 points including 13-of-14 from the free throw line against Louisville ... Set a new career-high with 28 points and six rebounds, adding three assists and a block against Pitt ... Scored 11 points and dished out four assists against Syracuse ... Grabbed three rebounds, scored 10 points and distributed one dime against Clemson ... Scored six points, snagged one board and dished out two assists against Virginia ... Scored five points and distributed one assist against Miami.

2014-15: Sat out per NCAA transfer rules

At Maryland: Played in 20 games as a sophomore for the Terps, making 15 starts ... Averaged 13.4 points and 3.0 assists in his second season after missing the first 12 games due to injury ... Tallied 36 steals as a freshman, also averaging 7.8 ppg ... Earned ACC Rookie of the Week honors (2/18/13) after scoring 16 points and sealing the upset of then-No. 2 Duke.

High School: Won a letter in each of his two years at Fredericksburg Christian ... Graded at 89 and a three-star prospect by ESPN.com ... Rated the 42nd best shooting guard by ESPN and the 7th best player in Virginia ... Averaged 20 points, five assists and four rebounds as a senior ... Led Fredericksburg Christian to a 31-2 record and a conference title as a junior ... Took just 42 high school games to score his 1,000th career point.

Personal: Born Oct. 20, 1994 in Fairfax, Virginia ... Son of Joe and Deborah Allen ... Is the youngest of four children: Starr (sister) and (brothers) Cameron and Brandon, who played basketball at Mount Olive College in North Carolina ... Father played running back at Arizona State University ... Plans to major in international studies.

Year	GP	GS	Min	Avg.	FGM	FGA	Pct.	3FGM	3FGA	Pct.	FTM	FTA	Pct.	Off.	Def.	Reb	Avg.	A	TO	Blk	Stl	TP	Avg.
2015-16	26	16	738	28.4	105	283	.371	34	121	.281	112	147	.762	6	75	81	3.1	67	82	7	19	356	13.7
TOTAL	26	16	738	28.4	105	283	.371	34	121	.281	112	147	.762	6	75	81	3.1	67	82	7	19	356	13.7

ZACH LEDAY

R-JUNIOR • FORWARD • 6-7 • 235

DALLAS, TEXAS • THE COLONY/SOUTH FLORIDA

#32



Opponent	Min	FG-A-%	3FG-A-%	FT-A-%	O-D-T	A	TO	Blk	Stl	Pts
ALABAMA STATE#	35*	10-16-.625	0-0-.000	6-9-.667	7-8-15	2	0	1	0	26
JACKSONVILLE STATE#	33*	6-11-.545	1-1-1.000	2-4-.500	5-4-9	2	2	2	1	15
VMI	34*	3-11-.273	0-0-.000	7-7-1.000	3-7-10	0	2	1	0	13
NORTH CAROLINA A&T	26*	8-14-.571	0-3-.000	10-12-.833	4-8-12	2	0	2	2	26
Iowa State^	23*	8-14-.571	1-3-.333	2-4-.500	6-2-8	1	1	0	0	19
UAB^	29*	4-11-.364	0-1-.000	7-10-.700	5-5-10	2	2	1	0	15
NORTHWESTERN%	17*	0-4-.000	0-1-.000	2-2-1.000	0-1-1	0	1	1	0	2
ARKANSAS-PINE BLUFF	26*	2-8-.250	0-0-.000	9-10-.900	4-6-10	0	4	0	1	13
at Radford	27*	3-7-.429	0-0-.000	1-2-.500	3-6-9	3	1	1	1	7
LAMAR	29*	8-13-.615	0-2-.000	3-4-.750	4-6-10	0	3	2	1	19
GRAMBLING STATE	19	6-14-.429	0-0-.000	2-3-.667	6-3-9	2	1	2	1	14
St. Joseph's	35*	4-9-.444	0-0-.000	2-3-.667	4-7-11	1	4	4	2	10
WEST VIRGINIA	33*	2-7-.286	0-0-.000	7-10-.700	2-7-9	2	1	1	1	11
NC STATE	41*	2-6-.333	0-1-.000	5-6-.833	5-7-12	1	0	3	1	9
VIRGINIA	37*	8-15-.533	3-4-.750	3-4-.750	3-4-7	1	1	1	2	22
at Duke	36*	6-11-.545	0-1-.000	6-6-1.000	3-6-9	2	1	1	0	18
WAKE FOREST	27*	6-10-.600	4-4-1.000	4-5-.800	0-3-3	4	2	0	0	20
at Georgia Tech	33*	7-15-.467	1-4-.250	6-8-.750	1-6-7	0	2	4	0	21
at Notre Dame	32*	7-11-.636	2-2-1.000	6-7-.857	0-2-2	1	1	0	0	22
NORTH CAROLINA	34*	3-8-.375	2-3-.667	9-11-.818	1-3-4	2	4	3	0	17
LOUISVILLE	38*	6-11-.545	0-1-.000	8-8-1.000	1-2-3	1	1	2	1	20
at Pittsburgh	32*	5-13-.384	1-4-.250	1-2-.500	3-6-9	1	3	1	1	12
at Syracuse	35*	6-11-.545	0-1-.000	1-2-.500	3-5-8	2	3	0	2	13
CLEMSON	34	5-13-.384	0-0-.000	9-10-.900	4-8-12	2	0	4	1	19
at Virginia	17	1-7-.143	1-4-.250	4-4-1.000	0-4-4	1	4	0	1	7
at Miami	22*	2-9-.222	0-3-.000	2-2-1.000	2-1-3	0	0	0	0	6
FLORIDA STATE										
at Boston College										
at Wake Forest										
PITTSBURGH										
MIAMI										

*-ACC games; #-Emerald Coast Classic (Blacksburg, Va.); ^-Emerald Coast Classic (Destin, Fla.); % -Big 10/ACC Challenge;

2015-16: Opened his Virginia Tech career with a double-double, 26 points/15 rebounds and two assists, in the season opener against Alabama State ... Scored 15 points with two assists, two blocks and nine boards against Jacksonville State ... Made is three straight games in double figure, scoring 13 points with 10 rebounds, including a perfect 7-for-7 from the line against VMI ... Recorded his third double-double in four games with 26 points and 12 rebounds, adding four dishes, two blocks and two steals against North Carolina A&T ... Scored 19 points on 8-for-14 from the floor while cleaning up six offensive boards, eight total against Iowa State ... Notched his fourth double-double as a Hokie with 15 points and 10 rebounds as well as two assists ... Went a perfect 2-for-2 from the free throw line and grabbed a defensive rebound against Northwestern ... Picked up his fifth double-double in eight games with 13 points and 10 rebounds, including 9-for-10 from the charity stripe ... Grabbed nine rebounds and scored seven points with a season-high three assists against Radford ... Scored 19 points to go along with 10 boards for his sixth double-double of the season against Lamar ... Narrowly missed another double-double against Grambling State, finishing with 19 points, 9 rebounds and two each of assists, blocks and steals ... Notched another double-double with 10 points and 11 assists, which recording a career-high four blocks against St. Joseph's ... Picked up 10 points, with seven coming at the charity stripe, and nine boards against West Virginia ... Scored nine points and grabbed 12 boards in an outing highlighted by three massive blocks against NC State ... Drained 22 points behind 3-of-4 from downtown with seven rebounds, one assist, one steal and two blocks against Virginia ... Scored a team-high 18 points and grabbed nine rebounds against Duke ... Drained 20 points, including 4-of-4 from three point range, and grabbed three rebounds and distributed three assists against Wake Forest ... Scored 21 points, grabbed seven boards and recorded four blocks against Georgia Tech ... Was a perfect 2-of-2 from three-point range, finishing with 22 points, two rebounds and an assist against Notre Dame ... Recorded three blocks, two assists, four rebounds and scored 17 points against North Carolina ... Scored 20 points and grabbed three rebounds against Louisville ... Narrowly missed another double-double, scoring 12 points and grabbing nine rebounds, adding one assist, one steal and one block against Pitt ... Scored 13 points and grabbed eight rebounds, distributing two assists and recording one steal against Syracuse ... Recorded another double-double with 19 points and 12 rebounds, also blocking a career-high four shots against Clemson ... Scored seven points and grabbed four rebounds against Virginia ... Grabbed three rebounds to go along with six points against Miami.

2014-15: Sat out per NCAA transfer rules

At South Florida: Played in 63 games through two seasons at South Florida ... Saw action in 32 games as a sophomore, making 16 starts ... Averaged 4.1 points and 2.5 rebounds per game at USF.

High School: Averaged 20.6 points, 8.4 rebounds and 1.5 blocks per game for The Colony High School as a senior.

Personal: Zachary Vincent LeDay ... Born May 30, 1994 in Dallas, Texas ... Son of Christy LeDay ... Has two siblings, Seth and Chris ... Plans to major in psychology.

CAREER HIGHS

Points

Career 26, 2x, last vs North Carolina A&T (11/24/15)
ACC 22, 2x, last at Notre Dame (1/20/16)

Minutes Played

Career 41 vs NC State (1/2/16)
ACC 41 vs NC State (1/2/16)

Field Goals Made

Career 10 vs Alabama State (11/14/15)
ACC 8 vs Virginia (1/4/16)

Field Goal Attempts

Career 16 vs Alabama State (11/14/15)
ACC 15, 2x, last at Georgia Tech (1/16/16)

3-PT Field Goals Made

Career 4 vs Wake Forest (1/13/16)
ACC 4 vs Wake Forest (1/13/16)

3-PT Field Goal Attempts

Career 4, 4x, last at Pittsburgh (1/31/16)
ACC 4, 4x, last at Pittsburgh (1/31/16)

Free Throws Made

Career 10 vs North Carolina A&T (11/24/15)
ACC 9, 2x, last vs Clemson (2/6/16)

Free Throw Attempts

Career 12 vs North Carolina A&T (11/24/15)
ACC 11 vs North Carolina (1/24/16)

Rebounds

Career 15 vs Alabama State (11/14/15)
ACC 12, 2x, last vs Clemson (2/6/16)

Assists

Career 4 vs Wake Forest (1/13/16)
ACC 4 vs Wake Forest (1/13/16)

Blocks

Career 4, 3x, last vs Clemson (2/6/16)
ACC 4, 2x, last vs Clemson (2/6/16)

Steals

Career 2, 4x, last vs Virginia (1/4/16)
ACC 2 vs Virginia (1/4/16)

Year	GP	-GS	Min	-Avg.	FGM	-FGA	-Pct.	3FG	-FGA	-Pct.	FTM	-FTA	-Pct.	Off.	Def.	Reb	-Avg.	A	TO	Blk	Stl	TP	Avg.
2015-16	26	23	784	30.2	128	279	.459	16	43	.372	124	155	.800	79	127	206	7.9	35	44	37	19	396	15.2
TOTAL	26	23	784	30.2	128	279	.459	16	43	.372	124	155	.800	79	127	206	7.9	35	44	37	19	396	15.2

JUSTIN BIBBS

SOPHOMORE • GUARD • 6-5 • 220
DAYTON, OHIO • MONTVERDE ACADEMY (FLA.)

#10



CAREER HIGHS

Points

Career 32 vs Wake Forest (1/13/16)
ACC 32 vs Wake Forest (1/13/16)

Minutes Played

Career 43 at Syracuse (2/2/16)
ACC 43 at Syracuse (2/2/16)

Field Goals Made

Career 12 vs Wake Forest (1/13/16)
ACC 12 vs Wake Forest (1/13/16)

Field Goal Attempts

Career 18, 2x, last vs Wake Forest (1/13/16)
ACC 18, 2x, last vs Wake Forest (1/13/16)

3-PT Field Goals Made

Career 7 vs Grambling State (12/19/15)
ACC 4, 2x, last at FSU (1/6/15)

3-PT Field Goal Attempts

Career 10, 2x, last at Syracuse (2/2/16)
ACC 10 at Syracuse (2/2/16)

Free Throws Made

Career 8 vs VMI (12/22/14)
ACC 5, 2x, last vs Wake Forest (1/13/16)

Free Throw Attempts

Career 10 vs VMI (12/22/14)
ACC 7 at Florida State (1/6/15)

Rebounds

Career 11, 2x, last at Syracuse (2/2/16)
ACC 11, 2x, last at Syracuse (2/2/16)

Assists

Career 4, 4x, last at Syracuse (2/3/15)
ACC 4 at Syracuse (2/3/15)

Blocks

Career 1 vs The Citadel (12/20/14)
ACC N/A

Steals

Career 3 vs Wake Forest (1/13/16)
ACC 3 vs Wake Forest (1/13/16)

Opponent	Min	FG-A-%	3FG-A-%	FT-A-%	O-D-T	A	TO	Blk	Stl	Pts
ALABAMA STATE#	32*	4-11-.364	1-3-.333	0-0-.000	0-2-2	1	1	0	1	9
JACKSONVILLE STATE#	33*	4-6-.667	3-4-.750	0-3-.000	0-7-7	1	1	0	0	11
VMI	31*	4-6-.667	2-3-.667	1-2-.500	0-1-1	3	0	0	0	11
NORTH CAROLINA A&T	25*	4-10-.400	2-2-1.000	2-3-.667	1-2-3	0	1	0	0	12
Iowa State^	22*	4-7-.571	2-5-.400	1-2-.500	0-0-0	0	2	0	1	11
UAB^	31*	3-5-.600	2-3-.667	0-0-.000	0-0-0	0	1	0	0	8
NORTHWESTERN%	41*	7-11-.636	3-5-.600	0-0-.000	1-1-2	1	1	0	0	17
ARKANSAS-PINE BLUFF	23*	4-4-1.000	4-4-1.000	1-2-.500	1-3-4	1	1	0	0	13
at Radford	34*	4-9-.444	1-2-.500	2-5-.400	0-2-2	1	0	0	0	11
LAMAR	25*	6-12-.500	5-9-.555	0-0-.000	0-4-4	1	0	0	0	17
GRAMBLING STATE	29*	10-14-.714	7-10-.700	4-4-1.000	1-1-2	0	0	0	1	31
St. Joseph's	35*	4-9-.444	0-2-.000	0-0-.000	0-0-0	1	0	0	0	8
WEST VIRGINIA	30*	1-4-.250	1-3-.333	2-2-1.000	0-3-3	2	4	0	0	5
NC STATE	30*	0-5-.000	0-3-.000	2-2-1.000	0-2-2	0	0	0	0	2
VIRGINIA	33*	6-10-.600	4-5-.800	0-0-.000	0-0-0	2	1	0	0	16
at Duke	31*	1-4-.250	0-2-.000	1-2-.500	0-4-4	1	0	0	0	3
WAKE FOREST	38*	12-18-.667	3-7-.429	5-5-1.000	1-1-2	2	1	0	3	32
at Georgia Tech	33*	2-8-.250	2-5-.400	2-2-1.000	0-5-5	1	0	0	0	8
at Notre Dame	39*	5-10-.500	2-6-.333	0-0-.000	0-3-3	1	0	0	0	12
NORTH CAROLINA	20*	2-5-.400	1-4-.250	1-1-1.000	0-3-3	0	1	0	0	6
LOUISVILLE	24*	4-7-.571	2-4-.500	0-0-.000	0-2-2	1	2	0	0	10
at Pittsburgh	34*	4-9-.444	2-6-.333	2-2-1.000	2-4-6	1	1	0	0	12
at Syracuse	43*	6-16-.375	3-10-.300	1-2-.500	1-10-11	3	3	0	1	16
CLEMSON	36*	5-13-.385	2-6-.333	0-0-.000	0-3-3	0	1	0	0	12
at Virginia	27*	2-6-.333	0-2-.000	0-0-.000	0-2-2	0	1	0	0	4
at Miami										
FLORIDA STATE										
at Boston College										
at Wake Forest										
PITTSBURGH										
MIAMI										

* - ACC games; # - Emerald Coast Classic (Blacksburg, Va.); ^ - Emerald Coast Classic (Destin, Fla.); % - Big 10/ACC Challenge;

2015-16: Played in six games, making six starts thus far ... Scored 9 points in the season debut, adding two rebounds against Alabama State ... Had 11 points shooting 4-for-6 from the floor and 3-for-4 from three-point land while grabbing a season-high seven boards against Jacksonville State ... Scored 11 points and dished out a season high three assists against VMI ... Made it three straight games in double-figure scoring with 12 points on 4-for-10 from the floor and a perfect 2-for-2 from downtown against North Carolina A&T ... Added 11 points in 22 minutes on 4-for-7 from the floor ... Scored eight points, including two three-pointers, in the OT win over UAB ... Played a career-high 41 minutes against Northwestern, scoring a season high 17 points on 7-for-11 from the field ... Was a perfect 4-for-4 from the field for 13 points and four boards against Arkansas-Pine Bluff ... Scored 11 points for three consecutive games in double digits while grabbing two rebounds against Radford ... Scored 17 points and tied a career high with five from three point range against Lamar ... Had a career night against Grambling State, scoring 31 points including seven three-point field goals and a perfect 4-of-4 from the free throw line ... Scored eight points and dished out one assist against St. Joseph's ... Picked up two points from the free throw line, five total, and snagged three rebounds against West Virginia ... Scored two points from the free throw line in the final seconds against North Carolina State ... Shot 4-of-5 from three point range en route to 16 points against Virginia ... Scored three points and cleaned up four defensive rebounds against Duke ... Had a career night against Wake Forest, scoring 32 points shooting 67 percent from the floor with two rebounds, two assists and three steals ... Scored eight points and snagged three rebounds against Georgia Tech ... Had his 12th double-digit game against Notre Dame, scoring 12 points and snagged three rebounds ... Scored six points and grabbed three boards against North Carolina ... Scored 10 points and dished out one dime against Louisville ... Went 4-of-9 from the floor for 12 points and added six rebounds against Pitt ... Recorded his first double-double of the season, scoring 16 points and grabbing 11 boards against Syracuse ... Scored 12 points and grabbed three rebounds against Clemson ... Grabbed two rebounds and scored four points against Virginia.

2014-15: Played in 29 games, making 20 starts ... Scored 15 points in his collegiate debut against Maryland-Eastern Shore ... Had 10 points and two rebounds against Liberty ... Made it three straight games scoring in double figures with 10 points against Appalachian State ... Had eight points against Northern Iowa ... Went 5-for-6 from three en route to a 22-point outing against Miami (OH) ... Grabbed five rebounds and added eight points against Morgan State ... Had 16 points, five rebounds and two steals at Penn State ... Had 10 points and four rebounds against Radford ... Scored 11 points and added four assists against Alabama A&M ... Blocked the final shot of the game to seal the win and scored nine points against The Citadel ... Put up 20 points and grabbed four rebounds against VMI ... Had 13 points, six rebounds and four assists against Presbyterian ... Was named ACC Rookie of the Week (12/29) ... Notched the first double-double of his career with 22 points and 11 rebounds against Syracuse ... Continued to roll in ACC play, scoring 25 points at Florida State ... Came off the bench for the first time, scoring 15 points and grabbing four rebounds at No. 6 Louisville ... Missed the game at No. 15 North Carolina and against No. 8 Notre Dame, No. 2 Virginia and Pitt due to a concussion ... Returned to action at Wake Forest, scoring 10 points ... Led the Hokies with 19 points, adding six rebounds and four assists at Syracuse ... Returned to the starting lineup and scored eight points against Georgia Tech ... Scored 11 points at Miami ... Led the way with 19 points and added five rebounds at NC State ... Scored 10 points and added four rebounds off the bench against No. 4 Duke ... Scored 11 points against Miami ... Scored nine points in the Hokies' ACC Tournament win over Wake Forest.

High School: Won two letters at Chaminade Julienne before spending the final two years of his high school career at national powerhouse Montverde Academy ... Claimed back-to-back national championships at Montverde, helping his team to a 28-0 record as a senior ... Ranked as a top 40 shooting guard nationally by 247sports.com, Rivals.com and ESPN.


Personal: Justin Michael Bibbs ... Born Jan. 14, 1996 in Dayton, Ohio ... Son of Vincent and Gayle Bibbs ... Has a brother, Jonathan ... Uncle is NFL Hall of Famer Michael Haynes ... Plans to study art and graphic design.

Year	GP	-GS	Min	-Avg.	FGM	-FGA	-Pct.	3FG	-FGA	-Pct.	FTM	-FTA	-Pct.	Off.	Def.	Reb	-Avg.	A	TO	Blk	Stl	TP	Avg.
2014-15	29	20	863	29.8	119	279	.427	45	109	.413	49	75	.653	10	77	87	3.0	52	56	1	11	332	11.4
2015-16	25	24	779	31.2	108	219	.493	54	115	.470	27	39	.692	8	65	73	2.9	24	23	0	7	297	11.9
TOTAL	54	44	1642	30.4	227	498	.456	99	224	.442	76	114	.667	18	142	160	3.0	76	79	1	18	629	11.6

AHMED HILL

SOPHOMORE • GUARD • 6-5 • 195
AUGUSTA, GA. • AQUINAS

#13



Opponent	Min	FG-A-%	3FG-A-%	FT-A-%	O-D-T	A	TO	Blk	Stl	Pts
ALABAMA STATE#			---	DNP	---					
JACKSONVILLE STATE#			---	DNP	---					
VMI			---	DNP	---					
NORTH CAROLINA A&T			---	DNP	---					
Iowa State^			---	DNP	---					
UAB^			---	DNP	---					
NORTHWESTERN%			---	DNP	---					
ARKANSAS-PINE BLUFF			---	DNP	---					
at Radford			---	DNP	---					
LAMAR			---	DNP	---					
GRAMBLING STATE			---	DNP	---					
St. Joseph's			---	DNP	---					
WEST VIRGINIA			---	DNP	---					
NC STATE			---	DNP	---					
VIRGINIA			---	DNP	---					
at Duke			---	DNP	---					
WAKE FOREST			---	DNP	---					
at Georgia Tech			---	DNP	---					
at Notre Dame			---	DNP	---					
NORTH CAROLINA			---	DNP	---					
LOUISVILLE			---	DNP	---					
at Pittsburgh			---	DNP	---					
at Syracuse			---	DNP	---					
CLEMSON			---	DNP	---					
at Virginia			---	DNP	---					
at Miami			---	DNP	---					
FLORIDA STATE										
at Boston College										
at Wake Forest										
PITTSBURGH										
MIAMI										

CAREER HIGHS

Points

Career 19 vs Florida State (2/7/15)
ACC 19 vs Florida State (2/7/15)

Minutes Played

Career 43 vs Pitt (1/27/15)
ACC 43 vs Pitt (1/27/15)

Field Goals Made

Career 6 vs FSU (2/7/15), vs Miami (3/7/15)
ACC 6 vs FSU (2/7/15), vs Miami (3/7/15)

Field Goal Attempts

Career 14 vs Notre Dame (1/22/15)
ACC 14 vs Notre Dame (1/22/15)

3-PT Field Goals Made

Career 4 vs Florida State (2/7/15)
ACC 4 vs Florida State (2/7/15)

3-PT Field Goal Attempts

Career 7 vs Florida State (2/7/15)
ACC 7 vs Florida State (2/7/15)

Free Throws Made

Career 8 vs PC (12/27/14)
ACC 5 vs Pitt (1/27/15), vs Miami (3/7/15)

Free Throw Attempts

Career 11 vs PC (12/27/14)
ACC 7 vs Pitt (1/27/15)

Rebounds

Career 9 at Penn State (12/3/14)
ACC 8 vs Pitt (1/27/15)

Assists

Career 4 vs RU (12/7/14), vs ND (1/22/15)
ACC 4 vs Notre Dame (1/22/15)

Blocks

Career 1, 3x, last at Miami (2/18/15)
ACC 1 at UL (1/13/15), at Miami (2/18/15)

Steals

Career 3 at North Carolina (1/18/15)
ACC 3 at North Carolina (1/18/15)

*- ACC games; # - Emerald Coast Classic (Blacksburg, Va.); ^ - Emerald Coast Classic (Destin, Fla.); % - Big 10/ACC Challenge;

2014-15: Played in all 33 games, making 30 starts ... Scored 11 points and grabbed five rebounds in the opener against Maryland-Eastern Shore ... Scored nine points and added three rebounds against Appalachian State ... Had nine points in his first career start against Northern Iowa ... Had five points and four rebounds against Miami (OH) ... Scored 12 points and grabbed five rebounds against Morgan State ... Had nine boards and six points at Penn State ... Had four assists and four points against Radford ... Scored eight points and added three assists against Alabama A&M ... Had nine points and seven rebounds against The Citadel ... Had 10 points and six rebounds against VMI ... Scored 18 points and added six boards against Presbyterian ... Had eight points and three rebounds against Syracuse ... Scored 14 points and brought down seven rebounds at No. 6 Louisville ... Had seven points and three steals at No. 15 North Carolina ... Had 13 points, four assists and five rebounds against No. 8 Notre Dame ... Scored seven points against No. 2 Virginia ... Had 10 points and eight rebounds in the win over Pitt ... Scored 11 points, adding five rebounds and three assists at Wake Forest ... Helped lead Tech with 19 points, including four threes, against Florida State ... Scored seven points at Clemson and at NC State ... Had 11 points and three assists against No. 4 Duke ... Scored 10 points and grabbed four rebounds at No. 2 Virginia ... Had seven points, three assists and three rebounds against Boston College ... Was perfect from the free throw line en route to a 17-point performance against Miami ... Put up 12 points for the Hokies in their ACC Tournament win over Wake Forest ... Scored 10 points and added six rebounds against Miami in the ACC Tournament.

High School: Played three years at Aquinas High School after transferring following his freshman year ... Is the third-leading scorer in the state of Georgia, scoring 3,024 points through his high school career ... Helped his team to a 22-7 record and state semifinal appearance as a senior ... Was a three-time All-Area and two-time All-State honoree ... Helped his team claim conference and regional championships as a junior, averaging 30.0 ppg and 12.0 rpg ... Was a four-star recruit according to ESPN, 24-7 Sports and Rivals.com ... Played AAU for Southern Stampedede.

Personal: Ahmed Hill ... Born March 21, 1995 in Fort Valley, Georgia ... Son of Donna Hill ... Has two siblings, Braxton and Ducey ... Majoring in communications.

Year	GP	-GS	Min	-Avg.	FGM	-FGA	-Pct.	3FG	-FGA	-Pct.	FTM	-FTA	-Pct.	Off.	Def.	Reb	-Avg.	A	TO	Blk	Stl	TP	Avg.
2014-15	33	30	978	29.6	99	248	.399	32	83	.386	58	84	.690	35	87	122	3.7	51	51	4	15	288	8.7
TOTAL	33	30	978	29.6	99	248	.399	32	83	.386	58	84	.690	35	87	122	3.7	51	51	4	15	288	8.7

JALEN HUDSON

SOPHOMORE • GUARD • 6-5 • 195
RICHMOND, VA. • ST. VINCENT-ST.MARY (OHIO)

#23



CAREER HIGHS

Opponent	Min	FG-A-%	3FG-A-%	FT-A-%	O-D-T	A	TO	Blk	Stl	Pts
ALABAMA STATE#	15*	1-2-.500	0-0-.000	1-1-1.000	1-0-1	0	2	0	0	3
JACKSONVILLE STATE#	12	0-3-.000	0-1-.000	0-0-.000	0-0-0	1	1	0	0	0
VMI	5	0-0-.000	0-0-.000	0-0-.000	0-0-0	0	0	0	0	0
NORTH CAROLINA A&T	16	0-2-.000	0-2-.000	2-3-.667	0-0-0	1	1	0	0	2
Iowa State^	18	2-5-.400	0-1-.000	3-4-.750	0-3-3	1	0	0	1	7
UAB^	17	1-2-.500	1-1-1.000	0-0-.000	1-1-2	1	2	0	2	7
NORTHWESTERN%	25	3-6-.500	0-1-.000	2-4-.500	2-4-6	0	1	0	0	8
ARKANSAS-PINE BLUFF	25*	3-4-.750	2-2-1.000	7-11-.636	1-3-4	2	4	0	5	15
at Radford	23*	5-9-.555	0-0-.000	2-5-.400	0-2-2	2	1	1	3	12
LAMAR	24*	5-10-.500	2-5-.400	2-5-.400	1-0-1	0	2	0	0	14
GRAMBLING STATE	9	1-5-.200	1-2-.500	1-2-.500	0-0-0	0	3	0	0	4
St. Joseph's	22	3-9-.333	0-4-.000	1-1-1.000	1-2-3	0	1	1	1	7
WEST VIRGINIA	21*	2-5-.400	1-2-.500	4-6-.667	1-0-1	0	0	1	0	9
NC STATE	28*	10-21-.476	1-5-.200	2-3-.667	2-1-3	0	1	1	0	23
VIRGINIA	15*	0-2-.000	0-1-.000	2-2-1.000	0-0-0	0	1	0	1	2
at Duke	23*	2-9-.222	0-4-.000	4-7-.571	0-0-0	1	3	0	0	8
WAKE FOREST	16*	0-3-.000	0-1-.000	2-2-1.000	0-1-1	1	1	0	0	2
at Georgia Tech	21*	3-6-.500	1-1-1.000	0-2-.000	0-1-1	2	0	0	0	7
at Notre Dame	32*	4-11-.364	1-2-.500	0-0-.000	1-6-7	1	1	0	1	9
NORTH CAROLINA	32*	6-16-.375	2-5-.400	0-0-.000	0-4-4	0	3	0	0	14
LOUISVILLE	37*	7-14-.500	1-2-.500	12-14-.857	2-5-7	1	2	0	0	27
at Pittsburgh	15*	4-6-.667	3-4-.750	2-2-1.000	0-0-0	0	2	0	1	13
at Syracuse	18*	0-7-.000	0-4-.000	2-2-1.000	0-0-0	0	1	0	0	2
CLEMSON	24	5-12-.417	1-4-.250	2-2-1.000	0-2-2	0	1	1	0	13
at Virginia	21	2-8-.250	1-3-.333	0-2-.000	1-2-3	0	1	0	1	5
at Miami	18	2-5-.400	2-2-1.000	0-0-.000	1-0-1	0	2	0	0	6
FLORIDA STATE										
at Boston College										
at Wake Forest										
PITTSBURGH										
MIAMI										

*- ACC games; # - Emerald Coast Classic (Blacksburg, Va.); ^- Emerald Coast Classic (Destin, Fla.); % - Big 10/ACC Challenge;

2015-16: Scored three points in 15 minutes in the season opener against Alabama State ... picked up two points from the charity stripe with one assist against North Carolina A&T ... Scored seven points with three rebounds against Iowa State ... Added seven points with an assist and two steals against UAB ... Scored a season-high eight points and grabbed a best six boards against Northwestern ... Notched 15 points, including seven from the charity stripe, and 3-for-4 from the field, to go along with a career-high 5 steals, four boards and two dimes against Arkansas-Pine Bluff ... Drained 12 points to go along with three steals and two boards against Radford ... Scored in double digits for the third consecutive game with 14 points on 5-of-10 from the field against Lamar ... Scored four points against Grambling State ... Drained seven points from the floor and snagged three rebounds against Lamar ... Picked up four points from the line en route to nine points and a block against West Virginia ... Had a career night against NC State, scoring 23 points on 10-for-21 with three rebounds in the overtime win ... Recorded one steal and scored two points from the free throw line against Virginia ... Scored eight points with one assist against Duke ... Drained two points from the free throw line and distributed one assist against Wake Forest ... Scored seven points, including a three point field goal, with two assists against Georgia Tech ... Equaled a career-high with seven rebounds and scored nine points against Notre Dame ... Scored 14 points on 6-of-16 from the floor and snagged four boards against North Carolina ... Scored a season-high 27 points and equaled a career-high seven boards against Louisville ... Nabbed one steal and scored 13 points against Pitt ... Scored two points from the free-throw line against Syracuse ... Recorded one block, two rebounds and scored 13 points against Clemson ... Scored five points and grabbed three rebounds against Virginia ... Scored six points on 2-of-2 from downtown and grabbed one board against Miami.

2014-15: Played in 32 games, making three starts ... Had four points and three rebounds in the opener against Maryland-Eastern Shore ... Scored seven points and blocked two shots against Liberty ... Had five points, four rebounds and three assists in 14 minutes against Appalachian State Had three points and three assists against Northern Iowa ... Scored three points and added three rebounds against Miami (OH) ... Scored six points at Penn State ... Had three steals and nine points against Radford ... Scored eight points and grabbed four rebounds against The Citadel ... Scored 12 points and blocked two shots in the win over VMI ... Put up 15 points against Presbyterian ... Did not play against Syracuse due to back pains ... Returned at Florida State and scored four points in limited action ... Had five points, two rebounds and two assists at No. 6 Louisville ... Had eight points and four assists at No. 15 North Carolina ... Scored 12 points in his first career start against No. 8 Notre Dame ... Scored four points and grabbed two rebounds in limited action at Wake Forest ... Impressed at Syracuse with 18 points, seven rebounds and three assists ... Added seven points and three rebounds for the Hokies against Florida State ... Scored six points in the win over Georgia Tech ... Scored six points at Clemson ... Scored nine straight first-half points en-route to a 23-point performance, adding six rebounds against No. 4 Duke ... Had four assists and nine points against Miami ... Went off for 32 points, going 10-for-10 from the free throw line, to help the Hokies pick up a first-round ACC Tournament win over Wake Forest.

High School: Won two letters at St. Vincent-St. Mary after transferring from Benedictine High School in Richmond prior to his junior year ... Averaged 18.0 ppg and 5.5 rpg in his senior season ... Named to the Division II All-Ohio and Northeast Inland District first teams as a senior ... Helped lead his team to the D-II state finals as a junior, and semifinals as a senior ... Played AAU with Team Loaded (NC).

Personal: Born May 21, 1996 in Akron, Ohio ... Son of Jerry and Teresa Hudson ... Has two sisters, Chanel and Briana ... Sister Briana ran track at North Carolina ... Plans to study business.

Points

Career 32 vs Wake Forest (3/10/15)
ACC 32 vs Wake Forest (3/10/15)

Minutes Played

Career 32 at Notre Dame (1/20/16)
ACC 32 at Notre Dame (1/20/16)

Field Goals Made

Career 10 vs Wake Forest (3/10/15)
ACC 10, 2x, last vs NC State (1/2/16)

Field Goal Attempts

Career 21 vs NC State (1/2/16)
ACC 21 vs NC State (1/2/16)

3-PT Field Goals Made

Career 3, 2x, last at Pittsburgh (1/31/16)
ACC 3, 2x, last at Pittsburgh (1/31/16)

3-PT Field Goal Attempts

Career 5, 4x, last vs NC State (1/2/16)
ACC 5, 3x, last vs NC State (1/2/16)

Free Throws Made

Career 12 vs Louisville (1/27/16)
ACC 12 vs Louisville (1/27/16)

Free Throw Attempts

Career 14 vs Louisville (1/27/16)
ACC 14 vs Louisville (1/27/16)

Rebounds

Career 7, 3x, last vs Louisville (1/27/16)
ACC 7, 3x, last vs Louisville (1/27/16)

Assists

Career 4 at UNC (1/18/15), vs Miami (3/7/15)
ACC 4 at UNC (1/18/15), vs Miami (3/7/15)

Blocks

Career 2, 3x, last vs VMI (12/22/14)
ACC 1, 5x, last vs Clemson (2/6/16)

Steals

Career 5 vs Arkansas-Pine Bluff (12/5/15)
ACC 2 at North Carolina (1/18/15)

Year	GP	-GS	Min	-Avg.	FGM	-FGA	-Pct.	3FG	-FGA	-Pct.	FTM	-FTA	-Pct.	Off.	Def.	Reb	-Avg.	A	TO	Blk	Stl	TP	Avg.
2014-15	32	3	535	16.7	80	167	.479	15	53	.283	47	73	.644	23	40	63	2.0	37	51	10	17	222	6.9
2015-16	26	15	532	20.5	71	182	.390	20	59	.339	53	80	.663	15	37	52	2.0	14	37	5	16	215	8.3
TOTAL	58	18	1067	18.4	151	349	.433	35	112	.313	100	153	.654	38	77	115	2.0	51	88	15	33	437	7.5

SATCHEL PIERCE

SOPHOMORE • FORWARD • 7-0 • 255
BARBERTON, OHIO • KISKI SCHOOL (PA.)

#21



Opponent	Min	FG-A-%	3FG-A-%	FT-A-%	O-D-T	A	TO	Blk	Stl	Pts
ALABAMA STATE#	5	2-3-.667	0-0-.000	1-1-1.000	1-2-3	0	1	2	0	5
JACKSONVILLE STATE#			--- DNP ---							
VMI	2	0-0-.000	0-0-.000	0-0-.000	0-0-0	0	2	0	0	0
NORTH CAROLINA A&T	5	0-0-.000	0-0-.000	0-0-.000	0-1-1	1	0	0	0	0
Iowa State^	3	0-1-.000	0-0-.000	0-0-.000	0-0-0	0	0	0	0	0
UAB^			--- DNP ---							
NORTHWESTERN%	19	2-2-1.000	0-0-.000	2-2-1.000	2-5-7	0	0	0	0	6
ARKANSAS-PINE BLUFF	11	1-1-1.000	0-0-.000	0-0-.000	1-1-2	0	0	1	0	2
at Radford			--- DNP ---							
LAMAR	2	1-1-1.000	0-0-.000	0-1-.000	1-0-1	0	1	0	0	2
GRAMBLING STATE			--- DNP ---							
St. Joseph's			--- DNP ---							
WEST VIRGINIA	13	2-3-.667	0-0-.000	0-0-.000	0-0-0	0	2	0	0	4
NC STATE	2	0-0-.000	0-0-.000	0-0-.000	0-0-0	0	0	0	0	0
VIRGINIA			--- DNP ---							
at Duke	3	0-0-.000	0-0-.000	0-0-.000	0-1-1	0	0	0	1	0
WAKE FOREST	15	2-4-.500	0-0-.000	2-2-1.000	4-0-4	1	0	0	1	6
at Georgia Tech	6	2-3-.667	0-0-.000	0-0-.000	0-3-3	0	1	0	0	6
at Notre Dame	1	0-0-.000	0-0-.000	0-0-.000	0-1-1	0	0	0	0	0
NORTH CAROLINA	12	0-0-.000	0-0-.000	2-2-1.000	0-1-1	0	0	0	0	2
LOUISVILLE			--- DNP ---							
at Pittsburgh	3	0-0-.000	0-0-.000	0-0-.000	0-0-0	0	2	0	0	0
at Syracuse	9	0-1-.000	0-0-.000	0-0-.000	0-0-0	2	0	0	1	0
CLEMSON	4	0-0-.000	0-0-.000	0-0-.000	0-1-1	1	0	0	0	0
at Virginia			--- DNP ---							
at Miami			--- DNP ---							
FLORIDA STATE										
at Boston College										
at Wake Forest										
PITTSBURGH										
MIAMI										

*- ACC games; # - Emerald Coast Classic (Blacksburg, Va.); ^- Emerald Coast Classic (Destin, Fla.); % - Big 10/ACC Challenge;

2015-16: Scored five points in as many minutes while grabbing three boards against Alabama State in the season opener ... Dished out one assist against North Carolina A&T ... Grabbed a career-high seven boards, including five off the defensive glass, to go along with six points on a perfect record from the field against Northwestern ... Scored two points with two boards in 11 minutes against Arkansas-Pine Bluff ... Scored two points in as many minutes against Lamar ... Contributed four points against West Virginia ... Saw two minutes of action against NC State ... Grabbed one rebound and recorded one steal against Duke ... Scored six straight points for the Hokies and grabbed four boards, with one steal, against Wake Forest ... Shot 67% from the floor for six points and snagged three rebounds against Georgia Tech ... Grabbed one rebound in one minute of action against Notre Dame ... Scored two points and grabbed a defensive rebound in 12 minutes against North Carolina ... Saw three minutes of action against Pitt ... Recorded one steal and distributed a season-high two assists in nine minutes against Syracuse ... Dished out one dime and grabbed one board against Clemson.

2014-15: Played in 31 games, making seven starts ... Had four points and two blocks against Maryland-Eastern Shore ... Scored five points and grabbed three rebounds against Appalachian State ... Had four points against Northern Iowa ... Scored six points and added four rebounds against Miami (OH) ... Had four points against Alabama A&M ... Grabbed three rebounds and blocked a shot against The Citadel ... Scored six points and grabbed four rebounds against Presbyterian ... Put up 10 points and grabbed five rebounds at No. 17 West Virginia ... Had four points and four rebounds against Syracuse ... Scored five points and added three rebounds at Florida State ... Made his first career start at No. 6 Louisville, scoring six points and grabbing four rebounds ... Brought down six rebounds and scored four points against No. 8 Notre Dame ... Scored eight point and gave the Hokies great play on defense against No. 4 Duke ... Had five points and two rebounds against Boston College. ... Had a career day against Miami, scoring 13 points and grabbing seven rebounds.

High School: Won a letter in each of his two years at The Kiski School, where he helped lead Kiski to two state championship runner-up finishes ... Ranked as a three-star center ... Invited to NBAPA Top 100 Camp ... Played one year of AAU ball for Team Adidas PA ... Was selected to play basketball with World Vision Sports in China for 3 weeks in March 2014 ... Was a McDonald's All-American nominee.

Personal: Satchel Paige Pierce ... Born Nov. 16, 1994 in Barberton, Ohio ... Son of Eddie and Tina Pierce ... Has an older brother, Eddie ... Plans to study business.

CAREER HIGHS

Points

Career 13 vs Miami (3/7/15)
ACC 13 vs Miami (3/7/15)

Minutes Played

Career 31 vs Duke (2/25/15)
ACC 31 vs Duke (2/25/15)

Field Goals Made

Career 5 at WVU (12/30/14), vs Miami (3/7/15)
ACC 5 vs Miami (3/7/15)

Field Goal Attempts

Career 8 vs Miami (3/7/15)
ACC 8 vs Miami (3/7/15)

3-PT Field Goals Made

Career N/A
ACC N/A

3-PT Field Goal Attempts

Career N/A
ACC N/A

Free Throws Made

Career 4 vs Miami (OH) (11/26/14)
ACC 3 vs Miami (3/7/15)

Free Throw Attempts

Career 4, 4x, last vs Miami (3/7/15)
ACC 4 vs Miami (3/7/15)

Rebounds

Career 7, 2x, last vs Northwestern (12/1/15)
ACC 7 vs Miami (3/7/15)

Assists

Career 3 at Louisville (1/13/15)
ACC 3 at Louisville (1/13/15)

Blocks

Career 2, 7x, last vs Alabama State (11/14/15)
ACC 2, 5x, last vs Miami (3/7/15)

Steals

Career 1, 7x, last vs Wake Forest (1/13/16)
ACC 1, 3x, last vs Wake Forest (1/13/16)

Year	GP	-GS	Min	-Avg.	FGM	-FGA	-Pct.	3FG	-FGA	-Pct.	FTM	-FTA	-Pct.	Off.	Def.	Reb	-Avg.	A	TO	Blk	Stl	TP	Avg.
2014-15	31	7	428	13.8	39	81	.481	0	0	.000	21	33	.636	35	39	74	2.4	14	39	23	6	99	3.2
2015-16	17	0	115	6.8	12	19	.632	0	0	.000	7	8	.875	8	16	24	1.4	5	9	3	3	31	1.8
TOTAL	48	7	543	11.3	51	100	.510	0	0	.000	28	41	.683	43	55	98	2.0	19	48	26	9	130	2.7

JOHNNY HAMILTON

JUNIOR • CENTER • 7-0 • 230

RIO CLARO, TRINIDAD & TOBAGO • ST. AUGUSTINE/
JACKSONVILLE COLLEGE

#22



CAREER HIGHS

Opponent	Min	FG-A-%	3FG-A-%	FT-A-%	O-D-T	A	TO	Blk	Stl	Pts
ALABAMA STATE#	2	0-1-.000	0-0-.000	0-0-.000	1-0-1	0	0	1	0	0
JACKSONVILLE STATE#	12	4-4-1.000	0-0-.000	0-1-.000	3-1-4	1	2	0	0	8
VMI	16	3-4-.750	0-0-.000	2-3-.667	6-5-11	1	1	3	0	8
NORTH CAROLINA A&T	14	2-4-.500	0-0-.000	2-5-.400	2-5-7	0	2	3	0	7
Iowa State^	15	2-2-1.000	0-0-.000	0-0-.000	2-2-4	0	0	3	0	4
UAB^	14	1-3-.333	0-0-.000	1-2-.500	1-1-2	0	0	2	0	3
NORTHWESTERN%	2	0-0-.000	0-0-.000	0-0-.000	0-0-0	0	0	0	0	0
ARKANSAS-PINE BLUFF			---	DNP	---					
at Radford			---	DNP	---					
LAMAR			---	DNP	---					
GRAMBLING STATE			---	DNP	---					
St. Joseph's	9	0-2-.000	0-0-.000	0-0-.000	0-0-0	1	0	2	0	0
WEST VIRGINIA	5	0-1-.000	0-0-.000	0-0-.000	0-0-0	0	0	0	0	0
NC STATE	5	0-0-.000	0-0-.000	0-0-.000	0-1-1	0	0	0	0	0
VIRGINIA			---	DNP	---					
at Duke	1	0-0-.000	0-0-.000	0-0-.000	0-0-0	0	0	0	0	0
WAKE FOREST			---	DNP	---					
at Georgia Tech			---	DNP	---					
at Notre Dame			---	DNP	---					
NORTH CAROLINA			---	DNP	---					
LOUISVILLE	9	0-2-.000	0-0-.000	0-2-.000	2-2-4	0	0	0	0	0
at Pittsburgh	4	0-0-.000	0-0-.000	0-0-.000	0-0-0	0	0	0	0	0
at Syracuse			---	DNP	---					
CLEMSON			---	DNP	---					
at Virginia			---	DNP	---					
at Miami			---	DNP	---					
FLORIDA STATE										
at Boston College										
at Wake Forest										
PITTSBURGH										
MIAMI										

*- ACC games; # - Emerald Coast Classic (Blacksburg, Va.); ^ - Emerald Coast Classic (Destin, Fla.); % - Big 10/ACC Challenge;

2015-16: Grabbed one board in his Hokie debut in the season opener against Alabama State ... Scored a season-high eight points on a perfect 4-for-4 from the field with four rebounds and a dish against Jacksonville State ... Matched his season high in the next game, grabbing a career high 11 rebounds ... Scored seven points and snagged seven rebounds against North Carolina A&T ... Scored four points to go along with four boards against Iowa State ... Grabbed two rebounds and scored three points against UAB ... Distributed one assist and recorded two blocks in his return to the court against St. Joseph's ... Snagged one rebound in five minutes of action against NC State ... Saw one minute of action against Duke ... Grabbed four rebounds against Louisville ... Saw four minutes of action against Syracuse.

At Jacksonville College: Played at Jacksonville College, a junior college in Jacksonville, Texas ... Last season, as a sophomore at Jacksonville, he averaged 9.0 points and 8.9 rebounds per game and shot 61.7 percent from the field ... He also had 112 blocked shots for the Jaguars and was among the leaders nationally in blocked shots, averaging 4.3 blocked shots per game ... Had a career-best 18 points and 19 rebounds to go along with five blocked shots in a victory over Angelina College ... Jacksonville, which finished the season 19-12 overall, competes in the Texas Eastern Conference, one of the top junior college conferences in the nation.

Personal: Son of Princess and Tony Hamilton ... Has six siblings, Joshua, Jesse, Jason, Anthony, Liz and Tia ... Majoring in sociology.

Points

Career 8, 2x, last vs VMI (11/21/15)
ACC N/A

Minutes Played

Career 16 vs VMI (11/21/15)
ACC 5 vs NC State (1/2/16)

Field Goals Made

Career 4 vs Jacksonville State (11/18/15)
ACC N/A

Field Goal Attempts

Career 4, 3x, last vs North Carolina A&T (11/24/15)
ACC N/A

3-PT Field Goals Made

Career N/A
ACC N/A

3-PT Field Goal Attempts

Career N/A
ACC N/A

Free Throws Made

Career 2, 2x, last vs North Carolina A&T (11/24/15)
ACC N/A

Free Throw Attempts

Career 5 vs North Carolina A&T (11/24/15)
ACC N/A

Rebounds

Career 11 vs VMI (11/21/15)
ACC 1 vs NC State (1/2/16)

Assists

Career 1, 2x, last vs VMI (11/21/15)
ACC N/A

Blocks

Career 3, 3x, last vs Iowa State (11/27/15)
ACC N/A

Steals

Career N/A
ACC N/A

Year	GP	-GS	Min	-Avg.	FGM	-FGA	-Pct.	3FGM	-FGA	-Pct.	FTM	-FTA	-Pct.	Off.	Def.	Reb	-Avg.	A	TO	Blk	Stl	TP	Avg.
2015-16	13	0	108	8.3	12	23	.522	0	0	.000	5	13	.385	17	17	34	2.6	3	5	14	0	29	2.2
TOTAL	13	0	108	8.3	12	23	.522	0	0	.000	5	13	.385	17	17	34	2.6	3	5	14	0	29	2.2

TY OUTLAW

JUNIOR • GUARD/FORWARD • 6-6 • 215
ROXBORO, N.C. • PERSON COUNTY/LEE COLLEGE

#42



Opponent	Min	FG-A-%	3FG-A-%	FT-A-%	O-D-T	A	TO	Blk	Stl	Pts
ALABAMA STATE#			--- DNP ---							
JACKSONVILLE STATE#			--- DNP ---							
VMI			--- DNP ---							
NORTH CAROLINA A&T			--- DNP ---							
Iowa State^			--- DNP ---							
UAB^			--- DNP ---							
NORTHWESTERN%			--- DNP ---							
ARKANSAS-PINE BLUFF			--- DNP ---							
at Radford			--- DNP ---							
LAMAR			--- DNP ---							
GRAMBLING STATE			--- DNP ---							
St. Joseph's			--- DNP ---							
WEST VIRGINIA			--- DNP ---							
NC STATE			--- DNP ---							
VIRGINIA			--- DNP ---							
at Duke			--- DNP ---							
WAKE FOREST			--- DNP ---							
at Georgia Tech			--- DNP ---							
at Notre Dame			--- DNP ---							
NORTH CAROLINA			--- DNP ---							
LOUISVILLE			--- DNP ---							
at Pittsburgh			--- DNP ---							
at Syracuse			--- DNP ---							
CLEMSON			--- DNP ---							
at Virginia			--- DNP ---							
at Miami			--- DNP ---							
FLORIDA STATE										
at Boston College										
at Wake Forest										
PITTSBURGH										
MIAMI										

*- ACC games; # - Emerald Coast Classic (Blacksburg, Va.); ^ - Emerald Coast Classic (Destin, Fla.); % - Big 10/ACC Challenge;

Junior College/UNCG: Played at Lee College, a junior college in Baytown, Texas ... Averaged 21.8 points and 5.0 rebounds per game ... Was 12th in NJCAA in scoring ... All-conference selection ... Played his freshman year at UNC Greensboro ... Played in 30 games ... He averaged 5.4 points and 2.1 rebounds per game.

High School: Four-year letterwinner at Person County HS for coach Charles Dacus ... AP All-State as a senior and earned one of five spots on the All-USA North Carolina Boys All-State team ... MVP of the East-West All-Star Game ... AP All-State as a junior ... Two-time PAC-6 4A Player of the Year honoree ... Averaged 24.0 points, 12, 0 rebounds and 4.5 assists per game as a senior.

Personal: Son of Patricia Bumphus ... Has an older sister, Akira and a younger brother, Jamare ... Majoring in sociology.

CAREER HIGHS

Points

Career N/A
ACC N/A

Minutes Played

Career N/A
ACC N/A

Field Goals Made

Career N/A
ACC N/A

Field Goal Attempts

Career N/A
ACC N/A

3-PT Field Goals Made

Career N/A
ACC N/A

3-PT Field Goal Attempts

Career N/A
ACC N/A

Free Throws Made

Career N/A
ACC N/A

Free Throw Attempts

Career N/A
ACC N/A

Rebounds

Career N/A
ACC N/A

Assists

Career N/A
ACC N/A

Blocks

Career N/A
ACC N/A

Steals

Career N/A
ACC N/A

Year GP -GS Min -Avg. FGM -FGA -Pct. 3FG -FGA -Pct. FTM -FTA -Pct. Off. Def. Reb -Avg. A TO Blk Stl TP Avg.

KERRY BLACKSHEAR JR.

FRESHMAN • FORWARD • 6-10 • 240
ORLANDO, FLA. • MAYNARD EVANS

#24



Opponent	Min	FG-A-%	3FG-A-%	FT-A-%	O-D-T	A	TO	Blk	Stl	Pts
ALABAMA STATE#	25	3-6-.500	0-1-.000	1-5-.200	3-5-8	0	1	1	1	7
JACKSONVILLE STATE#	20	3-7-.429	0-3-.000	0-0-.000	2-6-8	1	0	0	0	6
VMI	15	0-2-.000	0-1-.000	0-0-.000	2-4-6	1	1	0	0	0
NORTH CAROLINA A&T	18	4-6-.667	0-0-.000	4-5-.800	0-2-2	1	2	1	1	12
Iowa State^	15	2-4-.500	0-1-.000	0-4-.000	1-1-2	0	2	0	0	4
UAB^	7	2-2-1.000	0-0-.000	0-0-.000	1-0-1	0	0	0	1	4
NORTHWESTERN%	18	3-7-.429	0-0-.000	0-0-.000	1-2-3	0	2	1	0	6
ARKANSAS-PINE BLUFF	8	0-1-.000	0-0-.000	0-0-.000	0-0-0	0	0	1	0	0
at Radford	32	6-9-.667	0-0-.000	1-3-.333	3-5-8	0	1	1	1	13
LAMAR	23	5-8-.625	0-0-.000	1-2-.500	4-6-10	1	0	1	1	11
GRAMBLING STATE	36*	5-10-.500	1-3-.333	0-0-.000	4-8-12	0	3	0	1	11
St. Joseph's	14	2-4-.500	0-0-.000	2-2-1.000	1-2-3	0	1	0	0	6
WEST VIRGINIA	3*	1-1-1.000	0-0-.000	0-0-.000	0-1-1	0	1	0	0	2
NC STATE	24	3-8-.375	1-2-.500	2-3-.667	5-3-8	0	1	0	0	9
VIRGINIA	32	4-6-.667	0-0-.000	2-3-.667	1-5-6	1	1	0	2	10
at Duke	24	6-12-.500	0-2-.000	0-0-.000	2-3-5	1	3	0	1	12
WAKE FOREST	31	1-2-.500	0-1-.000	4-6-.667	1-2-3	0	0	0	1	6
at Georgia Tech	25	2-6-.333	0-0-.000	6-7-.857	4-2-6	0	2	0	1	10
at Notre Dame	19	1-1-1.000	0-0-.000	2-2-1.000	2-1-3	1	1	1	1	4
NORTH CAROLINA	27	4-4-1.000	1-1-1.000	3-7-.429	0-4-4	0	0	1	0	12
LOUISVILLE	14	0-0-.000	0-0-.000	0-0-.000	0-0-0	0	0	0	0	0
at Pittsburgh	22	2-6-.333	0-0-.000	0-2-.000	3-0-3	0	2	1	1	4
at Syracuse	21	4-5-.800	0-0-.000	0-1-.000	1-3-4	2	0	2	0	8
CLEMSON	18*	2-4-.500	0-0-.000	2-3-.667	3-3-6	0	1	0	0	6
at Virginia	31*	0-0-.000	0-0-.000	0-0-.000	1-3-4	1	1	0	1	0
at Miami	23*	2-6-.333	0-1-.000	1-2-.500	1-7-8	0	0	0	1	5
FLORIDA STATE										
at Boston College										
at Wake Forest										
PITTSBURGH										
MIAMI										

*- ACC games; # - Emerald Coast Classic (Blacksburg, Va.); ^- Emerald Coast Classic (Destin, Fla.); % - Big 10/ACC Challenge;

2015-16: Scored seven points in his Virginia Tech debut against Alabama State, adding eight rebounds ... Tied his career high with eight boards, scoring 6 points against Jacksonville State ... Grabbed six boards and dished out one assist against VMI ... Scored in double figures for the first time against North Carolina A&T, dropping 12 points on 4-for-6 from the floor with two rebounds ... Scored four points in 15 minutes with two rebounds against Iowa State ... Went a perfect 2-for-2 from the floor en route to four points against UAB ... Grabbed three rebounds to go along with six points and a block against Northwestern ... Recorded a block against Arkansas-Pine Bluff ... Had a career night against Radford, scoring 13 points on 6-for-9 from the field to go along with eight rebounds and a block and steal ... Drained 11 points on 5-of-8 from the floor and grabbed 10 boards for his first career double-double as a Hokie against Lamar ... Racked up back-to-back double-doubles with 11 points and 12 rebounds against Grambling State ... Scored six points and cleaned up three rebounds against St. Joseph's ... Scored two points as a starter against West Virginia ... Scored nine points and snagged eight rebounds in his ACC debut against NC State ... Racked up 10 points and six rebounds against Virginia ... Drained 12 points on 6-of-12 from the floor with five rebounds, an assist and a steal against Duke ... Scored six points, grabbed three rebounds and notched one steal against Wake Forest ... Snagged six rebounds and scored 10 points, six from the FT line, against Georgia Tech ... Recorded one block, one steal and one assist to compliment three rebounds and four points against Notre Dame ... Equaled his ACC career-high with 12 points, four rebounds and a block against North Carolina ... Saw 14 minutes of action against Louisville ... Scored four points and grabbed three rebounds against Pitt ... Recorded a career-high two assists and blocks, grabbed four rebounds and scored eight points against Syracuse ... Scored six points and recorded six blocks against Clemson ... Recorded one assist, one steal and grabbed four rebounds against Virginia ... Grabbed eight rebounds and scored five points against Miami.

High School: Four-year letter winner at Evans High School in Orlando, Florida for coaches Chucky Atkins and Matt Turner ... Two-time all-state performer ... Class 8A Player of the Year as a senior ... AAU team won national championship ... Winner of several academic awards at Evans.

Personal: Son of Kerry and Lamila Blackshear ... Has two younger siblings, Kenan and Kayla ... Father played basketball at Stetson, where he was the Atlantic Sun Player of the Year as a junior and graduated as the school's all-time leading scorer ... His father played professionally overseas for 10 years ... His mother also played basketball at Stetson, where she was one of the Hatters' top players ... Plans to major in business.

CAREER HIGHS

Points

Career 13 vs Radford (12/9/15)
ACC 12, 2x, last vs North Carolina (1/24/16)

Minutes Played

Career 36 vs Grambling State (12/19/15)
ACC 32 vs Virginia (1/4/16)

Field Goals Made

Career 6 vs Radford (12/9/15)
ACC 6 at Duke (1/9/16)

Field Goal Attempts

Career 12 at Duke (1/9/16)
ACC 12 at Duke (1/9/16)

3-PT Field Goals Made

Career 1, 2s, last vs NC State (1/2/16)
ACC 1 vs NC State (1/2/16)

3-PT Field Goal Attempts

Career 3, 2x, last vs Grambling State (12/19/15)
ACC 2, 2x, last at Duke (1/9/16)

Free Throws Made

Career 6 at Georgia Tech (1/16/16)
ACC 6 at Georgia Tech (1/16/16)

Free Throw Attempts

Career 7, 2x, last vs North Carolina (1/24/16)
ACC 7, 2x, last vs North Carolina (1/24/16)

Rebounds

Career 12 vs Grambling State (12/19/15)
ACC 8, 2x, last at Miami (2/17/16)

Assists

Career 2 at Syracuse (2/2/16)
ACC 2 at Syracuse (2/2/16)

Blocks

Career 2 at Syracuse (2/2/16)
ACC 2 at Syracuse (2/2/16)

Steals

Career 2 vs Virginia (1/4/16)
ACC 2 vs Virginia (1/4/16)

Year	GP	-GS	Min	-Avg.	FGM	-FGA	-Pct.	3FG	-FGA	-Pct.	FTM	-FTA	-Pct.	Off.	Def.	Reb.	-Avg.	A	TO	Blk	Stl	TP	Avg.
2015-16	26	5	527	20.3	67	127	.528	3	16	.188	31	57	.544	46	78	124	4.8	10	26	11	15	168	6.5
TOTAL	26	5	527	20.3	67	127	.528	3	16	.188	31	57	.544	46	78	124	4.8	10	26	11	15	168	6.5

CHRIS CLARKE

FRESHMAN • GUARD/FORWARD • 6-6 • 205
VIRGINIA BEACH, VA. • CAPE HENRY COLLEGIATE

#15



CAREER HIGHS

Points

Career 14, 3x, last vs Arkansas-Pine Bluff (12/5/15)
ACC 11 at Virginia (2/9/16)

Minutes Played

Career 31, 2x, last vs UAB (11/28/15)
ACC 24 at Miami (2/17/16)

Field Goals Made

Career 5, 2x, last vs Arkansas-Pine Bluff (12/5/15)
ACC 4 at Virginia (2/9/16)

Field Goal Attempts

Career 14, 2x, last vs Arkansas-Pine Bluff (12/5/15)
ACC 7 at Virginia (2/9/16)

3-PT Field Goals Made

Career N/A
ACC N/A

3-PT Field Goal Attempts

Career 1, 4x, last at Miami (2/9/16)
ACC 1 at Miami (2/9/16)

Free Throws Made

Career 8 vs VMI (11/21/15)
ACC 3, 2x, last at Miami (2/9/16)

Free Throw Attempts

Career 12 vs VMI (11/21/15)
ACC 4, 2x, last at Miami (2/9/16)

Rebounds

Career 16 vs UAB (11/28/15)
ACC 7 at Miami (2/9/16)

Assists

Career 4 vs Lamar (12/13/15)
ACC 1 at Miami (2/9/16)

Blocks

Career 1 at St. Joseph's (12/22/15)
ACC N/A

Steals

Career 3 vs Radford (12/9/15)
ACC 2 at Virginia (2/9/16)

Opponent	Min	FG-A-%	3FG-A-%	FT-A-%	O-D-T	A	TO	Blk	Stl	Pts
ALABAMA STATE#	22	3-4-.750	0-0-.000	4-7-.571	1-2-3	2	1	0	1	10
JACKSONVILLE STATE#	28*	4-11-.364	0-1-.000	4-5-.800	4-7-11	2	4	0	0	12
VMI	28*	3-5-.600	0-0-.000	8-12-.667	1-4-5	2	0	0	1	14
NORTH CAROLINA A&T	26*	5-7-.714	0-1-.000	4-5-.800	3-5-8	2	3	0	2	14
Iowa State^	31*	4-12-.333	0-0-.000	1-2-.500	2-4-6	2	2	0	0	9
UAB^	31*	3-7-.429	0-0-.000	4-6-.667	5-11-16	2	4	0	2	10
NORTHWESTERN%	25*	4-14-.286	0-0-.000	3-5-.600	7-6-13	0	2	0	1	11
ARKANSAS-PINE BLUFF	22*	5-14-.357	0-0-.000	4-5-.800	3-3-6	2	0	0	1	14
at Radford	22*	2-4-.500	0-0-.000	0-0-.000	0-3-3	1	1	0	3	4
LAMAR	24*	3-5-.600	0-1-.000	5-8-.625	3-3-6	4	2	0	1	11
GRAMBLING STATE			--- DNP ---							
St. Joseph's	16*	3-5-.600	0-0-.000	1-1-1.000	0-4-4	1	1	1	0	7
WEST VIRGINIA			--- DNP ---							
NC STATE			--- DNP ---							
VIRGINIA			--- DNP ---							
at Duke			--- DNP ---							
WAKE FOREST			--- DNP ---							
at Georgia Tech			--- DNP ---							
at Notre Dame			--- DNP ---							
NORTH CAROLINA			--- DNP ---							
LOUISVILLE			--- DNP ---							
at Pittsburgh			--- DNP ---							
at Syracuse			--- DNP ---							
CLEMSON			--- DNP ---							
at Virginia	13	4-7-.571	0-0-.000	3-4-.750	1-3-4	0	2	0	2	11
at Miami	24	2-7-.286	0-1-.000	3-4-.750	5-2-7	1	2	0	1	7
FLORIDA STATE										
at Boston College										
at Wake Forest										
PITTSBURGH										
MIAMI										

*- ACC games; # - Emerald Coast Classic (Blacksburg, Va.); ^- Emerald Coast Classic (Destin, Fla.); % - Big 10/ACC Challenge;

2015-16: Made his Hokie debut by scoring in double figures, 10 points with three rebounds and two assists, against Alabama State ... Picked up his first double-double against Jacksonville State, racking up 12 points with a career-high 11 boards and two assists ... Scored 14 points with five rebounds and two more assists against VMI ... Made is four straight games with double-digit scoring, dropping 14 points on a season-high five buckets from the field, and eight boards against North Carolina A&T ... Scored nine points and picked up six rebounds against Iowa State ... Notched another double-double behind 10 points and 16 boards, including 11 on the defensive glass, against UAB ... 11 points and 13 boards gave Clarke his third consecutive double-double against Northwestern ... Put up a career high 14 points with six rebounds and two assists against Arkansas-Pine Bluff ... Scored four points and grabbed three rebounds with a career high three steals against Radford ... Distributed a career-high four assists and scored 11 points with six rebounds against Lamar ... Cleaned four rebounds off the defensive glass and scored seven points against St. Joseph's ... Returned to action against Virginia, scoring 11 points and grabbing four rebounds in 13 minutes of action ... Scored seven points and grabbed a team-high seven boards against Miami.

High School: Played five years at Cape Henry Collegiate School in Virginia Beach, where he was an honor roll student ... 2015 VISAA Division I Player of the Year ... Led Cape Henry to two state championships ... 2015 All-Tidewater Player of the Year by the Virginian-Pilot ... Averaged 15.8 points, nine rebounds and four steals as a senior ... Rated the No. 1 player in the state by ESPN and 247Sports ... Four-star recruit by most recruiting services and ranked 54th on the ESPN 100 list ... Ranked 68th nationally by Yahoo Sports.


Personal: Son of Curt and Angel Clarke ... Has an older brother, Brandon and two older sisters, Yvonne and Alicia ... Brother played arena football and at Upper Iowa and Bowie State ... Plans to major in communications.

Year	GP	-GS	Min	-Avg.	FGM	-FGA	-Pct.	3FGM	-FGA	-Pct.	FTM	-FTA	-Pct.	Off.	Def.	Reb	-Avg.	A	TO	Blk	Stl	TP	Avg.
2015-16	13	10	320	24.6	45	102	.441	0	4	.000	44	64	.688	35	57	92	7.1	21	24	1	15	134	10.3
TOTAL	13	10	320	24.6	45	102	.441	0	4	.000	44	64	.688	35	57	92	7.1	21	24	1	15	134	10.3

JUSTIN ROBINSON

FRESHMAN • GUARD • 6-1 • 180
MANASSAS, VA. • ST. JAMES SCHOOL (MD.)

#5



CAREER HIGHS

Opponent	Min	FG-A-%	3FG-A-%	FT-A-%	O-D-T	A	TO	Blk	Stl	Pts
ALABAMA STATE#	28	2-3-.667	0-1-.000	4-7-.571	1-1-2	4	1	0	1	8
JACKSONVILLE STATE#	27*	0-4-.000	0-2-.000	6-9-.667	1-3-4	3	1	0	1	6
VMI	30*	4-8-.500	1-3-.333	2-2-1.000	0-4-4	3	5	0	0	11
NORTH CAROLINA A&T	22*	0-3-.000	0-2-.000	4-4-1.000	0-1-1	5	3	0	1	4
Iowa State^	18*	4-6-.667	0-0-.000	3-4-.750	2-3-5	2	2	0	0	11
UAB^	21*	4-7-.571	1-2-.500	0-0-.000	0-0-0	1	3	0	0	9
NORTHWESTERN%	8*	0-4-.000	0-1-.000	0-0-.000	0-1-1	2	1	0	0	0
ARKANSAS-PINE BLUFF	24*	1-3-.333	0-0-.000	2-2-1.000	1-0-1	5	0	0	0	4
at Radford	12	0-3-.000	0-0-.000	3-4-.750	0-0-0	3	1	0	0	3
LAMAR	16	1-4-.250	1-2-.500	0-0-.000	0-3-3	2	3	0	1	3
GRAMBLING STATE	28*	4-8-.500	0-2-.000	0-1-.000	0-0-0	7	1	0	1	8
St. Joseph's	11	2-3-.667	1-1-1.000	0-0-.000	0-1-1	0	1	0	1	5
WEST VIRGINIA	27	1-5-.200	0-0-.000	4-8-.500	0-2-2	2	4	0	2	6
NC STATE	20	3-5-.600	0-1-.000	0-0-.000	1-2-3	1	0	0	0	6
VIRGINIA	24	1-5-.200	0-1-.000	3-5-.600	0-0-0	6	0	1	2	5
at Duke	24	2-4-.500	1-1-1.000	3-5-.600	0-2-2	3	2	0	0	8
WAKE FOREST	34	3-9-.333	1-2-.500	10-12-.833	0-4-4	2	1	1	0	17
at Georgia Tech	23	4-7-.571	0-1-.000	1-2-.500	0-2-2	4	1	0	1	9
at Notre Dame	16	1-3-.333	1-3-.333	0-0-.000	0-2-2	2	1	0	1	3
NORTH CAROLINA	13	0-2-.000	0-1-.000	1-2-.500	0-0-0	2	1	0	0	1
LOUISVILLE	16	0-2-.000	0-1-.000	0-0-.000	0-0-0	2	1	0	0	0
at Pittsburgh	21	0-2-.000	0-0-.000	0-0-.000	0-1-1	4	1	0	2	0
at Syracuse	32	2-5-.400	1-2-.500	2-4-.500	2-2-4	1	0	0	1	7
CLEMSON	22*	0-0-.000	0-0-.000	0-0-.000	0-2-2	2	0	1	0	0
at Virginia	26*	4-5-.800	2-2-1.000	6-7-.857	0-1-1	1	3	0	0	16
at Miami	29	5-9-.555	1-4-.250	1-1-1.000	1-0-1	3	3	0	4	12
FLORIDA STATE										
at Boston College										
at Wake Forest										
PITTSBURGH										
MIAMI										

*- ACC games; # - Emerald Coast Classic (Blacksburg, Va.); ^- Emerald Coast Classic (Destin, Fla.); % - Big 10/ACC Challenge;

2015-16: Scored eight points in season opener with two rebounds and four assists against Alabama State ... Made first start against Jacksonville State, scoring six points from the charity stripe and grabbing four boards, three assists ... Scored in double-digits for the first time as a Hokie, draining 11 points, including four from the floor, and three assists against VMI ... Dished out a season-high five assists to go with one rebound and four points against North Carolina A&T ... Scored in double figures for the second time against Iowa State, draining 11 points on 4-for-6 from the field and 3-for-4 from the charity stripe, as well as a career high five rebounds ... Added nine points from four made field goals against UAB ... Snagged one rebound and dished out two assists against Northwestern ... Dished out five assists and scored four points against Arkansas-Pine Bluff ... Scored three points from the free throw line and distributed three assists against Radford ... Scored three points and recorded one steal and three rebounds against Lamar ... Distributed a career-high seven assists to go with eight points against Grambling State ... Scored five points and recorded one steal against St. Joseph's ... Scored six points with two rebounds in 27 minutes of action against West Virginia ... Dished out one assist and scored six points, grabbing three rebounds, against NC State ... Distributed a team-high six assists and scored five points, recording his first block against Virginia ... Dished out three assists and scored eight points, with two rebounds against Duke ... Had a career night against Wake Forest, scoring 17 points, including 10 from the free throw line, to go along with four rebounds, two assists and a block ... Scored nine points and distributed four assists against Georgia Tech ... Grabbed two boards and dished out two dimes, scoring three points, against Notre Dame ... Scored one point and distributed two assists against North Carolina ... Dished out two dimes against Louisville ... Distributed four assists and snagged two steals against Pitt ... Scored seven points and grabbed four rebounds against Syracuse ... Grabbed two rebounds, distributed two assists and recorded one block against Clemson ... Scored a team-high 16 points and dished out one dime against Virginia ... Led the team with 12 points, three assists, four steals and added one rebound against Miami.

High School: Three-year letter winner at Saint James School in Hagerstown, Maryland for coach Dan Prete ... Gatorade Player of the Year for Maryland as a senior ... Parade All-American ... First team all-conference and county Player of the Year ... Also lettered two years in baseball at Saint James, playing centerfield.

Personal: Son of Alyse and Verdell Robinson ... Has three older brothers, Denard, Leonard and Brandon.

Points

Career 17 vs Wake Forest (1/13/16)
ACC 17 vs Wake Forest (1/13/16)

Minutes Played

Career 34 vs Wake Forest (1/13/16)
ACC 34 vs Wake Forest (1/13/16)

Field Goals Made

Career 5 at Miami (2/17/16)
ACC 5 at Miami (2/17/16)

Field Goal Attempts

Career 9, 2x, last at Miami (2/17/16)
ACC 9, 2x, last at Miami (2/17/16)

3-PT Field Goals Made

Career 2 at Virginia (2/9/16)
ACC 2 at Virginia (2/9/16)

3-PT Field Goal Attempts

Career 4 at Miami (2/17/16)
ACC 4 at Miami (2/17/16)

Free Throws Made

Career 10 vs Wake Forest (1/13/16)
ACC 10 vs Wake Forest (1/13/16)

Free Throw Attempts

Career 12 vs Wake Forest (1/13/16)
ACC 12 vs Wake Forest (1/13/16)

Rebounds

Career 4, 3x, last vs Wake Forest (1/13/16)
ACC 4 vs Wake Forest (1/13/16)

Assists

Career 7 vs Grambling State (12/19/15)
ACC 6 vs Virginia (1/4/16)

Blocks

Career 1, 3x, last vs Clemson (2/6/16)
ACC 1, 3x, last vs Clemson (2/6/16)

Steals

Career 4 at Miami (2/17/16)
ACC 4 at Miami (2/17/16)

Year	GP	-GS	Min	-Avg.	FGM	-FGA	-Pct.	3FG	-FGA	-Pct.	FTM	-FTA	-Pct.	Off.	Def.	Reb	-Avg.	A	TO	Blk	Stl	TP	Avg.
2015-16	26	10	572	22	48	119	.403	11	35	.314	55	79	.696	9	37	46	1.8	72	40	3	19	162	6.2
TOTAL	26	10	572	22	48	119	.403	11	35	.314	55	79	.696	9	37	46	1.8	72	40	3	19	162	6.2

GREG DONLON

R - JUNIOR • FORWARD • 6-8 • 230
MIDLOTHIAN, VA. • COSBY

#14



Opponent	Min	FG-A-%	3FG-A-%	FT-A-%	O-D-T	A	TO	Blk	Stl	Pts
ALABAMA STATE#			--- DNP ---							
JACKSONVILLE STATE#			--- DNP ---							
VMI			--- DNP ---							
NORTH CAROLINA A&T	2	2-2-1.000	0-0-.000	0-0-.000	0-0-0	0	1	0	0	4
Iowa State^			--- DNP ---							
UAB^			--- DNP ---							
NORTHWESTERN%			--- DNP ---							
ARKANSAS-PINE BLUFF	2	0-0-.000	0-0-.000	0-0-.000	0-2-2	0	0	0	0	0
at Radford			--- DNP ---							
LAMAR	1	0-1-.000	0-0-.000	0-0-.000	1-0-1	0	0	0	0	0
GRAMBLING STATE	1	1-1-1.000	0-0-.000	2-2-1.000	0-1-1	0	0	0	0	4
St. Joseph's			--- DNP ---							
WEST VIRGINIA			--- DNP ---							
NC STATE			--- DNP ---							
VIRGINIA			--- DNP ---							
at Duke			--- DNP ---							
WAKE FOREST			--- DNP ---							
at Georgia Tech			--- DNP ---							
at Notre Dame			--- DNP ---							
NORTH CAROLINA			--- DNP ---							
LOUISVILLE			--- DNP ---							
at Pittsburgh			--- DNP ---							
at Syracuse			--- DNP ---							
CLEMSON			--- DNP ---							
at Virginia			--- DNP ---							
at Miami			--- DNP ---							
FLORIDA STATE										
at Boston College										
at Wake Forest										
PITTSBURGH										
MIAMI										

*- ACC games; # - Emerald Coast Classic (Blacksburg, Va.); ^- Emerald Coast Classic (Destin, Fla.); % - Big 10/ACC Challenge;

2015-16: Scored four points in two minutes of play, on a perfect 2-for-2 from the paint, against North Carolina A&T in his season debut ... Grabbed two boards off the defensive glass against Arkansas-Pine Bluff ... Snagged one rebound against Lamar ... Scored four points against Grambling State.

2014-15: Redshirted the 2014-15 season.

2013-14: Played in 11 games ... Took a shot against No. 1 Michigan State ... Scored his first career field goal and grabbed a rebound in the win over Radford ... Made a free throw against UMES ... Grabbed a rebound at Virginia ... Had one rebound against Maryland.

High School: Was a two-year letterwinner at Cosby High School ... Captained the team as a senior ... Helped his team to a district championship ... Was a member of the National Honor Society.

Personal: Gregory Thomas Donlon ... Son of Matt and Kim Donlon ... Born February 3, 1994 in Virginia ... Has a younger brother ... Is studying biology with the plan to become a sports medicine doctor..

CAREER HIGHS

Points

Career 13 vs Miami (3/7/15)
ACC 13 vs Miami (3/7/15)

Minutes Played

Career 31 vs Duke (2/25/15)
ACC 31 vs Duke (2/25/15)

Field Goals Made

Career 5 at WVU (12/30/14), vs Miami (3/7/15)
ACC 5 vs Miami (3/7/15)

Field Goal Attempts

Career 8 vs Miami (3/7/15)
ACC 8 vs Miami (3/7/15)

3-PT Field Goals Made

Career N/A
ACC N/A

3-PT Field Goal Attempts

Career N/A
ACC N/A

Free Throws Made

Career 4 vs Miami (OH) (11/26/14)
ACC 3 vs Miami (3/7/15)

Free Throw Attempts

Career 4, 4x, last vs Miami (3/7/15)
ACC 4 vs Miami (3/7/15)

Rebounds

Career 7 vs Miami (3/7/15)
ACC 7 vs Miami (3/7/15)

Assists

Career 3 at Louisville (1/13/15)
ACC 3 at Louisville (1/13/15)

Blocks

Career 2, 6x, last vs Miami (3/7/15)
ACC 2, 5x, last vs Miami (3/7/15)

Steals

Career 1, 6x, last at North Carolina (1/18/15)
ACC 1 at UL (1/13/15), at UNC (1/18/15)


Year	GP	-GS	Min	-Avg.	FGM	-FGA	-Pct.	3FGM	-FGA	-Pct.	FTM	-FTA	-Pct.	Off.	Def.	Reb	-Avg.	A	TO	Blk	Stl	TP	Avg.
2012-13	10	0	13	1.3	0	1	.000	0	0	.000	1	2	.500	0	1	1	0.1	0	0	0	0	1	0.1
2013-14	11	0	10	0.9	1	2	.500	0	0	.000	1	2	.500	0	3	3	0.3	0	0	1	0	3	0.3
2014-15			Redshirted																				
2015-16	4	0	6	1.5	3	4	.750	0	0	.000	2	2	1.000	1	3	4	1.0	0	1	0	0	8	2.0
TOTAL	24	0	34	1.4	4	7	.571	0	0	.000	4	6	.667	1	7	8	0.3	0	1	1	0	12	0.5

MATT GALLOWAY

R-JUNIOR • GUARD • 6-3 • 195

STERLING, VA. • POTOMAC FALLS/HOOD COLLEGE

#33



CAREER HIGHS

Opponent	Min	FG-A-%	3FG-A-%	FT-A-%	O-D-T	A	TO	Blk	Stl	Pts
ALABAMA STATE#			--- DNP ---							
JACKSONVILLE STATE#			--- DNP ---							
VMI			--- DNP ---							
NORTH CAROLINA A&T	4	0-1-.000	0-1-.000	0-0-.000	0-0-0	0	0	0	0	0
Iowa State^			--- DNP ---							
UAB^			--- DNP ---							
NORTHWESTERN%			--- DNP ---							
ARKANSAS-PINE BLUFF	11	2-6-.333	1-5-.200	0-0-.000	1-0-1	0	2	0	1	5
at Radford			--- DNP ---							
LAMAR	2	0-1-.000	0-0-.000	0-0-.000	0-0-0	0	0	0	0	0
GRAMBLING STATE	15*	0-2-.000	0-2-.000	0-0-.000	1-0-1	1	0	0	0	0
St. Joseph's			--- DNP ---							
WEST VIRGINIA			--- DNP ---							
NC STATE			--- DNP ---							
VIRGINIA			--- DNP ---							
at Duke			--- DNP ---							
WAKE FOREST			--- DNP ---							
at Georgia Tech			--- DNP ---							
at Notre Dame			--- DNP ---							
NORTH CAROLINA			--- DNP ---							
LOUISVILLE			--- DNP ---							
at Pittsburgh			--- DNP ---							
at Syracuse	1	0-0-.000	0-0-.000	0-0-.000	0-0-0	0	0	0	0	0
CLEMSON			--- DNP ---							
at Virginia	0+	0-0-.000	0-0-.000	0-0-.000	0-0-0	0	0	0	0	0
at Miami			--- DNP ---							
FLORIDA STATE										
at Boston College										
at Wake Forest										
PITTSBURGH										
MIAMI										

*- ACC games; # - Emerald Coast Classic (Blacksburg, Va.); ^ - Emerald Coast Classic (Destin, Fla.); % - Big 10/ACC Challenge;

2015-16: Made his first appearance of the season against North Carolina A&T ... Scored five points in 11 minutes against Arkansas-Pine Bluff, with one rebound and a steal ... Saw two minutes of action against Lamar ... Grabbed a rebound in his first start against Grambling State ... Saw one minute of action against Syracuse ... Saw game action against Virginia.

At Hood: Transferred to Virginia Tech from Hood College in Frederick, Maryland, where he played for two seasons ... Named to the MAC Honor Roll in 2014.

High School: Two-year letterwinner at Potomac falls High School ... All-district performer as a senior ... Team won VHSL AA championship in 2011 and was runner-up in 2012 ... Also ran track at Potomac Falls ... All-state in track in 2010 and 2011 and all-state in cross country in 2010 ... Member of the National Honor Society.

Personal: Son of Carolyn and Steve Galloway ... Has a younger brother, Christopher ... Father played football at Virginia Tech, lettering three years and leading the team in receptions in 1975 ... Brother runs track and field/cross country at George Mason ... Mother has competed in 13 marathons ... Majoring in history.

Points

Career 5 vs Arkansas-Pine Bluff (12/5/15)
ACC N/A

Minutes Played

Career 11 vs Arkansas-Pine Bluff (12/5/15)
ACC 1 at Syracuse (2/2/16)

Field Goals Made

Career 2 vs Arkansas-Pine Bluff (12/5/15)
ACC N/A

Field Goal Attempts

Career 6 vs Arkansas-Pine Bluff (12/5/15)
ACC N/A

3-PT Field Goals Made

Career 1 vs Arkansas-Pine Bluff (12/5/15)
ACC N/A

3-PT Field Goal Attempts

Career 5 vs Arkansas-Pine Bluff (12/5/15)
ACC N/A

Free Throws Made

Career N/A
ACC N/A

Free Throw Attempts

Career N/A
ACC N/A

Rebounds

Career 1, 2x, last vs Grambling State (12/19/15)
ACC N/A

Assists

Career 1 vs Grambling State (12/19/15)
ACC N/A

Blocks

Career N/A
ACC N/A

Steals

Career 1 vs Arkansas-Pine Bluff (12/5/15)
ACC N/A

Year	GP	-GS	Min	-Avg.	FGM	-FGA	-Pct.	3FGM	-FGA	-Pct.	FTM	-FTA	-Pct.	Off.	Def.	Reb	-Avg.	A	TO	Blk	Stl	TP	Avg.
2015-16	6	1	33	5.5	2	10	.200	1	8	.125	0	0	.000	2	0	2	0.3	1	2	0	1	5	0.8
TOTAL	6	1	33	5.5	2	10	.200	1	8	.125	0	0	.000	2	0	2	0.3	1	2	0	1	5	0.8

THE STAT CREW SYSTEM
Virginia Tech Combined Team Statistics (as of Feb 18, 2016)
Conference games

RECORD:	OVERALL	HOME	AWAY	NEUTRAL
ALL GAMES	5-8	4-2	1-6	0-0
CONFERENCE	5-8	4-2	1-6	0-0
NON-CONFERENCE	0-0	0-0	0-0	0-0

##	Player	gp-gs	min	avg	Total		3-Point		F-Throw		Rebounds					pf	dq	a	to	blk	stl	pts	avg
					fg-fga	fg%	3fg-fga	3fg%	ft-fga	ft%	off	def	tot	avg									
32	Zach LeDay	13-11	418	32.2	64-140	.457	14-32	.438	64-75	.853	26	57	83	6.4	45	1	18	22	19	9	206	15.8	
04	Seth Allen	13-13	408	31.4	49-136	.360	17-53	.321	60-76	.789	4	33	37	2.8	31	0	39	45	4	10	175	13.5	
10	Justin Bibbs	13-13	424	32.6	51-120	.425	23-66	.348	16-18	.889	4	41	45	3.5	25	0	13	13	0	4	141	10.8	
23	Jalen Hudson	13-10	300	23.1	45-120	.375	13-38	.342	28-38	.737	7	22	29	2.2	32	1	6	19	2	4	131	10.1	
15	Chris Clarke	2-0	37	18.5	6-14	.429	0-1	.000	6-8	.750	6	5	11	5.5	2	0	1	4	0	3	18	9.0	
24	Kerry Blackshear Jr.	13-3	293	22.5	31-60	.517	2-7	.286	22-36	.611	24	36	60	4.6	43	3	6	12	5	9	86	6.6	
05	Justin Robinson	13-2	300	23.1	25-58	.431	7-19	.368	27-38	.711	4	18	22	1.7	23	0	33	14	3	11	84	6.5	
00	Shane Henry	12-9	117	9.8	12-19	.632	0-0	.000	3-13	.231	1	25	26	2.2	23	0	2	4	6	1	27	2.3	
21	Satchel Pierce	9-0	55	6.1	4-8	.500	0-0	.000	4-4	1.000	4	7	11	1.2	15	0	4	3	0	3	12	1.3	
11	Devin Wilson	13-4	278	21.4	5-25	.200	2-9	.222	3-6	.500	2	21	23	1.8	28	0	21	13	0	11	15	1.2	
33	Matt Galloway	2-0	1	0.5	0-0	.000	0-0	.000	0-0	.000	0	0	0	0.0	0	0	0	0	0	0	0	0.0	
22	Johnny Hamilton	4-0	19	4.8	0-2	.000	0-0	.000	0-2	.000	2	3	5	1.3	1	0	0	0	0	0	0	0.0	
Team												30	18	48				8					
Total.....		13	2650		292-702	.416	78-225	.347	233-314	.742	114	286	400	30.8	268	5	143	157	39	65	895	68.8	
Opponents.....		13	2650		345-750	.460	90-262	.344	202-293	.689	152	336	488	37.5	260	-	190	155	86	63	982	75.5	

TEAM STATISTICS	VT	OPP	Date	Opponent	Score	Att.
SCORING	895	982	* 01/02/16	NC STATE	Wot 73-68	4971
Points per game	68.8	75.5	* 01/04/16	VIRGINIA	W 70-68	6157
Scoring margin	-6.7	-	* 1/9/16	at Duke	L 58-82	9314
FIELD GOALS-ATT	292-702	345-750	* 01/13/16	WAKE FOREST	W 93-91	4985
Field goal pct	.416	.460	* 1/16/16	at Georgia Tech	W 78-77	6470
3 POINT FG-ATT	78-225	90-262	* 1/20/16	at Notre Dame	L 81-83	7888
3-point FG pct	.347	.344	* 01/24/16	NORTH CAROLINA	L 70-75	9567
3-pt FG made per game	6.0	6.9	* 01/27/16	LOUISVILLE	L 83-91	7084
FREE THROWS-ATT	233-314	202-293	* 1/31/16	at Pitt	L 71-90	10049
Free throw pct	.742	.689	* 2/2/16	at Syracuse	Lot 60-68	21409
F-Throws made per game	17.9	15.5	* 02/06/16	CLEMSON	W 60-57	9567
REBOUNDS	400	488	* 02/09/16	at Virginia	L 49-67	14395
Rebounds per game	30.8	37.5	* 02-17-16	at Miami	L 49-65	6614
Rebounding margin	-6.8	-				
ASSISTS	143	190				
Assists per game	11.0	14.6	* - Conference game			
TURNOVERS	157	155				
Turnovers per game	12.1	11.9				
Turnover margin	-0.2	-				
Assist/turnover ratio	0.9	1.2				
STEALS	65	63				
Steals per game	5.0	4.8				
BLOCKS	39	86				
Blocks per game	3.0	6.6				
ATTENDANCE	42331	76139				
Home games-Avg/Game	6-7055	7-10877				
Neutral site-Avg/Game	-	0-0				

Score by Periods	1st	2nd	OT	Totals
Virginia Tech	390	489	16	895
Opponents	442	521	19	982

THE STAT CREW SYSTEM
Virginia Tech Team Game-by-Game Comparison (as of Feb 18, 2016)
All games

Opponent	1st	2nd	Score	Mar	Total FG	FG Pct	3-Pointers	3FG Pct	Free Throws	FT Pct	Rebounds	Assist	T/Over	Block	Steal	Fouls
ALABAMA STATE	42/37	40/48	82-85	(3)	27-57/30-71	.474/.423	3-12/9-28	.250/.321	25-40/16-21	.625/.762	41/36 +5	13/12	11/8	6/4	4/4	19/29
JACKSONVILLE STATE	38/33	33/29	71-62	+9	26-59/24-64	.441/.375	4-16/8-29	.250/.276	15-30/6-8	.500/.750	54/29 +25	12/10	17/9	2/2	3/8	15/23
VMI	29/29	47/23	76-52	+24	23-49/19-74	.469/.257	6-12/9-33	.500/.273	24-33/5-6	.727/.833	49/37 +12	13/7	17/8	7/5	3/7	12/21
NORTH CAROLINA A&T	46/32	44/28	90-60	+30	27-54/24-66	.500/.364	2-13/6-21	.154/.286	34-50/6-10	.680/.600	41/33 +8	17/12	15/20	6/3	6/7	17/34
Iowa State	30/52	47/47	77-99	(22)	31-67/37-64	.463/.578	3-15/13-21	.200/.619	12-25/12-17	.480/.706	38/36 +2	10/20	11/10	3/9	3/6	18/22
UAB	35/38	36/33	82-77	+5	26-59/29-65	.441/.446	6-16/9-26	.375/.346	24-32/10-18	.750/.556	46/30 +16	12/16	17/12	3/7	5/5	21/22
NORTHWESTERN	36/45	37/28	79-81	(2)	27-66/32-67	.409/.478	7-17/10-26	.412/.385	18-23/7-11	.783/.636	42/36 +6	10/15	12/12	2/5	4/5	15/21
ARKANSAS-PINE BLUFF	37/16	43/29	80-45	+35	21-52/15-52	.404/.288	7-14/4-19	.500/.211	31-40/11-17	.775/.647	44/26 +18	13/10	17/21	3/3	11/9	17/30
Radford	41/27	33/38	74-65	+9	28-56/25-60	.500/.417	3-8/3-20	.375/.150	15-28/12-17	.536/.706	33/39 (6)	17/10	8/14	3/2	9/4	16/20
LAMAR	51/23	37/30	88-53	+35	33-68/18-54	.485/.333	9-24/7-20	.375/.350	13-23/10-15	.565/.667	46/36 +10	18/12	13/20	4/5	5/3	17/27
GRAMBLING STATE	35/32	52/20	87-52	+35	33-72/21-51	.458/.412	10-26/6-19	.385/.316	11-16/4-7	.688/.571	38/29 +9	15/8	10/24	3/5	8/2	11/23
Saint Joseph's	26/35	36/44	62-79	(17)	25-62/26-66	.403/.394	4-17/8-21	.235/.381	8-11/19-25	.727/.760	32/48 (16)	8/15	15/13	8/4	6/9	24/17
WEST VIRGINIA	36/46	27/42	63-88	(25)	18-38/31-61	.474/.508	2-7/4-16	.286/.250	25-39/22-35	.641/.629	24/42 (18)	8/16	22/17	2/4	5/10	30/30
NC STATE	24/34	37/27	73-68	+5	27-69/21-65	.391/.323	5-18/5-23	.278/.217	14-22/21-33	.636/.636	41/50 (9)	3/7	4/10	7/8	2/1	24/19
VIRGINIA	26/21	44/47	70-68	+2	24-51/24-49	.471/.490	9-17/9-20	.529/.450	13-22/11-14	.591/.786	22/34 (12)	17/15	8/16	2/6	9/5	18/22
Duke	23/50	35/32	58-82	(24)	21-56/27-57	.375/.474	1-12/9-24	.083/.375	15-22/19-27	.682/.704	33/42 (9)	11/16	15/13	2/8	2/4	24/18
WAKE FOREST	45/38	48/53	93-91	+2	28-56/33-56	.500/.589	8-18/13-24	.444/.542	29-35/12-18	.829/.667	22/31 (9)	14/17	6/16	1/4	8/4	18/25
Georgia Tech	33/43	45/34	78-77	+1	23-51/32-66	.451/.485	4-12/4-15	.333/.267	28-36/9-16	.778/.563	31/38 (7)	12/16	14/13	5/10	5/3	19/25
Notre Dame	45/37	36/46	81-83	(2)	27-54/29-57	.500/.509	7-18/5-17	.389/.294	20-27/20-28	.741/.714	27/35 (8)	14/10	11/9	2/3	4/5	24/20
NORTH CAROLINA	34/39	36/36	70-75	(5)	20-50/28-74	.400/.378	8-20/3-23	.400/.130	22-32/16-25	.688/.640	33/48 (15)	11/13	14/7	5/6	4/11	20/24
LOUISVILLE	34/38	49/53	83-91	(8)	23-51/27-52	.451/.519	4-15/12-18	.267/.667	33-38/25-34	.868/.735	28/31 (3)	7/19	12/15	2/7	3/2	28/26
Pitt	32/41	39/49	71-90	(19)	23-51/36-68	.451/.529	11-21/8-25	.524/.320	14-20/10-15	.700/.667	32/34 (2)	13/30	20/9	3/4	5/8	20/17
Syracuse	30/24	26/32	60-68	(8)	23-58/20-52	.397/.385	7-24/8-24	.292/.333	7-13/20-32	.538/.625	37/44 (7)	16/11	14/14	2/5	7/4	24/16
CLEMSON	22/24	38/33	60-57	+3	21-56/20-57	.375/.351	4-16/7-25	.250/.280	14-16/10-16	.875/.625	35/39 (4)	10/10	8/10	6/10	2/3	16/17
Virginia	20/32	29/35	49-67	(18)	16-45/24-49	.356/.490	4-14/2-10	.286/.200	13-17/17-20	.765/.850	26/30 (4)	7/18	15/10	0/8	6/4	18/15
Miami	22/21	27/44	49-65	(16)	16-54/24-48	.296/.500	6-20/5-14	.300/.357	11-14/12-15	.786/.800	33/32 +1	8/8	16/13	2/7	8/9	15/16

Note: Game totals are displayed in the format TEAM/OPPONENT for each category

THE STAT CREW SYSTEM
Virginia Tech Combined Team Statistics (as of Feb 18, 2016)
All games

RECORD:	OVERALL	HOME	AWAY	NEUTRAL
ALL GAMES	13-13	10-5	2-6	1-2
CONFERENCE	5-8	4-2	1-6	0-0
NON-CONFERENCE	8-5	6-3	1-0	1-2

#	Player	gp-gs	min	avg	Total		3-Point		F-Throw		Rebounds				pf	dq	a	to	blk	stl	pts	avg
					fg-fga	fg%	3fg-fga	3fg%	ft-fa	ft%	off	def	tot	avg								
32	Zach LeDay	26-23	784	30.2	128-279	.459	16-43	.372	124-155	.800	79	127	206	7.9	81	1	35	44	37	19	396	15.2
04	Seth Allen	26-16	738	28.4	105-283	.371	34-121	.281	112-147	.762	6	75	81	3.1	56	0	67	82	7	19	356	13.7
10	Justin Bibbs	26-25	815	31.3	110-228	.482	56-121	.463	29-41	.707	8	67	75	2.9	42	0	25	25	0	7	305	11.7
15	Chris Clarke	13-10	320	24.6	45-102	.441	0-4	.000	44-64	.688	35	57	92	7.1	25	0	21	24	1	15	134	10.3
23	Jalen Hudson	26-15	532	20.5	71-182	.390	20-59	.339	53-80	.663	15	37	52	2.0	50	1	14	37	5	16	215	8.3
24	Kerry Blackshear Jr.	26-5	527	20.3	67-127	.528	3-16	.188	31-57	.544	46	78	124	4.8	78	4	10	26	11	15	168	6.5
05	Justin Robinson	26-10	572	22.0	48-119	.403	11-35	.314	55-79	.696	9	37	46	1.8	45	0	72	40	3	19	162	6.2
22	Johnny Hamilton	13-0	108	8.3	12-23	.522	0-0	.000	5-13	.385	17	17	34	2.6	13	0	3	5	14	0	29	2.2
00	Shane Henry	24-17	216	9.0	20-38	.526	0-0	.000	10-32	.313	11	44	55	2.3	38	1	2	11	10	4	50	2.1
11	Devin Wilson	23-8	534	23.2	14-47	.298	3-15	.200	16-26	.615	3	39	42	1.8	46	0	54	26	0	19	47	2.0
14	Greg Donlon	4-0	6	1.5	3-4	.750	0-0	.000	2-2	1.000	1	3	4	1.0	0	0	0	1	0	0	8	2.0
21	Satchel Pierce	17-0	115	6.8	12-19	.632	0-0	.000	7-8	.875	8	16	24	1.4	25	0	5	9	3	3	31	1.8
33	Matt Galloway	6-1	33	5.5	2-10	.200	1-8	.125	0-0	.000	2	0	2	0.3	1	0	1	2	0	1	5	0.8
Team												52	39	91				10				
Total.....		26	5300		637-1461	.436	144-422	.341	488-704	.693	292	636	928	35.7	500	7	309	342	91	137	1906	73.3
Opponents.....		26	5300		676-1565	.432	186-561	.332	342-500	.684	306	639	945	36.3	579	-	353	343	144	142	1880	72.3

TEAM STATISTICS	VT	OPP	Date	Opponent	Score	Att.	
SCORING	1906	1880	11/14/15	ALABAMA STATE	L	82-85	6519
Points per game	73.3	72.3	11/18/15	JACKSONVILLE STATE	W	71-62	4984
Scoring margin	+1.0	-	11/21/15	VMI	W	76-52	5644
FIELD GOALS-ATT	637-1461	676-1565	11/24/15	NORTH CAROLINA A&T	W	90-60	4464
Field goal pct	.436	.432	11/27/15	vs Iowa State	L	77-99	2222
3 POINT FG-ATT	144-422	186-561	11/28/15	vs UAB	Wot	82-77	2222
3-point FG pct	.341	.332	12/01/15	NORTHWESTERN	Lot	79-81	4879
3-pt FG made per game	5.5	7.2	12/05/15	ARKANSAS-PINE BLUFF	W	80-45	4931
FREE THROWS-ATT	488-704	342-500	12-09-15	at Radford	W	74-65	4013
Free throw pct	.693	.684	12/13/15	LAMAR	W	88-53	4870
F-Throws made per game	18.8	13.2	12/19/15	GRAMBLING STATE	W	87-52	4649
REBOUNDS	928	945	12/22/15	vs Saint Joseph's	L	62-79	0
Rebounds per game	35.7	36.3	12/30/15	WEST VIRGINIA	L	63-88	9567
Rebounding margin	-0.7	-	* 01/02/16	NC STATE	Wot	73-68	4971
ASSISTS	309	353	* 01/04/16	VIRGINIA	W	70-68	6157
Assists per game	11.9	13.6	* 1/9/16	at Duke	L	58-82	9314
TURNOVERS	342	343	* 01/13/16	WAKE FOREST	W	93-91	4985
Turnovers per game	13.2	13.2	* 1/16/16	at Georgia Tech	W	78-77	6470
Turnover margin	+0.0	-	* 1/20/16	at Notre Dame	L	81-83	7888
Assist/turnover ratio	0.9	1.0	* 01/24/16	NORTH CAROLINA	L	70-75	9567
STEALS	137	142	* 01/27/16	LOUISVILLE	L	83-91	7084
Steals per game	5.3	5.5	* 1/31/16	at Pitt	L	71-90	10049
BLOCKS	91	144	* 2/2/16	at Syracuse	Lot	60-68	21409
Blocks per game	3.5	5.5	* 02/06/16	CLEMSON	W	60-57	9567
ATTENDANCE	92838	84596	* 02/09/16	at Virginia	L	49-67	14395
Home games-Avg/Game	15-6189	8-10019	* 02-17-16	at Miami	L	49-65	6614
Neutral site-Avg/Game	-	3-1481					

* - Conference game

Score by Periods	1st	2nd	OT	Totals
Virginia Tech	872	1001	33	1906
Opponents	887	960	33	1880

THE STAT CREW SYSTEM
Virginia Tech Points-Rebounds-Assists (as of Feb 18, 2016)
All games

Opponent	Date	Score		00	04	05	10	11	14	15
				HENRY,SHAN	ALLEN,SETH	ROBINSON,J	BIBBS,JUST	WILSON,DEV	DONLON,GRE	CLARKE,CHR
ALABAMA STATE	11/14/15	82-85	L	1-2-0	13-4-4	8-2-4	9-2-1	DNP	DNP	10-3-2
JACKSONVILLE STATE	11/18/15	71-62	w	6-5-0	7-3-1	6-4-3	11-7-1	DNP	DNP	12-11-2
VMI	11/21/15	76-52	w	2-3-0	17-6-3	11-4-3	11-1-3	DNP	DNP	14-5-2
NORTH CAROLINA A&T	11/24/15	90-60	w	1-0-0	7-2-2	4-1-5	12-3-0	2-1-3	4-0-0	14-8-2
vs Iowa State	11/27/15	77-99	L	0-2-0	10-1-2	11-5-2	11-0-0	2-2-2	DNP	9-6-2
vs UAB	11/28/15	82-77	w	0-3-0	23-4-1	9-0-1	8-0-0	7-3-5	DNP	10-16-2
NORTHWESTERN	12/01/15	79-81	L	0-2-0	25-4-2	0-1-2	17-2-1	4-1-5	DNP	11-13-0
ARKANSAS-PINE BLUFF	12/05/15	80-45	w	1-4-0	11-1-1	4-1-5	13-4-1	2-4-2	0-2-0	14-6-2
at Radford	12-09-15	74-65	w	DNP	17-2-2	3-0-3	11-2-1	7-3-5	DNP	4-3-1
LAMAR	12/13/15	88-53	w	0-2-0	10-4-7	3-3-2	17-4-1	1-1-3	0-1-0	11-6-4
GRAMBLING STATE	12/19/15	87-52	w	0-2-0	13-7-1	8-0-7	31-2-0	2-0-4	4-1-0	DNP
vs Saint Joseph's	12/22/15	62-79	L	0-0-0	18-4-1	5-1-0	8-0-1	1-4-3	DNP	7-4-1
WEST VIRGINIA	12/30/15	63-88	L	12-4-0	10-2-1	6-2-2	5-3-2	4-0-1	DNP	DNP
NC STATE	01/02/16	73-68	w	0-4-0	23-4-1	6-3-1	2-2-0	1-2-0	DNP	DNP
VIRGINIA	01/04/16	70-68	w	0-4-2	13-2-3	5-0-6	16-0-2	2-2-2	DNP	DNP
at Duke	1/9/16	58-82	L	6-4-0	3-3-2	8-2-3	3-4-1	0-2-1	DNP	DNP
WAKE FOREST	01/13/16	93-91	w	4-3-0	6-1-4	17-4-2	32-2-2	0-0-0	DNP	DNP
at Georgia Tech	1/16/16	78-77	w	2-2-0	13-2-4	9-2-4	8-5-1	4-0-1	DNP	DNP
at Notre Dame	1/20/16	81-83	L	11-3-0	20-2-8	3-2-2	12-3-1	0-0-0	DNP	DNP
NORTH CAROLINA	01/24/16	70-75	L	2-0-0	11-5-4	1-0-2	6-3-0	5-3-3	DNP	DNP
LOUISVILLE	01/27/16	83-91	L	0-3-0	26-4-2	0-0-2	10-2-1	0-1-0	DNP	DNP
at Pitt	1/31/16	71-90	L	2-1-0	28-6-3	0-1-4	12-6-1	0-3-4	DNP	DNP
at Syracuse	2/2/16	60-68	L	DNP	11-4-4	7-4-1	16-11-3	3-0-2	DNP	DNP
CLEMSON	02/06/16	60-57	w	0-1-0	10-3-1	0-2-2	12-3-0	0-2-4	DNP	DNP
at Virginia	02/09/16	49-67	L	0-0-0	6-1-2	16-1-1	4-2-0	0-3-2	DNP	11-4-0
at Miami	02-17-16	49-65	L	0-1-0	5-0-1	12-1-3	8-2-1	0-5-2	DNP	7-7-1

Opponent	Date	Score		21	22	23	24	32	33
				PIERCE,SAT	HAMILTON,J	HUDSON,JAL	,KERRY BLA	LEDAY,ZACH	GALLOWAY,M
ALABAMA STATE	11/14/15	82-85	L	5-2-0	0-1-0	3-1-0	7-8-0	26-15-2	DNP
JACKSONVILLE STATE	11/18/15	71-62	w	DNP	8-4-1	0-0-1	6-8-1	15-9-2	DNP
VMI	11/21/15	76-52	w	0-0-0	8-11-1	0-0-0	0-6-1	13-10-0	DNP
NORTH CAROLINA A&T	11/24/15	90-60	w	0-1-1	6-7-0	2-0-1	12-2-1	26-12-2	0-0-0
vs Iowa State	11/27/15	77-99	L	0-0-0	4-4-0	7-3-1	4-2-0	19-8-1	DNP
vs UAB	11/28/15	82-77	w	DNP	3-2-0	3-2-1	4-1-0	15-10-2	DNP
NORTHWESTERN	12/01/15	79-81	L	6-7-0	0-0-0	8-6-0	6-3-0	2-1-0	DNP
ARKANSAS-PINE BLUFF	12/05/15	80-45	w	2-2-0	DNP	15-4-2	0-0-0	13-10-0	5-1-0
at Radford	12-09-15	74-65	w	DNP	DNP	12-2-2	13-8-0	7-9-3	DNP
LAMAR	12/13/15	88-53	w	2-1-0	DNP	14-1-0	11-10-1	19-10-0	0-0-0
GRAMBLING STATE	12/19/15	87-52	w	DNP	DNP	4-0-0	11-12-0	14-9-2	0-1-1
vs Saint Joseph's	12/22/15	62-79	L	DNP	0-0-1	7-3-0	6-3-0	10-11-1	DNP
WEST VIRGINIA	12/30/15	63-88	L	4-0-0	0-0-0	9-1-0	2-1-0	11-9-2	DNP
NC STATE	01/02/16	73-68	w	0-0-0	0-1-0	23-3-0	9-8-0	9-12-1	DNP
VIRGINIA	01/04/16	70-68	w	DNP	DNP	2-0-0	10-6-1	22-7-1	DNP
at Duke	1/9/16	58-82	L	0-1-0	0-0-0	8-0-1	12-5-1	18-9-2	DNP
WAKE FOREST	01/13/16	93-91	w	6-4-1	DNP	2-1-1	6-3-0	20-3-4	DNP
at Georgia Tech	1/16/16	78-77	w	4-3-0	DNP	7-1-2	10-6-0	21-7-0	DNP
at Notre Dame	1/20/16	81-83	L	0-1-0	DNP	9-7-1	4-3-1	22-2-1	DNP
NORTH CAROLINA	01/24/16	70-75	L	2-1-0	DNP	14-4-0	12-4-0	17-4-2	DNP
LOUISVILLE	01/27/16	83-91	L	DNP	0-4-0	27-7-1	0-0-0	20-3-1	DNP
at Pitt	1/31/16	71-90	L	0-0-0	0-0-0	13-0-0	4-3-0	12-9-1	DNP
at Syracuse	2/2/16	60-68	L	0-0-2	DNP	2-0-0	8-4-2	13-8-2	0-0-0
CLEMSON	02/06/16	60-57	w	0-1-1	DNP	13-2-0	6-6-0	19-12-2	DNP
at Virginia	02/09/16	49-67	L	DNP	DNP	5-3-0	0-4-1	7-4-1	0-0-0
at Miami	02-17-16	49-65	L	DNP	DNP	6-1-0	5-8-0	6-3-0	DNP

2015-16 Box Scores



Official Basketball Box Score - Game Totals - Final Statistics Alabama State vs Virginia Tech November 14, 2015 7:00 PM Cassell Coliseum, Blacksburg, Va.



Official Basketball Box Score - Game Totals - Final Statistics Jacksonville State vs Virginia Tech November 18, 2015 7:00 PM Cassell Coliseum, Blacksburg, Va.



Alabama State 85 - 1-0

#	Player	Total FG-FGA	3-Pr FG-FGA	FT-FTA	Rebounds Off Def Tot	PF	TP	A	TO	Blk	Stl	Min
01	Chidozie Omie	3-7	1-2	0-0	2 1 3	4	7	0	0	0	0	17
52	Steve Rogers	4-11	1-4	0-0	4 1 5	3	9	0	0	0	1	28
45	Robert Ojeh	1-1	0-0	0-0	0 0 0	2	2	0	0	0	0	5
12	Jamel Waters	6-16	4-8	5-5	0 6 6	2	21	7	3	0	2	35
09	Torloft Thomas	2-8	1-6	8-10	0 3 3	4	13	2	3	0	0	34
02	Corvon Butler	5-7	0-1	0-0	2 3 5	4	10	0	0	0	0	17
05	Bobby Brown	6-14	2-6	0-0	2 3 5	1	14	0	2	1	0	28
20	Glenn Hollaway	2-2	0-0	2-2	2 3 5	5	6	1	0	3	0	20
25	Mikel Tyson	0-0	0-0	0-0	0 0 0	0	0	0	0	0	0	1
30	Terrance LeFlore	1-5	0-1	1-4	0 0 0	4	3	2	0	0	1	15
Team					3 1 4							
Totals		30-71	9-28	16-21	15 21 36	29	85	12	8	4	4	200

FG % 1st Half: 13-37 35.1% 2nd Half: 17-34 50.0% Game: 30-71 42.3%
 3FG % 1st Half: 5-18 27.8% 2nd Half: 4-10 40.0% Game: 9-28 32.1%
 FT % 1st Half: 6-8 75.0% 2nd Half: 10-13 76.9% Game: 16-21 76.2%

Virginia Tech 82 - 0-1

#	Player	Total FG-FGA	3-Pr FG-FGA	FT-FTA	Rebounds Off Def Tot	PF	TP	A	TO	Blk	Stl	Min
23	Jalen Hudson	1-2	0-0	1-1	1 0 1	0	3	0	2	0	0	15
10	Justin Bibbs	4-11	1-3	0-0	0 2 2	2	9	1	1	0	1	32
00	Shane Henry	0-2	0-0	1-2	0 2 2	3	1	0	0	1	0	9
04	Seth Allen	2-9	2-7	7-8	0 4 4	4	13	4	4	0	0	27
32	Zach LeDay	10-16	0-0	6-9	7 8 15	2	26	2	0	1	0	35
05	Justin Robinson	2 3	0 1	4 7	1 1 2	1	8	4	1	0	1	28
15	Chris Clarke	3-4	0-0	4-7	1 2 3	3	10	2	1	0	1	22
21	Satchel Pierce	2-3	0-0	1-1	0 2 2	3	5	0	1	2	0	5
22	Johnny Hamilton	0-1	0-0	0-0	1 0 1	0	0	0	0	1	0	2
24	Kerry Blackshear Jr.	3-6	0-1	1-5	3 5 8	1	7	0	1	1	1	25
Team					0 1 1							
Totals		27-57	3-12	25-40	14 27 41	19	82	13	11	6	4	200

FG % 1st Half: 14-33 42.4% 2nd Half: 13-24 54.2% Game: 27-57 47.4%
 3FG % 1st Half: 2-7 28.6% 2nd Half: 1-5 20.0% Game: 3-12 25.0%
 FT % 1st Half: 12-18 66.7% 2nd Half: 13-22 59.1% Game: 25-40 62.5%

Officials: Sean Hull, Matt Potter, Troy Steyns
 Technical fouls: Alabama State-None, Virginia Tech-None.
 Attendance: 8,518

Score by period	1st	2nd	Total
Alabama State	37	48	85
Virginia Tech	42	40	82

Points	In	Off	2nd	Fast	Bench
ALST	Paint	TO	Offense	Break	
VT	26	9	19	16	30

Last FG - ALST 2nd-01:20, VT 2nd-02:17
 Largest lead - ALST by 8 2nd-0:29, VT by 11 1st-09:44
 ALST led for 11:10, VT led for 8:07. Game was tied for 2:26.

Score tied - 8 times.
 Lead changed - 9 times.

Jacksonville State 62 - 2-2

#	Player	Total FG-FGA	3-Pr FG-FGA	FT-FTA	Rebounds Off Def Tot	PF	TP	A	TO	Blk	Stl	Min
21	Malcolm Drumwright	6-20	1-8	0-0	0 0 0	4	13	4	0	0	2	31
31	Christian Cunningham	0-2	0-0	0-0	1 1 2	2	0	0	0	1	0	8
15	Erik Durham	8-14	3-8	2-2	0 8 8	2	21	1	1	0	1	36
18	Jared Hamilton	4-9	0-2	0-0	2 1 3	2	8	3	1	0	2	34
02	Jaquell Townser	4-4	0-2	0-0	0 1 1	3	0	2	3	0	2	27
00	Dimitko Bogdan	0-0	0-0	0-0	0 0 0	0	0	0	0	0	0	1
01	Greg Tucker	3-8	2-8	2-3	0 4 4	4	10	0	0	0	0	25
24	Cusmane Ba	0-0	0-0	0-0	0 0 0	0	0	0	0	0	0	2
32	Jeremy Watson	3-5	2-3	2-3	2 3 5	4	10	0	3	1	1	31
33	Andre Statom	0-2	0-2	0-0	0 2 2	2	0	0	0	0	0	5
Team					2 2 4							
Totals		24-64	8-29	6-8	7 22 29	23	62	10	9	2	6	200

FG % 1st Half: 14-35 40.0% 2nd Half: 10-29 34.5% Game: 24-64 37.5%
 3FG % 1st Half: 5-17 29.4% 2nd Half: 3-12 25.0% Game: 8-29 27.6%
 FT % 1st Half: 0-0 0.0% 2nd Half: 8-8 75.0% Game: 8-8 75.0%

Officials: Mike Caden, Chuck Jones, Ron Tyburski
 Technical fouls: Jacksonville State-None, Virginia Tech-None.
 Attendance: 4,894

Score by period	1st	2nd	Total
Jacksonville State	33	29	62
Virginia Tech	38	33	71

Points	In	Off	2nd	Fast	Bench
JSU	Paint	TO	Offense	Break	
VT	24	15	16	10	20

Last FG - JSU 2nd-02:40, VT 2nd-00:29
 Largest lead - JSU by 4 1st-10:26, VT by 12 2nd-15:09
 JSU led for 11:11, VT led for 8:56. Game was tied for 4:15.

Score tied - 7 times.
 Lead changed - 2 times.



Official Basketball Box Score - Game Totals - Final Statistics VMU vs Virginia Tech November 21, 2015 7:00 PM Cassell Coliseum, Blacksburg, Va.



Official Basketball Box Score - Game Totals - Final Statistics North Carolina A&T vs Virginia Tech November 24, 2015 7:00 PM Cassell Coliseum, Blacksburg, Va.



VMU 52 - 1-2

#	Player	Total FG-FGA	3-Pr FG-FGA	FT-FTA	Rebounds Off Def Tot	PF	TP	A	TO	Blk	Stl	Min
23	Tim Marshall	0-3	0-0	0-0	1 0 1	1	0	0	1	0	1	8
32	Phillip Anglade	2-7	0-0	0-0	5 4 9	4	4	0	1	1	1	22
35	Julian Eleby	4-13	4-9	3-4	2 2 4	4	15	2	1	0	1	38
22	QJ Peterson	10-29	4-15	2-2	2 4 6	2	26	2	2	0	2	39
15	Tray Chapman	0-7	0-0	0-0	1 2 3	3	0	1	0	1	0	28
00	Austin Vaseem	0-2	0-1	0-0	0 0 0	0	0	0	0	0	0	14
05	Adrian Rich	1-6	0-1	0-0	1 1 2	2	2	0	2	0	1	21
05	Fred Inuafemi	1-3	0-0	0-0	1 5 6	2	2	1	1	3	1	16
12	D'Andre Mahaffey	0-1	0-0	0-0	0 1 1	0	0	0	0	0	0	2
40	Jordan Weethes	1-3	1-3	0-0	0 0 0	3	3	1	0	0	0	12
Team					4 1 5							
Totals		19-74	9-33	5-6	17 20 37	21	52	7	8	5	7	200

FG % 1st Half: 11-35 31.4% 2nd Half: 8-39 20.5% Game: 19-74 25.7%
 3FG % 1st Half: 2-7 28.6% 2nd Half: 2-15 13.3% Game: 4-18 22.2%
 FT % 1st Half: 0-0 0.0% 2nd Half: 5-8 62.5% Game: 5-8 62.5%

Virginia Tech 76 - 2-1

#	Player	Total FG-FGA	3-Pr FG-FGA	FT-FTA	Rebounds Off Def Tot	PF	TP	A	TO	Blk	Stl	Min
00	Shane Henry	1-2	0-0	0-0	0 3 3	1	2	0	1	2	2	14
32	Zach LeDay	3-11	0-0	7-7	3 7 10	3	13	0	2	1	0	34
10	Justin Bibbs	4-6	2-3	1-2	0 1 1	0	11	3	0	0	0	31
15	Chris Clarke	3-5	0-0	8-12	1 4 5	2	14	2	0	0	1	28
05	Justin Robinson	4-8	1-3	2-2	0 4 4	2	11	3	5	0	0	30
04	Seth Allen	5-11	3-5	4-7	0 6 6	3	17	3	4	1	0	25
21	Satchel Pierce	0-0	0-0	0-0	0 0 0	0	0	0	2	0	0	2
22	Johnny Hamilton	2-4	0-0	2-3	0 5 11	1	8	1	1	3	0	18
23	Jalen Hudson	0-0	0-0	0-0	0 0 0	0	0	0	0	0	0	5
24	Kerry Blackshear Jr.	0-2	0-1	0-0	2 4 6	0	0	0	1	1	0	15
Team					0 3 3							
Totals		23-49	6-12	24-33	12 37 49	12	76	13	17	7	3	200

FG % 1st Half: 7-17 41.2% 2nd Half: 16-32 50.0% Game: 23-49 46.9%
 3FG % 1st Half: 0-3 0.0% 2nd Half: 8-9 88.9% Game: 8-12 66.7%
 FT % 1st Half: 15-18 83.3% 2nd Half: 8-15 53.3% Game: 24-33 72.7%

Officials: Roger Ayers, Tim Conner, Tony Chizema
 Technical fouls: VMU-Julian Eleby (1), Virginia Tech-Chris Clarke (1).
 Attendance: 5,844
 Notes: Greg Donlon (14 VT) ejected for leaving the bench - 3:42 (2nd Half)

Score by period	1st	2nd	Total
VMU	28	23	52
Virginia Tech	28	47	76

Points	In	Off	2nd	Fast	Bench
VMU	Paint	TO	Offense	Break	
VT	14	16	16	10	26

Last FG - VMU 2nd-04:04, VT 2nd-00:29
 Largest lead - VMU by 2 1st-11:36, VT by 24 2nd-00:20
 VMU led for 8:06, VT led for 1:29.

Score tied - 4 times.
 Lead changed - 10 times.

North Carolina A&T 60 - 0-6

#	Player	Total FG-FGA	3-Pr FG-FGA	FT-FTA	Rebounds Off Def Tot	PF	TP	A	TO	Blk	Stl	Min
32	BECKER-FORD, Bruce	1-10	2-3	2-2	2 2 4	4	14	1	3	1	0	25
44	BURROUGHS, Steven	2-2	0-0	0-0	0 0 0	5	4	0	1	0	1	8
12	ABDULLAH, Ahmad	3-5	2-3	0-0	1 1 2	2	8	3	2	0	1	26
03	EGHAREVBA, Ede	3-7	0-1	1-2	0 0 0	4	7	0	0	1	0	13
01	SINGLETON, Joaheba	0-6	0-2	0-0	0 5 5	3	0	1	2	0	0	16
02	HUNT, Sam	1-0	0-3	0-0	0 2 2	2	2					

2015-16 Box Scores



Official Basketball Box Score -- Game Totals -- Final Statistics Virginia Tech vs Iowa State November 27, 2015 6:00 PM Emerald Coast Classic



Virginia Tech 77 - 3-2

#	Player	Total		3-Pr	FT-FTA	Rebounds		PF	TP	A	TO	Blk	Stl	Min
		FG-FGA	FG-FGA			Off	Def							
32	Zach LeDay	8-14	1-3	2-4	6	2	8	4	19	1	1	0	0	23
15	Chris Clarke	4-12	0-0	1-2	2	4	6	1	9	2	2	0	0	31
0	Shane Henry	0-2	0-0	0-2	0	2	2	0	0	0	1	0	0	8
10	Justin Bibbs	4-7	2-5	1-2	0	0	0	11	0	2	0	1	0	22
5	Justin Robinson	4-6	0-0	3-4	2	3	5	1	11	2	2	0	0	18
4	Seth Allen	4-13	0-5	2-3	0	1	1	2	10	2	1	0	1	27
11	Devin Wilson	1-1	0-0	0-0	0	2	2	1	2	2	0	0	0	20
21	Satchel Pierce	0-1	0-0	0-0	0	0	0	0	0	0	0	0	0	3
22	Johnny Hamilton	2-2	0-0	0-0	2	2	4	2	4	0	0	3	0	15
23	Jalen Hudson	2-5	0-1	3-4	0	3	3	2	7	1	0	0	1	18
24	Kerry Blackshear Jr.	2-4	0-1	0-4	1	1	2	3	4	0	2	0	0	15
	Totals	31-67	3-15	12-25	15	23	38	18	77	10	11	3	3	200

FG % 1st Half: 14-37 37.8% 2nd Half: 17-30 56.7% Game: 31-67 46.3% Deadball Rebounds 5
 3FG % 1st Half: 0-6 0.0% 2nd Half: 3-9 33.3% Game: 3-15 20.0%
 FT % 1st Half: 2-7 28.6% 2nd Half: 10-18 55.6% Game: 12-25 48.0%

Iowa State 99 - 4-0

#	Player	Total		3-Pr	FT-FTA	Rebounds		PF	TP	A	TO	Blk	Stl	Min
		FG-FGA	FG-FGA			Off	Def							
31	Niang, Georges	4-11	2-3	4-4	0	7	7	4	14	6	3	3	1	31
11	Morris, Monte	6-11	1-3	1-2	0	2	2	2	14	7	0	0	1	33
15	Mitrou-Long, Naz	4-6	2-4	2-2	0	1	1	3	12	3	1	0	0	27
01	McKay, Jameel	10-16	0-0	3-7	4	4	8	3	23	0	0	3	1	34
02	Nader, Abdel	6-11	2-3	2-2	2	9	11	4	16	1	3	1	2	26
00	Carter, Simeon	0-0	0-0	0-0	0	1	1	1	0	0	0	0	0	2
03	Cooke, Hallice	4-5	3-4	0-0	0	1	1	1	11	1	1	1	0	16
21	Thomas, Matt	2-3	2-3	0-0	0	2	2	4	6	2	2	1	1	27
23	Ashton, Jordan	1-1	1-1	0-0	0	0	0	0	3	0	0	0	0	2
33	Ernst, Brady	0-0	0-0	0-0	0	0	0	0	0	0	0	0	0	2
	Totals	37-64	13-21	12-17	7	29	36	22	99	20	10	9	6	200

FG % 1st Half: 20-29 69.0% 2nd Half: 17-35 48.6% Game: 37-64 57.8% Deadball Rebounds 2
 3FG % 1st Half: 7-11 63.6% 2nd Half: 6-10 60.0% Game: 13-21 61.9%
 FT % 1st Half: 5-8 62.5% 2nd Half: 7-9 77.8% Game: 12-17 70.6%

Officials: John Higgins, Doug Shows, Steve Olson
 Technical fouls: Virginia Tech-None, Iowa State-None.
 Attendance: 2,222

Score by periods	1st	2nd	OT	Total
Virginia Tech	30	47		77
Iowa State	52	47		99

Last FG - VT 2nd-01:43, ISU 2nd-00:15
 Largest lead - VT by 2 1st-19:27, ISU by 32 2nd-12:24
 VT led for :09, ISU led for 39:18, Game was tied for :33.

Points	In	Off	2nd	Fast	Bench
ISU	11	15	21	5	17
VT	15	5	20	20	20

Score tied - 0 times.
 Lead changed - 1 times.



Official Basketball Box Score -- Game Totals -- Final Statistics Virginia Tech vs UAB November 28, 2015 3:30 PM Emerald Coast Classic



Virginia Tech 82 - 4-2

#	Player	Total		3-Pr	FT-FTA	Rebounds		PF	TP	A	TO	Blk	Stl	Min
		FG-FGA	FG-FGA			Off	Def							
32	Zach LeDay	4-11	0-1	7-10	5	5	10	4	15	2	2	1	0	29
15	Chris Clarke	3-7	0-0	4-6	5	11	16	2	10	2	4	0	2	39
0	Shane Henry	0-2	0-0	0-0	2	1	3	1	0	0	0	0	0	7
10	Justin Bibbs	3-5	2-3	0-0	0	0	0	2	8	0	1	0	0	31
5	Justin Robinson	4-7	1-2	0-0	0	0	0	1	9	1	3	0	0	21
4	Seth Allen	7-19	2-9	7-8	0	4	4	2	23	1	3	0	0	36
11	Devin Wilson	1-1	0-0	5-6	0	3	3	2	7	5	2	0	0	24
22	Johnny Hamilton	1-3	0-0	1-2	1	1	2	3	3	0	0	2	0	14
23	Jalen Hudson	1-2	1-1	0-0	1	1	2	1	3	1	2	0	1	17
24	Kerry Blackshear Jr.	2-2	0-0	0-0	1	0	1	3	4	0	0	0	1	7
	Totals	26-59	6-16	24-32	17	29	46	21	82	12	17	3	5	225

FG % 1st Half: 13-29 44.8% 2nd Half: 9-24 37.5% OT: 4-6 66.7% Game: 26-59 44.1% Deadball Rebounds 5
 3FG % 1st Half: 3-8 37.5% 2nd Half: 2-6 33.3% OT: 1-2 50.0% Game: 6-16 37.5%
 FT % 1st Half: 6-8 75.0% 2nd Half: 16-20 80.0% OT: 2-4 50.0% Game: 24-32 75.0%

UAB 77 - 3-3

#	Player	Total		3-Pr	FT-FTA	Rebounds		PF	TP	A	TO	Blk	Stl	Min
		FG-FGA	FG-FGA			Off	Def							
04	Brown, Robert	5-15	2-5	4-7	1	2	3	2	16	5	2	0	1	39
21	Mehini, Tosin	2-3	0-0	0-2	2	2	4	1	4	0	2	1	0	15
34	Lee, William	4-10	0-0	0-0	3	2	5	4	8	4	1	3	0	32
02	Norton, Nick	6-12	1-0	0-0	0	4	4	2	17	4	0	0	0	35
00	Baxter, Hakeem	6-13	2-4	2-2	1	0	1	5	16	1	1	0	0	35
01	Watts, Denzell	0-1	0-1	0-0	0	0	0	3	0	1	3	0	1	9
03	Cokley, Chris	5-7	0-0	2-2	1	7	8	1	12	1	1	2	2	28
11	Williams, Dirk	0-2	0-1	0-0	0	1	1	0	0	0	0	0	1	8
22	Madson, Tyler	0-0	0-0	0-0	1	0	1	3	0	0	1	1	0	12
35	Sullivan, Lewis	1-2	0-0	2-2	0	1	1	1	4	0	1	0	0	12
	Totals	29-65	9-26	10-18	10	20	30	22	77	16	12	7	5	225

FG % 1st Half: 14-27 51.9% 2nd Half: 14-31 45.2% OT: 1-7 14.3% Game: 29-65 44.8% Deadball Rebounds 5
 3FG % 1st Half: 4-12 33.3% 2nd Half: 4-11 36.4% OT: 1-3 33.3% Game: 9-26 34.6%
 FT % 1st Half: 6-7 85.7% 2nd Half: 1-7 14.3% OT: 3-4 75.0% Game: 10-18 55.6%

Officials: John Higgins, Mark Whitehead, Steve Olson
 Technical fouls: Virginia Tech-None, UAB-None.
 Attendance: 2,222

Score by periods	1st	2nd	OT	Total
Virginia Tech	35	36	11	82
UAB	38	33	6	77

Last FG - VT 0T-00:59, UAB 0T-01:31
 Largest lead - VT by 5 2nd-09:14, UAB by 8 1st-08:16
 VT led for 13:45, UAB led for 26:10, Game was tied for 5:05.

Score tied - 10 times.
 Lead changed - 12 times.



Official Basketball Box Score -- Game Totals -- Final Statistics Northwestern vs Virginia Tech December 1, 2015 7:00 PM Cassell Coliseum, Blacksburg, Va.



Official Basketball Box Score -- Game Totals -- Final Statistics Arkansas-Pine Bluff vs Virginia Tech December 5, 2015 3:00 PM Cassell Coliseum, Blacksburg, Va.



Northwestern 81 - 6-1

#	Player	Total		3-Pr	FT-FTA	Rebounds		PF	TP	A	TO	Blk	Stl	Min
		FG-FGA	FG-FGA			Off	Def							
20	Scottie Lindsey	g	1-3	1-2	0-0	0	0	0	3	3	0	3	0	12
30	Bryant McIntosh	g	8-15	2-3	1-2	1	4	5	2	19	4	4	0	34
34	Sanjay Lumpkin	f	5-7	1-2	1-3	2	5	7	3	12	3	1	0	35
14	Tre Demps	g	8-21	1-9	0-0	1	5	6	1	17	4	1	0	45
22	Alex Olah	c	2-6	1-1	0-1	1	2	3	1	5	1	0	3	30
01	Joey van Zegeren		2-3	0-0	0-0	1	1	2	4	0	2	1	0	14
23	Jordan Ash		0-1	0-1	0-0	0	0	0	0	1	0	0	0	3
32	Nathan Taphorn		4-7	3-5	0-0	1	2	3	2	11	0	1	0	21
35	Aaron Falzon		1-3	1-3	3-3	0	5	5	2	6	0	1	0	15
44	Gavin Skelly		1-1	0-0	2-2	1	0	1	3	4	1	1	0	10
	Totals		32-67	10-26	7-11	8	28	36	21	81	15	12	5	225

FG % 1st Half: 17-30 56.7% 2nd Half: 12-29 41.4% OT: 3-8 37.5% Game: 32-67 47.8% Deadball Rebounds 2
 3FG % 1st Half: 6-14 42.9% 2nd Half: 2-9 22.2% OT: 2-3 66.7% Game: 10-26 38.5%
 FT % 1st Half: 5-7 71.4% 2nd Half: 2-4 50.0% OT: 0-0 0.0% Game: 7-11 63.6%

Virginia Tech 79 - 4-3

#	Player	Total		3-Pr	FT-FTA	Rebounds		PF	TP	A	TO	Blk	Stl	Min
		FG-FGA	FG-FGA			Off	Def							
00	Shane Henry	f	0-0	0-0	0-0	0	2	2	0	0	0	0	0	4
32	Zach LeDay	f	0-4	0-1	2-2	0	1	2	2	0	1	1	0	17
10	Justin Bibbs	g	7-11	3-5	0-0	1	1	2	1	17	1	1	0	41
15	Chris Clarke	f	4-14	0-0	3-5	7	6	13	1	11	0	2	0	25
05	Justin Robinson	g	0-4	0-1	0-0	0	1	1						

2015-16 Box Scores



Official Basketball Box Score -- Game Totals -- Final Statistics Virginia Tech vs Radford December 9, 2015 7:00 PM Radford, VA (Dedmon Center)



Virginia Tech 74 - 6-3

#	Player	Total FG-FGA	3-Ptr FG-FGA	FT-FTA	Rebounds			PF	TP	A	TO	Blk	Stl	Min
					Off	Def	Tot							
23	Jalen Hudson	5-9	0-0	2-5	0	2	2	2	12	2	1	3	0	23
32	Zach LeDay	3-7	0-0	1-2	3	6	9	3	7	3	1	1	0	27
11	Devin Wilson	3-3	1-1	0-0	0	3	3	2	7	5	2	0	1	27
15	Chris Clarke	2-4	0-0	0-0	0	3	3	2	4	1	1	0	3	22
10	Justin Bibbs	4-9	1-2	2-5	0	2	2	1	11	1	0	0	0	34
04	Seth Allen	5-12	1-5	6-9	0	2	2	2	17	2	1	0	0	23
05	Justin Robinson	0-3	0-0	3-4	0	0	0	3	3	1	0	1	0	12
24	Kerry Blackshear Jr.	6-9	0-0	1-3	3	5	8	4	13	0	1	1	1	32
	Team				2	2	4							
Totals		28-56	3-8	15-28	8	25	33	16	74	17	8	3	9	200

FG % 1st Half: 17-33 51.5% 2nd Half: 11-23 47.8% Game: 28-56 50.0%
 3FG % 1st Half: 3-6 50.0% 2nd Half: 0-2 0.0% Game: 3-8 37.5%
 FT % 1st Half: 4-6 66.7% 2nd Half: 11-22 50.0% Game: 15-28 53.6%

Radford 65 - 5-5

#	Player	Total FG-FGA	3-Ptr FG-FGA	FT-FTA	Rebounds			PF	TP	A	TO	Blk	Stl	Min
					Off	Def	Tot							
00	BROWN, Kion	5-8	0-0	2-2	3	0	3	2	12	0	0	0	0	22
55	HOLCOMB, Brandon	5-6	0-0	3-4	1	10	11	3	13	0	1	1	0	28
05	DAVIS, Rashun	2-11	0-3	0-0	0	0	0	4	4	4	5	0	1	31
14	COUSIN, Justin	0-4	0-4	0-0	0	0	0	1	1	0	0	0	0	12
03	JONES, Cameron	6-13	3-6	1-2	2	1	3	4	16	1	4	0	0	27
01	OWENS, Taj	2-5	0-1	6-6	2	0	2	1	10	3	1	0	1	14
10	TANNER, Caleb	0-0	0-0	0-0	0	0	0	0	0	0	0	0	0	0+
11	ANDERSON, YaYa	3-9	0-4	0-0	1	3	4	2	6	0	0	0	1	27
24	POLITE JR, Ed	1-1	0-0	0-3	3	2	5	1	2	0	0	1	1	23
25	LUTEJE, Christian	0-2	0-2	0-0	0	5	5	2	0	1	1	0	0	9
45	BOLSTAD, Darius	1-1	0-0	0-0	1	1	2	0	1	2	0	1	0	7
	Team				1	3	4							
Totals		25-60	3-20	12-17	14	25	39	20	65	10	14	2	4	200

FG % 1st Half: 10-29 34.5% 2nd Half: 15-31 48.4% Game: 25-60 41.7%
 3FG % 1st Half: 1-10 10.0% 2nd Half: 2-10 20.0% Game: 3-20 15.0%
 FT % 1st Half: 6-8 75.0% 2nd Half: 6-9 66.7% Game: 12-17 70.6%

Officials: Matthew Potter, Sean Casady, Tim Comer
 Technical fouls: Virginia Tech-None. Radford-None.
 Attendance: 4,013

Score by periods	1st	2nd	Total
Virginia Tech	41	33	74
Radford	27	38	65

Points	In Paint	Off T/O	2nd Chance	Fast Break	Bench
VT	13	4	4	4	33
RAD	10	17	4	2	20

Last FG - VT 2nd-00:09. RAD 2nd-00:06
 Largest lead - VT by 20 1st-10:28. RAD None
 VT led for 39:22. RAD led for :00. Game was tied for :38.

Score tied - 0 times.
 Lead changed - 0 times.

Official Basketball Box Score -- Game Totals -- Final Statistics Lamar vs Virginia Tech December 13, 2015 3:00 PM Cassell Coliseum, Blacksburg, Va.



Lamar 53 - 5-4

#	Player	Total FG-FGA	3-Ptr FG-FGA	FT-FTA	Rebounds			PF	TP	A	TO	Blk	Stl	Min
					Off	Def	Tot							
05	Lincoln Davis	0-6	0-3	2-2	1	2	3	1	2	3	1	2	0	21
12	Zjori Boshu	0-0	0-0	2-3	0	1	1	1	2	0	1	0	0	13
00	Kevin Booze	0-3	0-1	2-2	0	1	1	4	2	3	3	0	0	19
04	LeMon Gregory	1-5	0-0	0-0	1	1	2	4	2	0	2	2	0	20
02	Dorian Chatman	3-6	0-0	2-4	0	2	2	4	8	0	5	1	2	20
03	Nick Garth	4-13	4-9	0-0	0	3	3	1	12	3	3	0	0	23
11	Josh Nzeakor	1-1	0-0	0-0	0	1	1	3	2	0	0	0	0	7
14	Christian Kennedy	0-1	0-0	0-0	0	2	2	3	0	1	1	0	0	8
20	Marcus Owens	5-8	2-3	0-1	0	4	4	2	12	2	0	0	0	20
21	Boaz Williams	0-1	0-0	0-0	0	1	1	2	0	1	2	0	0	6
22	Preston Mattingly	1-3	0-0	0-0	4	3	7	2	2	0	1	0	0	19
23	Dontavious Sears	2-6	0-3	0-1	0	4	4	0	4	0	1	1	0	17
24	Quan Jones	1-1	1-1	2-2	0	0	0	5	1	0	0	1	0	7
	Team				3	2	5							
Totals		18-54	7-20	10-15	9	27	36	27	53	12	20	5	3	200

FG % 1st Half: 8-26 30.8% 2nd Half: 10-28 35.7% Game: 18-54 33.3%
 3FG % 1st Half: 2-7 28.6% 2nd Half: 5-13 38.5% Game: 7-20 35.0%
 FT % 1st Half: 5-7 71.4% 2nd Half: 5-8 62.5% Game: 10-15 66.7%

Virginia Tech 88 - 7-3

#	Player	Total FG-FGA	3-Ptr FG-FGA	FT-FTA	Rebounds			PF	TP	A	TO	Blk	Stl	Min
					Off	Def	Tot							
23	Jalen Hudson	5-10	2-5	2-5	1	0	1	2	14	0	2	0	0	24
32	Zach LeDay	8-13	0-2	3-4	4	6	10	1	19	0	3	2	1	29
11	Devin Wilson	0-3	0-1	1-2	0	1	1	3	1	3	0	0	1	26
15	Chris Clarke	3-5	0-1	5-8	3	3	6	1	11	4	2	0	1	24
10	Justin Bibbs	6-12	5-9	0-0	0	4	4	3	17	1	0	0	0	25
03	Shane Henry	0-0	0-0	0-0	0	2	2	0	0	0	1	0	0	3
04	Seth Allen	4-10	1-4	1-1	1	3	4	1	10	7	1	1	0	25
05	Justin Robinson	1-4	1-2	0-0	0	3	3	1	3	2	3	0	1	16
14	Greg Donlon	0-1	0-0	0-0	1	0	1	0	0	0	0	0	0	1
21	Satchel Pierce	1-1	0-0	0-1	1	0	1	0	2	0	1	0	0	2
24	Kerry Blackshear Jr.	5-8	0-0	1-2	4	6	10	5	11	1	0	1	1	23
33	Matt Galloway	0-1	0-0	0-0	0	0	0	0	0	0	0	0	0	2
	Team				1	2	3							
Totals		33-68	9-24	13-23	16	30	46	17	88	18	13	4	5	200

FG % 1st Half: 19-35 54.3% 2nd Half: 14-33 42.4% Game: 33-68 48.5%
 3FG % 1st Half: 6-12 50.0% 2nd Half: 3-12 25.0% Game: 9-24 37.5%
 FT % 1st Half: 7-11 63.6% 2nd Half: 6-12 50.0% Game: 13-23 56.5%

Officials: Bryan Kersey, Jerry Heater, Louie Andrakakos
 Technical fouls: Lamar-None. Virginia Tech-None.
 Attendance: 4,870

Score by periods	1st	2nd	Total
Lamar	23	30	53
Virginia Tech	51	37	88

Points	In Paint	Off T/O	2nd Chance	Fast Break	Bench
VT	46	21	24	17	26
LU	14	15	4	4	37

Last FG - LU 2nd-00:10. VT 2nd-00:19
 Largest lead - LU None. VT by 40 2nd-07:06
 LU led for :00. VT led for 39:26. Game was tied for :16.

Score tied - 0 times.
 Lead changed - 0 times.



Official Basketball Box Score -- Game Totals -- Final Statistics Grambling State vs Virginia Tech December 19, 2015 6:00 PM Cassell Coliseum, Blacksburg, Va.



Grambling State 52 - 2-9

#	Player	Total FG-FGA	3-Ptr FG-FGA	FT-FTA	Rebounds			PF	TP	A	TO	Blk	Stl	Min
					Off	Def	Tot							
04	Remond Brown	5-8	0-0	2-2	2	5	7	3	12	3	3	0	0	33
10	Chase Cormier	1-2	1-2	2-2	0	1	1	2	5	1	4	0	0	18
33	Ugur Hortum	0-3	0-0	0-0	1	1	2	3	0	1	2	0	0	23
03	Deonte Hearn	4-10	0-0	0-1	0	5	5	4	8	0	3	2	2	25
01	Michael Bethea, Jr.	1-8	0-6	0-0	0	1	1	0	2	1	2	1	1	22
00	Ervin Mitchell	1-4	0-2	0-0	0	0	0	2	2	2	0	0	0	12
02	Nigel Ribeiro	6-10	3-6	0-1	1	5	6	3	15	1	2	0	1	27
11	Arnold Richmond	0-3	0-1	0-0	0	0	0	0	0	0	1	0	0	4
12	Kyle Williams	0-0	0-0	0-0	0	0	0	0	0	0	0	0	0	1
22	Carlton Lowe	1-1	1-1	0-0	0	0	0	1	3	0	0	0	0	4
24	Mark Gray	2-2	1-1	0-1	2	4	6	3	5	0	4	2	0	20
32	Velario Altheimer	0-0	0-0	0-0	0	0	0	1	0	0	0	0	0	2
	Team				0	1	1							
Totals		21-51	6-19	4-7	6	23	29	23	52	8	24	5	2	200

FG % 1st Half: 14-28 50.0% 2nd Half: 7-23 30.4% Game: 21-51 41.2%
 3FG % 1st Half: 4-9 44.4% 2nd Half: 2-10 20.0% Game: 6-19 31.6%
 FT % 1st Half: 0-1 0.0% 2nd Half: 4-6 66.7% Game: 4-7 57.1%

###

2015-16 Box Scores



Official Basketball Box Score -- Game Totals -- Final Statistics
West Virginia vs Virginia Tech
 12/30/15 12:00 PM at Cassell Coliseum, Blacksburg, Va.



West Virginia 88 • 11-1

#	Player	Total		3-Ptr		Rebounds			PF	TP	A	TO	Blk	Stl	Min
		FG-FGA	FG-FGA	FT-FTA	Off	Def	Tot								
01	Jonathan Holton	f	5-8	0-0	2-6	5	8	13	3	12	2	3	1	0	22
23	Esa Ahmad	f	2-3	0-0	2-3	0	2	2	3	6	2	3	0	2	20
41	Devin Williams	f	3-7	0-0	3-4	4	2	6	3	9	1	1	0	19	
02	Jevon Carter	g	8-10	1-1	1-1	1	1	2	2	18	3	1	0	22	
04	Daxter Miles Jr.	g	2-8	0-3	1-2	0	2	2	4	5	2	1	0	22	
00	Teyvon Myers	g	0-1	0-1	0-0	0	1	1	2	0	0	1	0	6	
05	Jaysean Paige	g	5-11	2-7	5-8	4	1	5	3	17	1	1	0	27	
11	Nathan Adrian	g	0-4	0-2	0-0	1	1	2	3	0	1	0	0	13	
12	Tarik Phillip	g	3-6	1-2	5-7	2	2	4	4	12	2	3	0	25	
20	Brandon Watkins	g	0-0	0-0	0-0	0	0	0	0	0	1	0	0	2	
45	Elijah Mason	g	3-3	0-0	3-4	1	3	4	3	9	2	1	3	22	
	Team					0	1	1							
	Totals		31-61	4-16	22-35	18	24	42	30	88	16	17	4	10	200

FG % 1st Half: 15-28 53.6% 2nd half: 16-33 48.5% Game: 31-61 50.8%
 3FG % 1st Half: 2-8 25.0% 2nd half: 2-8 25.0% Game: 4-16 25.0%
 FT % 1st Half: 14-20 70.0% 2nd half: 8-15 53.3% Game: 22-35 62.9%

Virginia Tech 63 • 8-5

#	Player	Total		3-Ptr		Rebounds			PF	TP	A	TO	Blk	Stl	Min
		FG-FGA	FG-FGA	FT-FTA	Off	Def	Tot								
24	Kerry Blackshear Jr.	f	1-1	0-0	0-0	0	1	1	2	2	0	1	0	0	3
32	Zach LeDay	f	2-7	0-0	7-10	2	7	9	4	11	2	1	1	1	33
10	Justin Bibbs	g	1-4	1-3	2-2	0	3	3	2	5	2	4	0	0	30
11	Devin Wilson	g	2-2	0-0	0-2	0	0	0	2	4	1	4	0	1	34
23	Jalen Hudson	g	2-5	1-2	4-6	1	0	1	3	9	0	0	1	0	21
00	Shane Henry	g	4-4	0-0	4-7	1	3	4	5	12	0	1	0	0	16
04	Seth Allen	g	3-6	0-2	4-4	0	2	2	3	10	1	4	0	1	18
05	Justin Robinson	g	1-5	0-0	4-8	0	2	2	4	6	2	4	0	2	27
21	Satchel Pierce	g	2-3	0-0	0-0	0	0	0	3	4	0	2	0	0	13
22	Johnny Hamilton	g	0-1	0-0	0-0	0	0	0	2	0	0	0	0	5	
	Team					2	0	2							
	Totals		18-38	2-7	25-39	6	18	24	30	63	8	22	2	5	200

FG % 1st Half: 12-20 60.0% 2nd half: 6-18 33.3% Game: 18-38 47.4%
 3FG % 1st Half: 2-2 100.0% 2nd half: 0-5 0.0% Game: 2-7 28.6%
 FT % 1st Half: 10-18 55.6% 2nd half: 15-21 71.4% Game: 25-39 64.1%

Officials: Roger Ayers, Tim Comer, Brian O'Connell
 Technical fouls: West Virginia-None. Virginia Tech-None.
 Attendance: 9567

Score by periods	1st	2nd	Total
West Virginia	46	42	88
Virginia Tech	36	27	63

	Points	In Paint	Off T/O	2nd Chance	Fast Break	Bench
WVU	46	26	16	16	38	3
VT	32	17	7	16	32	4

Last FG - WVU 2nd-00:26, VT 2nd-04:08.
 Largest lead - WVU by 26 2nd-04:46, VT None.
 WVU led for 38:57, VT led for 00:00. Game was tied for 01:02.

Score tied - 1 time.
 Lead changed - 0 times.



Official Basketball Box Score -- Game Totals -- Final Statistics
Virginia vs Virginia Tech
 01/04/16 9:00 PM at Cassell Coliseum, Blacksburg, Va.



Virginia 68 • 12-2, 1-1

#	Player	Total		3-Ptr		Rebounds			PF	TP	A	TO	Blk	Stl	Min
		FG-FGA	FG-FGA	FT-FTA	Off	Def	Tot								
13	Anthony Gill	f	7-9	1-1	2-3	5	3	8	3	17	3	3	1	0	35
21	Isaiah Wilkins	f	2-6	0-0	2-3	2	6	8	3	6	3	1	4	1	28
15	Malcolm Brogdon	g	4-11	1-5	6-6	1	6	7	5	15	4	4	0	1	38
32	London Perrantes	g	7-12	7-9	1-2	0	3	3	3	22	2	2	0	1	37
51	Darius Thompson	g	0-3	0-2	0-0	0	1	1	0	0	1	2	0	2	23
00	Devon Hall	g	1-2	0-1	0-0	0	2	2	0	2	0	2	0	0	16
04	Marial Shayok	g	0-1	0-1	0-0	0	0	0	1	0	2	0	0	0	6
10	Mike Tobey	g	2-2	0-0	0-0	1	1	2	4	4	0	1	1	0	9
11	Evan Nolte	g	0-1	0-1	0-0	0	0	0	1	0	0	0	0	0	4
31	Jarred Reuter	g	1-2	0-0	0-0	1	1	2	2	2	0	1	0	0	4
	Team					0	1	1							
	Totals		24-49	9-20	11-14	10	24	34	22	68	15	16	6	5	200

FG % 1st Half: 8-22 36.4% 2nd half: 16-27 59.3% Game: 24-49 49.0%
 3FG % 1st Half: 1-6 16.7% 2nd half: 8-14 57.1% Game: 9-20 45.0%
 FT % 1st Half: 4-4 100.0% 2nd half: 7-10 70.0% Game: 11-14 78.6%

Virginia Tech 70 • 10-5, 2-0

#	Player	Total		3-Ptr		Rebounds			PF	TP	A	TO	Blk	Stl	Min
		FG-FGA	FG-FGA	FT-FTA	Off	Def	Tot								
00	Shane Henry	f	0-0	0-0	0-2	0	4	4	3	0	2	1	0	0	9
32	Zach LeDay	f	8-15	3-4	3-4	3	4	7	3	22	1	1	1	2	37
04	Seth Allen	g	4-11	2-5	3-6	0	2	2	1	13	3	3	0	1	34
10	Justin Bibbs	g	6-10	4-5	0-0	0	0	0	1	16	2	1	0	0	33
23	Jalen Hudson	g	0-2	0-1	2-2	0	0	0	2	2	0	1	0	1	15
05	Justin Robinson	g	1-5	0-1	3-5	0	0	0	1	5	6	0	1	2	24
11	Devin Wilson	g	1-2	0-1	0-0	0	2	2	4	2	2	0	0	1	16
24	Kerry Blackshear Jr.	g	4-6	0-0	2-3	1	5	6	3	10	1	1	0	2	32
	Team					1	0	1							
	Totals		24-51	9-17	13-22	5	17	22	18	70	17	8	2	9	200

FG % 1st Half: 9-25 36.0% 2nd half: 15-26 57.7% Game: 24-51 47.1%
 3FG % 1st Half: 3-9 33.3% 2nd half: 6-8 75.0% Game: 9-17 52.9%
 FT % 1st Half: 5-8 62.5% 2nd half: 8-14 57.1% Game: 13-22 59.1%

Officials: Bryan Kersey, Brian Dorsey, Pat Driscoll
 Technical fouls: Virginia-None. Virginia Tech-None.
 Attendance: 6157

Score by periods	1st	2nd	Total
Virginia	21	47	68
Virginia Tech	26	44	70

	Points	In Paint	Off T/O	2nd Chance	Fast Break	Bench
VA	22	6	12	0	8	8
VT	26	26	3	9	17	17

Last FG - VA 2nd-00:18, VT 2nd-02:10.
 Largest lead - VA by 4 1st-11:16, VT by 11 2nd-02:10.
 VA led for 11:24, VT led for 22:54. Game was tied for 05:42.

Score tied - 9 times.
 Lead changed - 8 times.



Official Basketball Box Score -- Game Totals -- Final Statistics
NC State vs Virginia Tech
 01/02/16 2:00 PM at Cassell Coliseum, Blacksburg, Va.



NC State 68 • 10-4, 0-1

#	Player	Total		3-Ptr		Rebounds			PF	TP	A	TO	Blk	Stl	Min
		FG-FGA	FG-FGA	FT-FTA	Off	Def	Tot								
00	Abdul-Malik Abu	f	3-7	0-0	2-4	1	7	8	3	8	2	0	0	0	25
14	Caleb Martin	f	4-17	3-13	3-3	1	3	4	2	14	0	2	1	0	40-
21	Beeljay Anya	f	1-4	0-0	4-10	7	5	12	4	6	1	0	5	0	33
12	Anthony Barber	g	7-21	2-6	5-6	0	7	7	2	21	2	3	0	0	45
04	Maverick Rowan	g	1-8	0-4	4-5	0	1	1	1	6	0	1	0	0	24
24	Lennard Freeman	g	2-4	0-0	2-3	3	3	6	5	6	2	1	1	0	31
15	Cody Martin	g	3-4	0-0	1-2	3	1	4	2	7	0	1	1	1	27
	Team					6	2	8							
	Totals		21-65	5-23	21-33	21	29	50	19	68	7	10	8	1	225

FG % 1st Half: 11-30 36.7% 2nd half: 9-29 31.0% OT: 1-6 16.7% Game: 21-65 32.3%
 3FG % 1st Half: 4-12 33.3% 2nd half: 1-8 12.5% OT: 0-3 0.0% Game: 5-23 21.7%
 FT % 1st Half: 8-9 88.9% 2nd half: 8-12 66.7% OT: 5-12 41.7% Game: 21-33 63.6%

Virginia Tech 73 • 9-5, 1-0

#	Player	Total		3-Ptr		Rebounds			PF	TP	A	TO	Blk	Stl	Min
		FG-FGA	FG-FGA	FT-FTA	Off	Def	Tot								
00	Shane Henry	f	0-3	0-0	0-4	0	4	4	2	0	0	2	0	0	17
32	Zach LeDay	f	2-6	0-1	5-6	5	7	12	4	9	1	0	3	1	41
04	Seth Allen	g	9-19	3-5	2-2	1	3	4	3	23	1	2	1	1	39
10	Justin Bibbs	g	0-5	0-3	2-2	0	2	2	2	2	0	0	0	0	30
23	Jalen Hudson	g	10-21	1-5	2-3	2	1	3	5	23	0	1	1	0	28
05	Justin Robinson	g	3-5	0-1	0-0	1	2	3	2	6	1	0	0	0	20

2015-16 Box Scores



Official Basketball Box Score -- Game Totals -- Final Statistics
Wake Forest vs Virginia Tech
 01/13/16 9:00 PM at Cassell Coliseum, Blacksburg, Va.



Wake Forest 91 • 10-6, 1-3

#	Player	Total			3-Ptr			Rebounds			PF	TP	A	TO	Blk	Stl	Min
		FG-FGA	FG-FGA	FT-FTA	Off	Def	Tot	Off	Def	Tot							
02	Devin Thomas	f	6-10	0-0	4-6	4	7	11	4	16	4	1	4	0	0	34	
44	Dinos Mitoglou	f	5-11	3-9	1-2	1	4	5	4	14	0	2	0	2	32		
00	Codi Miller-McIntyre	g	8-11	3-3	3-5	2	2	4	4	22	5	2	0	0	32		
10	Mitchell Wilbekin	g	5-10	3-5	0-0	0	1	1	3	13	4	1	0	0	36		
13	Bryant Crawford	g	4-7	1-3	4-5	0	4	4	3	13	3	5	0	1	30		
04	Doral Moore	g	0-0	0-0	0-0	0	0	0	1	0	0	0	0	0	1		
11	Greg McClinton	g	0-0	0-0	0-0	0	1	1	0	0	0	0	0	0	5		
20	John Collins	g	1-1	0-0	0-0	0	0	0	0	2	0	0	0	0	5		
23	Rondale Watson	g	4-4	3-3	0-0	0	1	1	4	11	1	1	0	1	16		
25	Cornelius Hudson	g	0-2	0-1	0-0	1	3	4	2	0	0	3	0	0	9		
Team						0			0			1					
Totals			33-56	13-24	12-18	8	23	31	25	91	17	16	4	4	200		

FG % 1st Half: 15-29 51.7% 2nd half: 18-27 66.7% Game: 33-56 58.9% Deadball Rebounds 4.2
 3FG % 1st Half: 3-10 30.0% 2nd half: 10-14 71.4% Game: 13-24 54.2%
 FT % 1st Half: 5-6 83.3% 2nd half: 7-12 58.3% Game: 12-18 66.7%

Virginia Tech 93 • 11-6, 3-1

#	Player	Total			3-Ptr			Rebounds			PF	TP	A	TO	Blk	Stl	Min
		FG-FGA	FG-FGA	FT-FTA	Off	Def	Tot	Off	Def	Tot							
00	Shane Henry	f	2-2	0-0	0-0	0	3	3	0	4	0	0	0	0	0	11	
32	Zach LeDay	f	6-10	4-4	4-5	0	3	3	3	20	4	2	0	0	27		
04	Seth Allen	g	2-7	0-3	2-3	0	1	1	2	6	4	1	0	0	32		
10	Justin Bibbs	g	12-18	3-7	5-5	1	1	2	1	32	2	1	0	3	38		
23	Jalen Hudson	g	0-3	0-1	2-2	0	1	1	2	2	1	1	0	0	16		
05	Justin Robinson	g	3-9	1-2	10-12	0	4	4	2	17	2	1	1	0	34		
11	Devin Wilson	g	0-1	0-0	0-0	0	0	0	1	0	0	0	0	3	14		
21	Satchel Pierce	g	2-4	0-0	2-2	4	0	4	3	6	1	0	0	1	15		
24	Kerry Blackshear Jr.	g	1-2	0-1	4-6	1	2	3	4	6	0	0	0	1	13		
Team						1			0			1					
Totals			28-56	8-18	29-35	7	15	22	18	93	14	6	1	8	200		

FG % 1st Half: 15-29 51.7% 2nd half: 13-27 48.1% Game: 28-56 50.0% Deadball Rebounds 2.2
 3FG % 1st Half: 4-10 40.0% 2nd half: 4-8 50.0% Game: 8-18 44.4%
 FT % 1st Half: 11-12 91.7% 2nd half: 18-23 78.3% Game: 29-35 82.9%

Officials: Joe Lindsay, Brian O'Connell, Louie Andrakakos
 Technical fouls: Wake Forest-Bryant Crawford, Virginia Tech-Justin Robinson.
 Attendance: 4985
 Flagrant 1 foul on WF #44 - 12:45 2nd Half

Score by periods	1st	2nd	Total
Wake Forest	38	53	91
Virginia Tech	45	48	93

Points	In	Off	2nd	Fast	Bench
WF	Paint	T/O	Chance	Break	
VT	34	7	9	7	13
VT	34	24	11	6	29

Last FG - WF 2nd-00:07, VT 2nd-01:06.
 Largest lead - WF by 3 1st-19:38, VT by 10 1st-04:28.
 WF led for 03:15, VT led for 34:54. Game was tied for 01:51.

Score tied - 5 times.
 Lead changed - 7 times.

Official Basketball Box Score -- Game Totals -- Final Statistics Virginia Tech vs Notre Dame 1/20/16 7 PM at Notre Dame, Ind. - Purcell Pavilion

Virginia Tech 81 • 12-7, 4-2

#	Player	Total			3-Ptr			Rebounds			PF	TP	A	TO	Blk	Stl	Min
		FG-FGA	FG-FGA	FT-FTA	Off	Def	Tot	Off	Def	Tot							
00	Shane Henry	f	4-4	0-0	3-7	1	2	3	4	11	0	1	1	0	20		
32	Zach LeDay	f	7-11	2-2	6-7	0	2	2	4	22	1	1	0	0	32		
04	Seth Allen	g	5-14	1-5	9-11	0	2	2	2	20	8	3	0	1	30		
10	Justin Bibbs	g	5-10	2-6	0-0	0	3	3	1	12	1	0	0	0	39		
23	Jalen Hudson	g	4-11	1-2	0-0	1	6	7	2	9	1	1	0	1	32		
05	Justin Robinson	g	1-3	1-3	0-0	0	2	2	3	3	2	1	0	1	16		
11	Devin Wilson	g	0-0	0-0	0-0	0	0	0	2	0	0	0	0	0	11		
21	Satchel Pierce	g	0-0	0-0	0-0	0	1	1	1	0	0	0	0	0	1		
24	Kerry Blackshear Jr.	g	1-1	0-0	2-2	2	1	3	5	4	1	1	1	1	19		
Team						2			4			1					
Totals			27-54	7-18	20-27	6	21	27	24	81	14	11	2	4	200		

FG % 1st Half: 16-29 55.2% 2nd half: 11-25 44.0% Game: 27-54 50.0% Deadball Rebounds 3
 3FG % 1st Half: 4-11 36.4% 2nd half: 3-7 42.9% Game: 7-18 38.9%
 FT % 1st Half: 9-13 69.2% 2nd half: 11-14 78.6% Game: 20-27 74.1%

Notre Dame 83 • 13-5, 4-2

#	Player	Total			3-Ptr			Rebounds			PF	TP	A	TO	Blk	Stl	Min
		FG-FGA	FG-FGA	FT-FTA	Off	Def	Tot	Off	Def	Tot							
03	V.J. Beachem	f	3-9	2-5	0-2	1	2	3	3	8	0	0	0	1	29		
04	Matt Ryan	f	1-4	1-4	1-2	0	2	2	2	4	0	0	0	0	12		
30	Zach Auguste	f	8-11	0-0	6-10	6	9	15	4	22	1	2	1	0	34		
11	Demetrius Jackson	g	7-11	1-2	3-3	1	1	2	3	18	4	2	0	2	37		
32	Steve Vasturia	g	4-11	1-4	5-5	0	2	2	14	5	2	1	0	0	40		
00	Rex Pflueger	g	1-3	0-2	0-0	2	1	3	2	2	0	0	0	2	18		
01	Austin Torres	g	0-0	0-0	0-0	0	0	0	0	0	0	0	0	0	1		
05	Matt Farrell	g	0-0	0-0	0-0	0	0	0	0	0	0	0	0	0	2		
35	Bonzie Colson	g	5-8	0-0	5-6	0	5	5	4	15	0	3	1	0	27		
Team						0			3			3					
Totals			29-57	5-17	20-28	10	25	35	20	83	10	9	3	5	200		

FG % 1st Half: 12-26 46.2% 2nd half: 17-31 54.8% Game: 29-57 50.9% Deadball Rebounds 5
 3FG % 1st Half: 4-11 36.4% 2nd half: 1-6 16.7% Game: 5-17 29.4%
 FT % 1st Half: 9-12 75.0% 2nd half: 1-6 16.7% Game: 20-28 71.4%

Officials: Roger Ayers, Jeffery Anderson, James Breeding
 Technical fouls: Virginia Tech-None, Notre Dame-None.
 Attendance: 7888

Score by periods	1st	2nd	Total
Virginia Tech	45	36	81
Notre Dame	37	46	83

Points	In	Off	2nd	Fast	Bench
VT	Paint	T/O	Chance	Break	
ND	40	5	2	4	7
ND	44	16	8	0	17

Last FG - VT 2nd-00:41, ND 2nd-00:57.
 Largest lead - VT by 9 1st-00:40, ND by 4 2nd-01:38.
 VT led for 25:36, ND led for 08:42. Game was tied for 05:42.

Score tied - 10 times.
 Lead changed - 14 times.

Official Basketball Box Score -- Game Totals -- Final Statistics Virginia Tech vs Georgia Tech 1/16/16 12 p.m. at McCamish Pavilion, Atlanta, Ga.

Virginia Tech 78 • 12-6, 4-1 ACC

#	Player	Total			3-Ptr			Rebounds			PF	TP	A	TO	Blk	Stl	Min
		FG-FGA	FG-FGA	FT-FTA	Off	Def	Tot	Off	Def	Tot							
00	Henry, Shane	f	1-1	0-0	0-0	0	2	2	3	2	0	1	0	0	0	9	
32	LeDay, Zach	f	7-15	1-4	6-8	1	6	7	1	21	0	2	4	0	33		
04	Allen, Seth	g	1-4	0-1	11-13	0	2	2	3	13	4	5	1	2	26		
10	Bibbs, Justin	g	2-8	2-5	2-2	0	5	5	2	8	1	0	0	0	33		
23	Hudson, Jalen	g	3-6	1-1	0-2	0	1	1	0	7	2	0	0	0	21		
05	Robinson, Justin	g	4-7	0-1	1-2	0	2	2	2	9	4	1	0	1	23		
11	Wilson, Devin	g	1-1	0-0	2-2	0	0	0	1	4	1	1	0	1	24		
21	Pierce, Satchel	g	2-3	0-0	0-0	0	3	3	4	4	0	1	0	0	6		
24	Blackshear Jr, Kerry	g	2-6	0-0	6-7	4	2	6	3	10	0	2	0	1	25		
Team						0			3			1					
Totals			23-51	4-12	28-36	5	26	31	19	78	12	14	5	5	200		

FG % 1st Half: 13-27 48.1% 2nd half: 10-24 41.7% Game: 23-51 45.1% Deadball Rebounds 3.1
 3FG % 1st Half: 2-5 40.0% 2nd half: 2-7 28.6% Game: 4-12 33.3%
 FT % 1st Half: 5-9 55.6% 2nd half: 23-27 85.2% Game: 28-36 77.8%

Georgia Tech 77 • 11-7, 1-4 ACC

#	Player	Total			3-Ptr			Rebounds			PF	TP	A	TO	Blk	Stl	Min
		FG-FGA	FG-FGA	FT-FTA	Off	Def	Tot	Off	Def	Tot							
00	Mitchell, Charles	f	3-8	0-0	0-2	3	2	5	5	6	3	2	1	1	23		
12	Stephens, Quinton	f	1-3	0-2	2-2	1	2	3	2	4	1	0	1	0	13		
33	White, James	f	1-3	0-0	0-2	0	5	5	3	2	0	0	3	0	19		
02	Smith, Adam	g	2-13	1-7	0-0	0	1	1	3	5	3	0	0	0	31		
03	Georges-Hunt, Marcus	g	11-18	2-4	3-4	1	3	4	2	27	2	4	0	0	34		
01	Jackson, Tadrir	g	3-5	1-2	0-0	0	2</										

2015-16 Box Scores



Official Basketball Box Score -- Game Totals -- Final Statistics
Louisville vs Virginia Tech
 01/27/16 8:00 PM at Cassell Coliseum, Blacksburg, Va.



Louisville 91 • 17-3, 6-1

#	Player	Total		3-Ptr		Rebounds			PF	TP	A	TO	Blk	Stl	Min
		FG-FGA	FT-FTA	FG-FGA	FT-FTA	Off	Def	Tot							
10	Jaylen Johnson	f	5-9	1-1	0-1	2	7	9	2	11	3	1	0	0	29
32	Chinanu Onuaku	f	4-4	0-0	1-1	1	4	5	5	9	0	3	2	0	14
00	Damion Lee	g	6-8	6-7	11-12	0	5	5	2	29	6	5	0	1	40
02	Quentin Snider	g	1-8	1-3	2-2	0	1	1	2	5	2	0	0	0	34
03	Trey Lewis	g	6-14	4-7	6-6	2	3	5	2	22	1	1	0	0	32
05	Matz Stockman	g	2-2	0-0	2	1	0	1	1	4	0	0	1	0	9
13	Ray Spalding	g	0-0	0-0	4-6	0	2	2	4	4	1	0	0	0	11
14	Anas Mahmoud	g	2-5	0-0	0	0	0	0	5	4	0	0	3	0	15
23	David Levitch	g	0-0	0-0	0	0	0	0	0	1	0	0	0	0	2
45	Donovan Mitchell	g	1-2	0-0	1-4	1	0	1	3	3	2	3	0	1	14
Team						1	1	2							
Totals			27-52	12-18	25-34	8	23	31	26	91	19	15	7	2	200

FG % 1st Half: 14-30 46.7% 2nd half: 13-29 51.7% Game: 27-52 51.9% Deadball Rebounds 4
 3FG % 1st Half: 5-8 62.5% 2nd half: 7-10 70.0% Game: 12-18 66.7%
 FT % 1st Half: 5-8 62.5% 2nd half: 20-26 76.9% Game: 25-34 73.5%

Virginia Tech 83 • 12-9, 4-4

#	Player	Total		3-Ptr		Rebounds			PF	TP	A	TO	Blk	Stl	Min
		FG-FGA	FT-FTA	FG-FGA	FT-FTA	Off	Def	Tot							
00	Shane Henry	f	0-2	0-0	0	0	3	3	4	0	0	0	0	1	18
32	Zach LeDay	f	6-11	0-1	8-8	1	2	3	4	20	1	1	2	1	38
04	Seth Allen	g	6-13	1-7	13-14	0	4	4	3	26	2	4	0	1	30
10	Justin Bibbs	g	4-7	2-4	0-0	0	2	2	4	10	1	2	0	0	24
23	Jalen Hudson	g	7-14	1-2	12-14	2	5	7	3	27	1	2	0	0	37
05	Justin Robinson	g	0-2	0-1	0-0	0	0	0	1	0	2	1	0	0	16
11	Devin Wilson	g	0-0	0-0	0-0	1	0	1	3	0	0	0	0	0	14
22	Johnny Hamilton	g	0-2	0-0	0-2	2	2	4	1	0	0	0	0	0	9
24	Kerry Blackshear Jr.	g	0-0	0-0	0-0	0	0	0	5	0	0	0	0	0	14
Team						2	2	4							
Totals			23-51	4-15	33-38	8	20	28	28	83	7	12	2	3	200

FG % 1st Half: 8-22 36.4% 2nd half: 15-29 51.7% Game: 23-51 45.1% Deadball Rebounds 2,2
 3FG % 1st Half: 1-6 16.7% 2nd half: 3-9 33.3% Game: 4-15 26.7%
 FT % 1st Half: 17-18 94.4% 2nd half: 16-20 80.0% Game: 33-38 86.8%

Officials: Brian Dorsey, Jerry Heater, Michael Roberts
 Technical fouls: Louisville-None. Virginia Tech-None.
 Attendance: 7084

Score by periods	1st	2nd	Total
Louisville	38	53	91
Virginia Tech	34	49	83

Last FG - LOU 2nd-01:29, VT 2nd-00:19.
 Largest lead - LOU by 11 2nd-02:57, VT by 8 1st-10:44.
 LOU led for 28:43. VT led for 09:20. Game was tied for 01:56.

	In	Off	2nd	Fast	Bench
Points	Paint	T/O	Chance	Break	
LOU	28	8	9	4	15
VT	30	11	6	6	0

Score tied - 4 times.
 Lead changed - 6 times.

Official Basketball Box Score -- Game Totals -- Final Statistics
Virginia Tech vs Pitt
 1/31/16 6:30 PM at Petersen Events Center (Pittsburgh, PA)

Virginia Tech 71 • (12-10,4-5 ACC)

#	Player	Total		3-Ptr		Rebounds			PF	TP	A	TO	Blk	Stl	Min
		FG-FGA	FT-FTA	FG-FGA	FT-FTA	Off	Def	Tot							
00	Shane Henry	f	1-1	0-0	0-0	0	1	1	1	2	0	0	0	0	9
32	Zach LeDay	f	5-13	1-4	1-2	3	6	9	5	12	1	3	1	1	32
04	Seth Allen	g	7-10	5-5	9-12	1	5	6	3	28	3	5	1	0	33
10	Justin Bibbs	g	4-9	2-6	2-2	2	4	6	1	12	1	1	0	0	34
23	Jalen Hudson	g	4-6	3-4	2-2	0	0	0	3	13	0	2	0	1	15
05	Justin Robinson	g	0-2	0-0	0-0	0	1	1	0	0	4	1	0	2	21
11	Devin Wilson	g	0-4	0-2	0-0	0	3	3	2	0	4	3	0	0	27
21	Satchel Pierce	g	0-0	0-0	0-0	0	0	0	3	0	0	2	0	0	3
22	Johnny Hamilton	g	0-0	0-0	0-0	0	0	0	0	0	0	0	0	0	4
24	Kerry Blackshear, Jr	g	2-6	0-0	0-2	3	0	3	2	4	0	2	1	1	22
Team						2	1	3							
Totals			23-51	11-21	14-20	11	21	32	20	71	13	20	3	5	200

FG % 1st Half: 11-25 44.0% 2nd half: 12-26 46.2% Game: 23-51 45.1% Deadball Rebounds 2
 3FG % 1st Half: 5-9 55.6% 2nd half: 6-12 50.0% Game: 11-21 52.4%
 FT % 1st Half: 5-9 55.6% 2nd half: 9-11 81.8% Game: 14-20 70.0%

Pitt 90 • (17-4, 6-3 ACC)

#	Player	Total		3-Ptr		Rebounds			PF	TP	A	TO	Blk	Stl	Min
		FG-FGA	FT-FTA	FG-FGA	FT-FTA	Off	Def	Tot							
01	Jamel Artis	f	5-11	1-4	0-1	2	4	6	3	11	4	2	0	1	24
02	Michael Young	f	6-9	0-0	1-3	3	4	7	0	13	5	3	0	0	28
21	Sheldon Jeter	f	9-13	0-2	5-6	4	3	7	3	23	1	1	1	1	23
00	James Robinson	g	3-8	0-3	2-2	0	1	1	3	8	11	0	1	0	34
15	Sterling Smith	g	2-8	2-6	0-0	0	2	2	2	6	5	0	0	1	21
03	Damon Wilson	g	3-4	1-1	1-1	1	1	1	1	8	2	0	0	0	11
04	Ryan Luther	g	4-5	1-1	0-0	1	1	2	1	9	0	2	0	0	18
05	Rafael Maia	g	0-0	0-0	0-0	0	0	0	0	0	0	0	0	0	2
12	Chris Jones	g	0-1	0-1	0-0	0	1	1	3	0	2	1	0	1	13
23	Cameron Johnson	g	3-8	3-7	0-0	1	1	2	0	9	0	0	0	1	16
24	Mike Lecak	g	0-0	0-0	0-0	0	0	0	0	0	0	0	0	0	1
30	Ryanzo Nelson-Ododa	g	0-0	0-0	1-2	0	1	1	1	1	0	0	2	1	8
53	Alton Seelye	g	1-1	0-0	0-0	0	0	0	0	2	0	0	0	0	1
Team						3	1	4							
Totals			36-68	8-25	10-15	14	20	34	17	90	30	9	4	8	200

FG % 1st Half: 16-27 59.3% 2nd half: 20-41 48.8% Game: 36-68 52.9% Deadball Rebounds 2,1
 3FG % 1st Half: 5-14 35.7% 2nd half: 3-11 27.3% Game: 8-25 32.0%
 FT % 1st Half: 4-5 80.0% 2nd half: 6-10 60.0% Game: 10-15 66.7%

Officials: Ed Corbett (R), Tim Kelly, Brian O'Connell
 Technical fouls: Virginia Tech-None. Pitt-None.
 Attendance: 10049

Score by periods	1st	2nd	Total
Virginia Tech	32	39	71
Pitt	41	49	90

Last FG - VT 2nd-00:24, UP 2nd-00:17.
 Largest lead - VT by 3 1st-18:29, UP by 22 2nd-08:20.
 VT led for 00:37. UP led for 35:54. Game was tied for 03:24.

	In	Off	2nd	Fast	Bench
Points	Paint	T/O	Chance	Break	
VT	22	4	11	2	4
UP	40	33	17	10	29

Score tied - 6 times.
 Lead changed - 2 times.



Official Basketball Box Score -- Game Totals -- Final Statistics
Clemson vs Virginia Tech
 02/06/16 4:00 PM at Cassell Coliseum, Blacksburg, Va.



Official Basketball Box Score -- Game Totals -- Final Statistics
Virginia Tech vs Syracuse
 2/2/16 8:06 p.m. at Carrier Dome, Syracuse, N.Y.

Virginia Tech 60 • (12-11) (4-6)

#	Player	Total		3-Ptr		Rebounds			PF	TP	A	TO	Blk	Stl	Min
		FG-FGA	FT-FTA	FG-FGA	FT-FTA	Off	Def	Tot							
32	Zach LeDay	f	6-11	0-1	1-2	3	5	8	3	13	2	3	0	2	35
04	Seth Allen	g	4-12	2-6	1-2	0	4	4	2	11	4	4	0	1	39
10	Justin Bibbs	g	6-16	3-10	1-2	1	10	11	3	16	3	3	0	1	43
11	Devin Wilson	g	1-1	1-1	0-0	0	0	0	4	3	2	3	0	1	27
23	Jalen Hudson	g	0-7	0-4	2-2	0	0	0	3	2	0	1	0	0	18
05	Justin Robinson	g	2-5	1-2	2-4	2	2	4	3	7	1	0	0	1	32
21	Satchel Pierce	g	0-1	0-0	0-0	0	0	0	2	0	2	0	0	1	9
24	Kerry Blackshear Jr.	g	4-5	0-0	0-1	1	3	4	4	8	2	0	2	0	21
33	Matt Galloway	g	0-0	0-0	0-0	0	0	0	0	0	0	0	0	0	1
Team						4	2	6							
Totals			23-58	7-24	7-13	11	26	37	24	60	16	14	2	7	225

FG % 1st Half: 11-22 50.0% 2nd half: 10-29 34.5% OT: 2-7 28.6% Game: 23-58 39.7% Deadball Rebounds 4
 3FG % 1st Half: 5-11 45.5% 2nd half: 2-10 20.0% OT: 0-3 0.0% Game: 7-24 29.2%
 FT % 1st Half: 3-6 50.0% 2nd half: 4-6 66.7% OT: 0-1 0.0% Game: 7-13 53.8%

Syracuse 68 • (16-8) (6-5)

#	Player	Total		3-Ptr		Rebounds			PF	TP	A
---	--------	-------	--	-------	--	----------	--	--	----	----	---

2015-16 Box Scores



Official Basketball Box Score -- Game Totals -- Final Statistics
Virginia Tech vs Virginia
 February 9, 2016 8:00 PM Charlottesville, Va. (JPJ)



Virginia Tech 49 • 13-12, 5-7 ACC

#	Player	Total		3-Ptr		Rebounds			PF	TP	A	TO	Blk	Stl	Min
		FG-FGA	FG-FGA	FT-FTA	Off	Def	Tot								
11	Devin Wilson	0-3	0-1	0-0	0	3	3	4	0	2	1	0	0	0	34
24	Kerry Blackshear Jr.	0-0	0-0	0-0	1	3	4	2	0	1	1	0	0	1	31
10	Justin Bibbs	2-6	0-2	0-0	0	2	2	2	4	0	1	0	0	0	27
05	Justin Robinson	4-5	2-2	6-7	0	1	1	1	16	1	3	0	0	0	26
04	Seth Allen	3-9	0-2	0-0	0	1	1	2	6	2	1	0	1	0	30
00	Shane Henry	0-0	0-0	0-0	0	0	0	0	0	0	0	0	0	0	1
15	Chris Clarke	4-7	0-0	3-4	1	3	4	2	11	0	2	0	2	13	
23	Jalen Hudson	2-8	1-3	0-2	1	2	3	1	5	0	1	0	1	21	
32	Zach LeDay	1-7	1-4	4-4	0	4	4	4	7	1	4	0	1	17	
33	Matt Galloway	0-0	0-0	0-0	0	0	0	0	0	0	0	0	0	0	
	Team				4	0	4			1					
Totals		16-45	4-14	13-17	7	19	26	18	49	7	15	0	6	200	

FG % 1st Half: 7-20 35.0% 2nd Half: 9-25 36.0% Game: 16-45 35.6% Deadball Rebounds 2.1
 3FG % 1st Half: 2-8 25.0% 2nd Half: 2-6 33.3% Game: 4-14 28.6%
 FT % 1st Half: 4-6 66.7% 2nd Half: 9-11 81.8% Game: 13-17 76.5%

Virginia 67 • 20-4, 9-3 ACC

#	Player	Total		3-Ptr		Rebounds			PF	TP	A	TO	Blk	Stl	Min
		FG-FGA	FG-FGA	FT-FTA	Off	Def	Tot								
15	Malcolm Brogdon	4-12	1-4	3-3	1	2	3	2	12	3	2	0	0	0	31
00	Devon Hall	1-6	0-3	0-0	1	4	5	3	2	5	2	3	0	0	29
32	London Perrantes	1-4	1-1	3-3	0	5	5	1	6	4	2	0	1	0	32
13	Anthony Gill	6-11	0-0	4-5	1	1	2	1	16	1	1	1	0	0	29
21	Isaiah Wilkins	5-7	0-1	4-4	3	1	4	4	14	1	1	1	1	0	23
04	Marial Shayok	0-0	0-0	0-0	0	2	2	1	0	0	2	0	1	11	
10	Mike Tobey	4-5	0-0	2-3	0	1	1	2	10	0	0	1	0	11	
11	Evan Nolte	2-3	0-1	0-0	0	2	2	0	4	1	0	1	1	15	
31	Jarred Reuter	0-0	0-0	0-0	0	0	0	0	0	0	0	0	0	2	
51	Darius Thompson	1-1	0-0	1-2	1	3	4	1	3	0	1	0	1	17	
	Team				1	3	4								
Totals		24-49	2-10	17-20	7	23	30	15	67	18	10	8	4	200	

FG % 1st Half: 13-27 48.1% 2nd Half: 11-22 50.0% Game: 24-49 49.0% Deadball Rebounds 1.1
 3FG % 1st Half: 2-8 25.0% 2nd Half: 0-2 0.0% Game: 2-10 20.0%
 FT % 1st Half: 4-4 100.0% 2nd Half: 13-16 81.3% Game: 17-20 85.0%

Officials: Mike Eades, Joe Lindsay, Michael Roberts
 Technical fouls: Virginia Tech-Jalen Hudson (1). Virginia-None.
 Attendance: 14,395

Score by periods	1st	2nd	Total
Virginia Tech	20	29	49
Virginia	32	35	67

Last FG - VT 2nd-00:12, VA 2nd-03:07
 Largest lead - VT None, VA by 22 2nd-03:51
 VT led for :00, VA led for 38:41. Game was tied for 1:19.

Points	In	Off	2nd	Fast	Bench
VA	Paint	T/O	Chance	Break	
21	9	9	9	23	17

Score tied - 0 times.
 Lead changed - 0 times.

Official Basketball Box Score -- Game Totals -- Final Statistics Virginia Tech vs Miami 02-17-16 9 p.m. at BankUnited Center | Coral Gables, Fla.

Virginia Tech 49 • 13-13 (5-8)

#	Player	Total		3-Ptr		Rebounds			PF	TP	A	TO	Blk	Stl	Min
		FG-FGA	FG-FGA	FT-FTA	Off	Def	Tot								
24	Kerry Blackshear Jr.	2-6	0-1	1-2	1	7	8	4	5	0	0	0	1	23	
32	Zach LeDay	2-9	0-3	2-2	2	1	3	3	6	0	0	0	0	22	
04	Seth Allen	1-6	1-2	2-2	0	0	0	3	5	1	5	0	0	19	
10	Justin Bibbs	2-9	2-6	2-2	0	2	2	0	8	1	2	0	0	36	
11	Devin Wilson	0-3	0-1	0-1	1	4	5	0	0	2	1	0	2	25	
00	Shane Henry	0-0	0-0	0-0	0	1	1	1	0	0	0	2	0	4	
05	Justin Robinson	5-9	1-4	1-1	1	0	1	2	12	3	3	0	4	29	
15	Chris Clarke	2-7	0-1	3-4	5	2	7	0	7	1	2	0	1	24	
23	Jalen Hudson	2-5	2-2	0-0	1	0	1	2	6	0	2	0	0	18	
	Team				3	2	5			1					
Totals		16-54	6-20	11-14	14	19	33	15	49	8	16	2	8	200	

FG % 1st Half: 8-28 28.6% 2nd half: 8-26 30.8% Game: 16-54 29.6% Deadball Rebounds 2
 3FG % 1st Half: 3-10 30.0% 2nd half: 3-10 30.0% Game: 6-20 30.0%
 FT % 1st Half: 3-5 60.0% 2nd half: 8-9 88.9% Game: 11-14 78.6%

Miami 65 • 21-4 (10-3)

#	Player	Total		3-Ptr		Rebounds			PF	TP	A	TO	Blk	Stl	Min
		FG-FGA	FG-FGA	FT-FTA	Off	Def	Tot								
21	Murphy,Kamari	2-3	0-0	2-4	2	8	10	2	6	0	1	1	1	29	
23	Jekiri,Tonye	5-10	0-0	1-1	3	2	5	4	11	1	1	2	1	31	
05	Reed,Davon	3-6	1-3	5-6	0	5	5	1	12	2	1	2	1	31	
10	McClellan,Sheldon	3-5	1-2	4-4	0	2	2	4	11	0	1	0	1	24	
13	Rodriguez,Angel	6-10	2-5	0-0	0	2	2	2	14	4	5	0	3	39	
03	Lawrence,Anthony	2-3	1-1	0-0	1	1	2	0	5	0	0	2	1	15	
12	Palmer,James	3-9	0-1	0-0	1	2	3	3	6	1	3	0	1	25	
15	Izundu,Ebuka	0-0	0-0	0-0	0	0	0	0	0	0	0	0	0	1	
33	CruzUceda, Ivan	0-2	0-2	0-0	0	1	1	0	0	0	0	0	0	5	
	Team				0	2	2			1					
Totals		24-48	5-14	12-15	7	25	32	16	65	8	13	7	9	200	

FG % 1st Half: 7-23 30.4% 2nd half: 17-25 68.0% Game: 24-48 50.0% Deadball Rebounds 1
 3FG % 1st Half: 2-9 22.2% 2nd half: 3-5 60.0% Game: 5-14 35.7%
 FT % 1st Half: 5-6 83.3% 2nd half: 7-9 77.8% Game: 12-15 80.0%

Officials: Michael Roberts, Tim Kelly, Jeffrey Anderson
 Technical fouls: Virginia Tech-None. Miami-None.
 Attendance: 6614

Score by periods	1st	2nd	Total
Virginia Tech	22	27	49
Miami	21	44	65

Last FG - VT 2nd-00:06, UM 2nd-01:20.
 Largest lead - VT by 7 1st-03:30, UM by 21 2nd-04:18.
 VT led for 13:59, UM led for 21:18. Game was tied for 04:43.

Points	In	Off	2nd	Fast	Bench
VT	Paint	T/O	Chance	Break	
20	10	10	2	25	
UM	34	19	6	11	

Score tied - 5 times.
 Lead changed - 3 times.